KOVES®
科维丝工具

东莞市科维丝精密工具有限公司
广东省东莞市长安镇乌沙社区蔡屋村振昌路7号
DONGGUAN KOVES PRECISION TOOLS CO.,LTD
NO.7Zhenchang Road Changan Town, Dongguan City, China
Http:// www.pcbn.com
E-maill: koves@pcbn.com

KOVES®
科维丝工具

2025 TURNING TOOLS

KOVES®
科维丝工具

车削刀具
Turning tools



车削刀片/外圆车刀/内孔车刀/
小零件刀具/切断切槽车刀/螺纹车刀

TURNING INSERTS/EXTERNAL TURNING TOOLS/
INTERNAL TURNING TOOLS/SMALL PARTS CUTTING TOOLS/
PARTING GROOVING TURNING TOOLS/
THREADING TURNING TOOLS

ABOUT US
关于我们





科维丝公司是一家专注于切削工具生产与销售的企业。
公司成立于2009年，从成立之初就注重技术服务为基础，公司建有"高性能数控刀具与工具系统技术联合实验室"，同时我们根据客户的产品和工艺需求：制定和优化加工工艺方案；选择合理切削参数；计算加工节拍；选择工具、刀具、刀片及附件；量身定做非标刀具；提供与机械加工相关的全套技术服务。

koves is a global service-oriented enterprise,specialized in developing and selling industrial products. since established in 2009,from tne very beginning,koves pay attention to technical service as basement,we are has"hign performance cnc cutting tools and systems technology laboratory",also our according to the customer's product and process requirements formulation and optimization of manufacturing process;reasonable selection of cutting parameters;calculating cycle times;selest tools,cutters,blades and accessories;customized non-standard tool;provide a full range of technical services related to mechanical processing.

Contents
目录▶

车削刀具 Turning tools

一 普通车削

General Turning tools



Contents

目录▶

D

刀片编号说明
Insert Identification System

C	N	M	G	12	04	04	PM
1	2	3	4	5	6	7	8

1 刀片形状 Insert shape

A 85° B 82° K 55°	
H 120°	
L 90°	
O 135°	
P 108°	
C 80° D 55° E 75° M 86° V 35°	
R -	
S 90°	
T 60°	
W 80°	

2 刀片后角 Insert clearance angle

	a
A	3°
B	5°
C	7°
D	15°
E	20°
F	25°
G	30°
N	0°
P	11°
O	特殊 Special

3 精度代号 Tolerance

	d (±mm)	m (±mm)	s (±mm)	d=6.3/9.525	d=12.7	d=15.8/19.05
A	0.025	0.005	0.025	•	•	•
C	0.025	0.013	0.025	•	•	•
E	0.025	0.025	0.025	•	•	•
F	0.013	0.005	0.025	•	•	•
G	0.025	0.025	0.130	•	•	•
H	0.013	0.013	0.025	•	•	•
J	0.050	0.05	0.025	•		
	0.080	0.05	0.025		•	
	0.100	0.05	0.025			•
K	0.050	0.013	0.025	•		
	0.080	0.013	0.025		•	
	0.100	0.013	0.025			•
M	0.05	0.08	0.13	•		
	0.08	0.13	0.13		•	
	0.10	0.15	0.13			•
N	0.05	0.08	0.025	•		
	0.08	0.13	0.025		•	
	0.10	0.15	0.025			•
U	0.08	0.13	0.13	•		
	0.13	0.20	0.13		•	
	0.18	0.27	0.13			•

4 切削槽及夹固形式 Chip-breaker and clamp type

R 无中心孔 Without hole	Q 圆柱孔 + 双面倒角 40º60° Cylindrical hole+double countersink
F 无中心孔 Without hole	C 圆柱孔 + 双面倒角 70º90° Cylindrical hole+double countersink
N 无中心孔 Without hole	G 圆柱孔 Cylindrical hole
A 圆柱孔 Cylindrical hole	T 圆柱孔 + 单面倒角 40º60° Cylindrical hole+ countersink
M 圆柱孔 Cylindrical hole	H 圆柱孔 + 单面倒角 70º90° Cylindrical hole+ countersink
U 圆柱孔 + 双面倒角 40º60° Cylindrical hole+double countersink	W 圆柱孔 + 单面倒角 40º60° Cylindrical hole+ countersink
J 圆柱孔 + 双面倒角 70º90° Cylindrical hole+double countersink	B 圆柱孔 + 单面倒角 70º90° Cylindrical hole+ countersink
X 特殊设计 Special	

5 切削刃长度 Insert size

d mm	C	D	R	S	T	V	W		
5.56	05	-	-	05	09	-	03		
6.0	-	-	06	-	-	-	-		
6.35	06	07	-	06	11	11	04		
6.65	-	-	-	-	-	-	-		
7.94	07	-	-	07	-	-	-		
8.0	-	-	08	-	-	-	-		
9.525	09	11	-	09	16	16	06		
10.0	-	-	10	-	-	-	-		
12.0	-	-	12	-	-	-	-		
12.7	12	15	-	12	22	22	08		
15.875	16	19	-	15	27	-	10		
16.0	-	-	16	-	-	-	-		
16.74	-	-	-	16	-	-	-		
19.05	19	-	-	19	33	-	13		
20.0	-	-	20	-	-	-	-		
25.4	25	-	25	25	-	-	-		

6 刀片厚度 S(mm) Insert thickness

01	S=1.59
T1	S=1.98
02	S=2.38
03	S=3.18
T3	S=3.97
04	S=4.76
05	S=5.56
06	S=6.35
07	S=7.94
09	S=9.52

7 刀尖圆角半径 R Corner rakdius

	R (mm)
02	0.2
04	0.4
05	0.5
08	0.8
12	1.2
16	1.6
20	2.0
24	2.4
32	3.2

圆形刀片 Round insert
00 内切圆（英制）Inch
MO 内切圆（公制）Metric

8 断屑槽型 Chip breaker

KM	
PM	
MM	
APK	

刀片材质说明
Inserts Material Construction

K P 2 1 2 0

注册品牌（Manufacturerer brand）

KOVES®

刀片材料（Cutting meterial）

W:超细颗粒硬质合金(Carbide uncoated)
C:硬质合金CVD涂层(Carbide coated CVD)
P:硬质合金PVD涂层（Carbide coated PVD)
T:金属陶瓷（Cermet uncoated)
E:金属陶瓷PVD涂层（Cermet coated PVD)
D:聚晶金刚石（PCD)
B:立方碳化硼（CBN)

被加工材料（Main application meterial）

1：钢（Steels)
2:不锈钢（Stainless steel)
3:铸铁（Cast iron)
4:有色金属（Light and non-ferrous metal)
5:铝合金（Aluminium)
6:钛合金及高温合金（Hard meterials)

加工方式（Main application method）

1:车削加工（Turning)
2:铣削加工（Milling)
3:钻头（Drilling)

ISO材质标准（ISO 513 application range）

05:ISO K05/P05	10:ISO K10/P10
15:ISO K15/P15	20:ISO K20/P20
25:ISO K25/P25	30:ISO K30/P30
35:ISO K35/P35	40:ISO K40/P40

刀片材质一览表
Summary of Insert Grades

普通车削加工
General Turning

材质符号 Workpiece Material	P 钢 Steel					M 不锈钢 Stainless steel				K 铸铁 Cast Iron				N 有色金属 Nonferrous			S 耐热合金 NRSA				H 高硬材料 Hardess		
ISO	P01	P10	P20	P30	P40	M01	M10	M20	M30	M40	K01	K10	K20	K30	N10	N20	N30	S01	S10	S20	S30	H01	H10	H20
CVD 涂层硬质合金 CVD Coated Carbide		KC1115									KC3110													
			KC1125										KC3125											
				KC1135																				
PVD 涂层硬质合金 PVD Coated Carbide								KP2120										KP6105					KP1110	
									KP2130										KP6110					
硬质合金 Uncoated Carbide																KW20								
金属陶瓷 Cermet			KT20					KT20					KT20											

车削刀片材质简介
Turning Insert Grades

CVD涂层硬质合金系列
CVD coating carbide inserts

KC1115
适用类型：精，半精加工
Cutting Range: Finishing and Semi-finishing

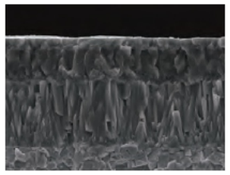

超精细MT-TiCN,Al_2O_3和表面光滑的TiN涂层结构与良好耐磨性的硬质合金基体结合，具有良好的抗磨损性能，适合于钢，合金钢的精，半精加工。

Super fine MT-TiCN,Al_2O_3 and TiN coating on carbide substrate, smooth surface and superior wear resistance,
Application: Suitable for the cutting of steel and alloy steel.

KC1125
适用类型：半精到轻微粗加工
Cutting Range: Semi-finishing to Light Roughing

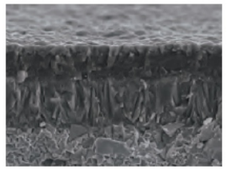

超精细MT-TiCN,Al_2O_3和表面光滑的TiN涂层结构与良好韧性的表面硬质合金基体结合，具有良好的抗磨损性能的同时韧性比较好，适合于钢，合金钢的半精到轻微粗加工。

Super fine MT-TiCN,Al_2O_3 and TiN coating on carbide substrate, smooth surface，superior wear resistance and improved toughness upgraded from KC1125,
Application: Suitable for the cutting of steel and alloy steel under interrupted conditions.



KC1135
适用类型：半精到轻微粗加工
Cutting Range: Semi-finishing to Light Roughing



超精细MT-TiCN,Al_2O_3和表面光滑的TiN涂层结构与良好韧性的表面硬质合金基体结合，具有良好的抗磨损性能的同时韧性比较好，适合于钢，合金钢的半精到轻微粗加工。

Super fine MT-TiCN,Al_2O_3 and TiN coating on carbide substrate, smooth surface，superior wear resistance and improved toughness upgraded from KC1125,
Application: Suitable for the cutting of steel and alloy steel under interrupted conditions.

车削刀片材质简介
Turning Insert Grades

CVD涂层硬质合金系列
CVD coating carbide inserts

KC3110
适用类型：铸铁加工的半精，粗加工
Cutting Range: For Cost iron Semi-finishing to Roughing

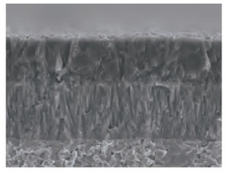

专为铸铁切削加工推出的新牌号。高耐磨性细晶粒基体与厚的Al_2O_3涂层完美结合，在具有良好耐磨性的同时，韧性大幅度提高，适用于韧性要求高的恶劣工况。

New grade, special for iron cutting .Al_2O_3 and coated on thick micro-grain carbide substrate, superior wear resistance and greatly improved toughness
Suitable for bad machining conditions which require high toughness.



KC3125
适用类型：球墨铸铁加工的半精，粗加工
Cutting Range: For Cost iron Semi-finishing to Roughing

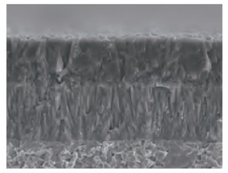

专为球墨铸铁切削加工推出的新牌号。高耐磨性细晶粒基体与厚的Al_2O_3涂层完美结合，在具有良好耐磨性的同时，韧性大幅度提高，适用于韧性要求高的恶劣工况。

New grade, special for iron cutting .Al_2O_3 and coated on thick micro-grain carbide substrate, superior wear resistance and greatly improved toughness
Suitable for bad machining conditions which require high toughness.

车削刀片材质简介
Turning Insert Grades

PVD涂层硬质合金系列
PVD coating carbide inserts

KP1110
适用类型：精，半精加工
Cutting Range: Finishing and Semi-finishing





TiAlN涂层与超细颗粒的强韧性基体相结合,具有良好的抗积屑瘤特性,
能延长刀具寿命,适合于高硬钢的精加工及半精加工

TiAlN coating on super micro-grain carbide substrate with good
toughness, superior adhesion resistance and longer tool life
Application: Suitable for high hardness steel cutting

KP2120
适用类型：精，半精加工
Cutting Range: Finishing and Semi-finishing





TiAlN涂层与超细颗粒的强韧性基体相结合,具有良好的抗积屑瘤特性,
能延长刀具寿命,适合于不锈钢的精加工及半精加工

TiAlN coating on super micro-grain carbide substrate with good
toughness, superior adhesion resistance and longer tool life
Application: Suitable for stainless steel cutting

KP2130
适用类型：半精到轻微粗加工
Cutting Range: Semi-finishing to Light Roughing

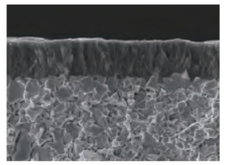



韧性好的基体和TiCN,TiN涂层相结合，具有良好耐热冲击性和耐机械
冲击性，适合于不锈钢的半精加工和粗加工，亦可用于断续切削。

TiCN and TiN coating on good toughness carbide substrate,
superior resistance to thermal shock and mechanical shock,
Application: Suitable for stainless steel cutting and interrupted
cutting.

车削刀片材质简介
Turning Insert Grades

PVD涂层硬质合金系列
PVD coating carbide inserts

KP6105
适用类型：精，半精加工
Cutting Range: Finishing and Semi-finishing





TiAlN涂层与超细颗粒的强韧性基体相结合,具有良好的抗积屑瘤特性,
能延长刀具寿命,适合于钛合金/高温合金的精加工及半精加工

TiAlN coating on super micro-grain carbide substrate with good
toughness, superior adhesion resistance and longer tool life
Application: Suitable for Titanium/Superalloy cutting

KP6110
适用类型：精，半精加工
Cutting Range: Finishing and Semi-finishing



TiAlN涂层与超细颗粒的强韧性基体相结合,具有良好的抗积屑瘤特性,
能延长刀具寿命,适合于不锈钢，钛合金，高温合金的精加工及半精加工

TiAlN coating on super micro-grain carbide substrate with good
toughness, superior adhesion resistance and longer tool life
Application: Suitable for Suitable for stainless steel, titanium, superalloy cutting

车削刀片材质简介
Turning Insert Grades

金属陶瓷牌号
Cermet Grades

KT20



钢,铸铁,不锈钢通用牌号;车,铣削兼用,高耐磨损性及韧性兼备.

For turning and milling of steel ,cast iron and stainless,
High wear resistance and good roughness

涂层金属陶瓷牌号
Coating Cermet Grades

KCT20



钢,铸铁,不锈钢通用牌号;车,铣削兼用,高耐磨损性及韧性兼备.

For turning and milling of steel ,cast iron and stainless,
High wear resistance and good roughness

车削刀片材质简介
Turning Insert Grades

加工 N 类材料牌号
Grades for N applications

KW20



细颗粒硬质合金基体，具有高的硬度和良好的耐磨性，适合于铜，铝合金的加工,表面抛光处理，减少积屑瘤的产生。

Micro-grain carbide substrate with high hardness and superior wear resistance
Application: copper alloys and aluminum alloys
Buffed on top face reduced built-up edge

KCW20



细颗粒硬质合金基体，具有高的硬度和良好的耐磨性，适合于铜，铝合金的加工,表面抛光处理，减少积屑瘤的产生。

Micro-grain carbide substrate with high hardness and superior wear resistance
Application: copper alloys and aluminum alloys
Buffed on top face reduced built-up edge

车削刀片材质简介
Turning Insert Grades

PVD涂层硬质合金系列
PVD coating carbide inserts

KTX 适用类型：精，半精加工
Cutting Range: Finishing and Semi-finishing

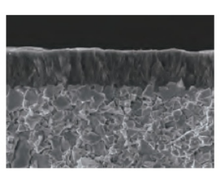

高硬度的硬质合金基体,具有较好的高温红硬性,匹配通用性良好的 TiCN PVD涂层,
推荐用于钢件材质的车削

With highly hard substrate, favorable red hardness and .Use TiCN PVD coating with excellent versatility
Application: Suitable for steel cutting

KVX 适用类型：精，半精加工
Cutting Range: Finishing and Semi-finishing



高硬度的硬质合金基体,具有较好的高温红硬性,匹配通用性良好的 TiAlN PVD涂层,
推荐用于不锈钢材质的车削

With highly hard substrate, favorable red hardness and .Use TiAlN PVD coating with excellent versatility
Application: Suitable for stainless steel cutting

刀片材质一览表
Summary of Insert Grades

切断切槽加工
For Grooving, Parting off

材质符号 Workpiece Material	P 钢 Steel					M 不锈钢 Stainless steel					K 铸铁 Cast Iron				N 有色金属 Nonferrous			S 耐热合金 NRSA				H 高硬材料 Hardess		
ISO	P01	P10	P20	P30	P40	M01	M10	M20	M30	M40	K01	K10	K20	K30	N10	N20	N30	S01	S10	S20	S30	H01	H10	H20
PVD 涂层硬质合金 PVD Coated Carbide		KTX										KTX												
			KVX					KVX																
硬质合金 Uncoated Carbide																KW20								

车削刀片一览表
Features of Turning Insert

车削刀片(负型)
Turning Inserts (Negative)

槽型 Chipbreaker	刀片外形 Shape	断屑范围 Applicable Chipbreaker Range	特点 Features
无 None		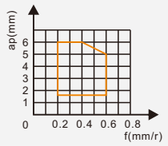	无断屑槽，平板刀片 刀尖强度高，刀片落位稳定，最适于断续切削等不稳定切削 Without chip breaker, Flat-top. Stable placement Strong edge design for intermittent cutting coinditions .
KM		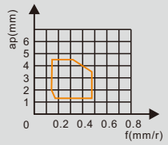	双面断屑槽 切削刀口强度高,中等切削条件下加工表现优越 Double-sided chipbreaker Strong cutting edge and wide land for improved performance
KR		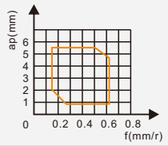	碳钢，铸钢及合金钢粗加工用 变前角和变刃宽相结合满足不同切深的切削刀锋利性和强度要求 For rough machining of carbon steel, cast steel and alloy steel The combination of variable rake angle and variable edge width can meet the requirements of sharpness and strength of cutting edges with different cutting depths
PM		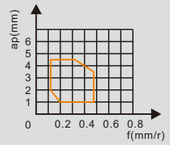	普通钢，合金钢半精加工用 双面断屑槽 扁平棱边刃形，切削强度高 For semi-finishing of general steel and alloy steel Double-sided chip breaker Strong flat cutting edge
MM		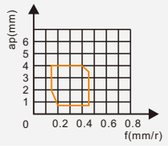	不锈钢，软钢中切削用 双面断屑槽 尖锐切削刀，切削锋利度高 For medium cutting of stainless steel and mild steel Double-sided chip breaker Sharp cutting edge
MH		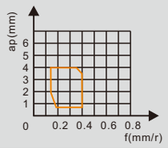	钢件和不锈钢的半精加工。 双前角设计，切削轻快，加强型刀尖。 开放型断屑槽，断屑和排屑效果理想，断屑范围广 Semi finishing of steel parts and stainless steel. Double rake angle design, light cutting, reinforced tool tip Open chip breaking groove, ideal chip breaking and chip removal effect, wide chip breaking range
SM		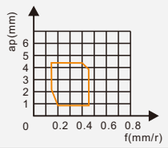	用于高温合金和钛合金的半精加工， 具有高强度的刃口和正前角，切削轻快！ For semi finishing of superalloys and titanium alloys, With high strength cutting edge and positive rake angle, cutting is light and fast!
AH		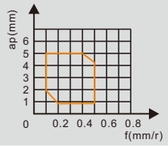	双面断屑槽 刀尖锋利和切削刃强劲 Double-sided chip breaker Sharp tool nose and strong cutting edge

车削刀片一览表
Features of Turning Insert

车削刀片(正型)
Turning Inserts (Positive)

槽型 Chipbreaker	刀片外形 Shape	断屑范围 Applicable Chipbreaker Range	特点 Features
GPK		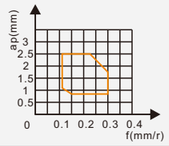	扁平棱边与双角组合， 同时确保刀尖强度与切削锋利度 Strong tool nose due to flat cutting edge and sharp cutting edge due to double rake angle.
TMP		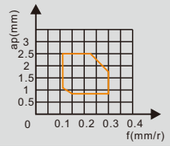	独特的槽型设计在保证刃口锋利的基础上,增加了刀片的抗冲击力能够有效避免刀片切削堆积,适用于钢件,不锈钢的半精加工 Special chip breaker design to keep both sharp cutting edge and good impact resistance which can efficiently avoid accumulated and suited for semi-finishing steel and stainless steel.
无 None		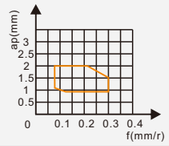	钢件和不锈钢内孔的精加工到半精加工，简洁的断屑槽设计，通用性强，应用范围广 Finishing to semi finishing of steel parts and stainless steel inner holes, simple chip breaking groove design, Strong universality and wide application range
SM		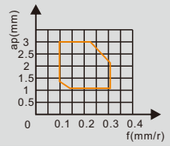	高温合金和钛合金的半精加工到中加工，刃倾角设计保证低切削力，良好的断屑控制源于专业的断屑槽设计 Semi finish machining to medium machining of super alloys and titanium alloys, and the blade inclination design ensures low cutting force, Good chip breaking control comes from professional chip breaking groove design
SA		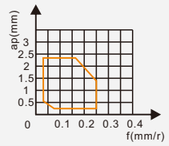	用于不锈钢和高温合金的超精加工到精加工， 在低进给和小切深时具备优越的断屑效果， 在加工时能得到良好的表面光洁度和更长的刀具寿命 For superfinishing to finishing of stainless steel and superalloys, Excellent chip breaking effect at low feed and small cutting depth, Good surface finish and longer tool life can be obtained during machining
R/L-F		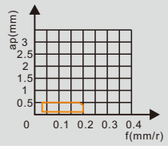	精加工 控制切屑流向,切削阻力小 Finishing control cutting flow direction which can reduce the cutting resistance
R/L-U		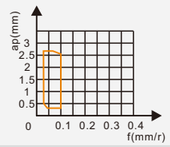	适用于精加工和半精加工 低进给条件下,即使切深变化也能控制切屑, Suitable for finishing and semi-finishing, it can control the chip even under low feed conditions.
APK		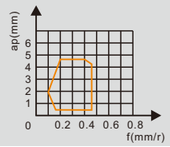	铝合金切削用 大前角,刀尖锋利度高 For aluminum alloy cutting Sharp tool nose due to large rake angle

可转位外圆车刀型号编制说明
Toolhoder Identification System

M	C	L	N	R	25	25	M	12	
1	2	3	4	5	6	7	8	9	10

1压紧方式 Pressing mode

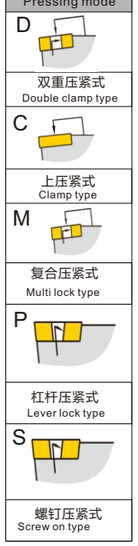

2刀片形状 Blade shape

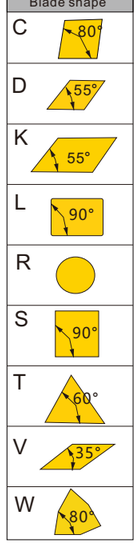

3刀具形式 Tool form

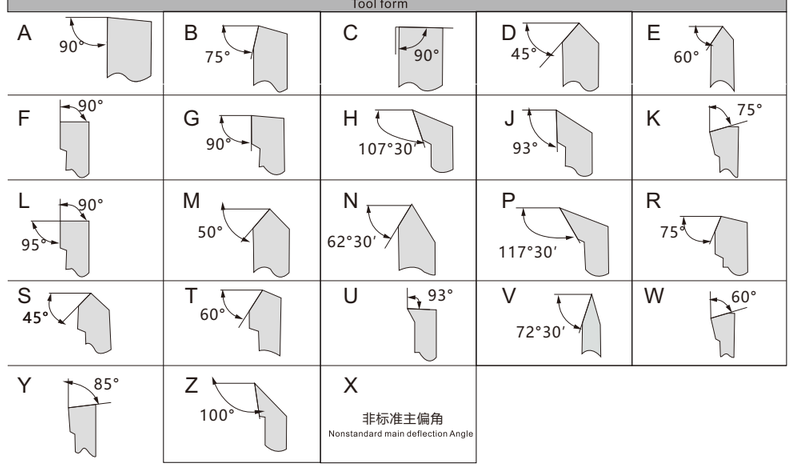

4刀片法后角 blade normal rear Angle

B	5°
C	7°
D	15°
E	20°
F	25°
N	0°
P	11°

5刀具切削方向 Cutting direction of the tool

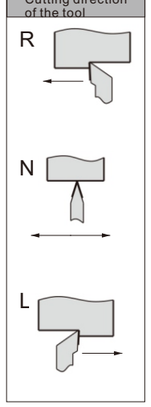

9刀片尺寸 Blade dimensions

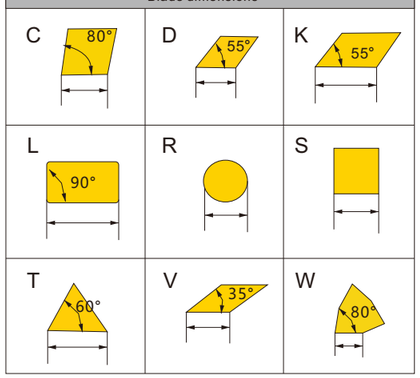

6刀尖高度 Tip height

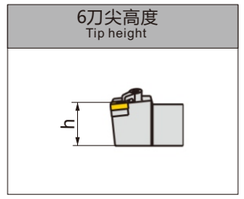

7刀体宽度 Knife body width

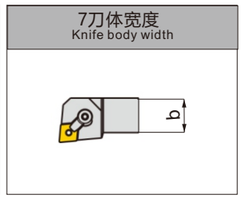

8刀具长度 Tool length

A=32	P=170
B=40	Q=180
C=50	R=200
D=60	S=250
E=70	T=300
F=80	U=350
G=90	V=400
H=100	W=450
J=110	Y=500
K=125	X=特殊 special
L=140	
M=150	
N=160	

10制造商代码 Manufacturer code

F：直头，无偏置
F: Straight head, unbiased

S:单面定位设计
S: Single-sided positioning design

D:刀垫式正前角车刀
D: Pad type front corner turning tool

双重压紧式外圆车刀
Double pressure external turning tool

-通过稳定锁紧，提高刀片的耐崩损性能。
- Improve the collapse resistance of the blade through stable locking.

-通过高精度安装，提高加工精度。
- Improve machining accuracy through high precision installation.

可从车刀下方更换刀片。
The blade can be replaced from under the turning tool.

最适用于高效，断续，高硬度材料加工。
Most suitable for high efficiency, intermittent, high hardness materials processing.

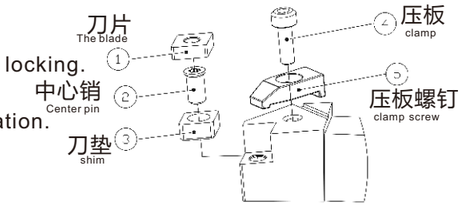

双重压紧式外圆车刀-刀片安装示意
Double pressure external round turning tool - blade installation schematic

杠杆压紧式外圆车刀
Lever press external turning tool

-利用杠杆原理，采用螺丝钉压紧杠杆锁紧刀片。
- Using the lever principle, use screws to press the lever and lock the blade.

-使用N后角刀片（刀片后角为0°），刀片可双面使用。
- Use the N rear Angle blade (the rear Angle of the blade is 0°). The blade can be used on both sides.

-坚固的切销刃和牢固的装夹方式为高效率切削提供了可靠的保障。
- Strong cutting pin edge and firm clamping method provide reliable guarantee for high efficiency cutting.

-可用于重型车销。
- Can be used for heavy duty vehicle pins.

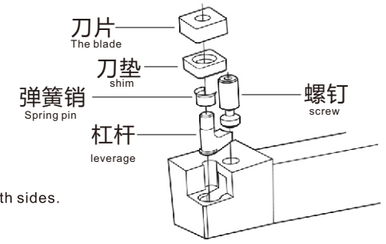

杠杆压紧式外圆车刀-刀片安装示意
The installation of lever pressing external round turning tool and blade is shown

复合压紧式外圆车刀
Compound compacting external turning tool

-采用销钉侧压与压板上压。
- Use the side pressure of the pin and the pressure plate.

-使用N后角刀片（刀片后角为0°），刀片可双面使用。
- Use the N rear Angle blade (the rear Angle of the blade is 0°). The blade can be used on both sides.

-坚固的切削刃和牢固的装夹方式为高效率切销提供了可靠的保障。
- Strong cutting edge and strong clamping mode for efficient cutting pin to provide reliable guarantee.

-可用于立式车床作内孔车销加工。
- Can be used for vertical lathe for inner hole turning pin processing.

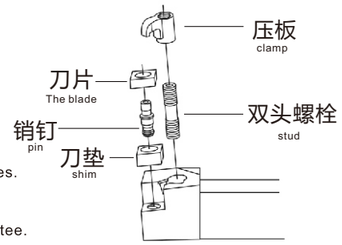

复合压紧式外圆车刀-刀片安装示意
Installation of compound pressing external turning tool and blade

压板压紧式外圆车刀
External round turning tool with pressing plate

-强力锁紧
- Strong lock

-负角刀片：半精加工~重切削用（重要用于CBN，陶瓷刀片）。
- Negative Angle blade: semi-finishing to heavy cutting (important for CBN, ceramic blade).

-正角刀片：低切削阻力。
- Positive Angle blade: Low cutting resistance.

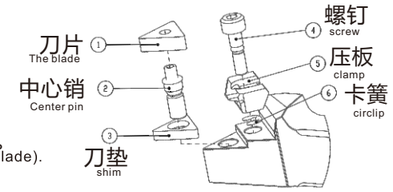

压板压紧式外圆车刀-刀片安装示意
Installation of external round turning tool and blade with pressing plate

螺钉压紧式外圆车刀
External turning tools for screw compaction

-螺钉压紧式外圆车刀
- External turning tools with screw pressing

-使用正前角刀片（刀片后角大于0°）。
- Use a forward-angle blade (blade rear Angle greater than 0°).

-简单可靠的刀片夹紧方式和极少的备件。
- Simple and reliable blade clamping mode and few spare parts.

-切屑由前刀面通畅流出。
- Chips flow out smoothly from the front cutter face.

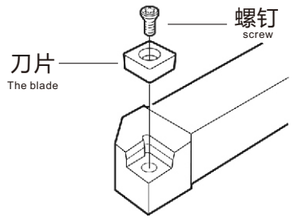

螺钉压紧式外圆车刀-刀片安装示意
This section describes how to install screw pressing external turning tool and blade

外圆车刀一览表

List of external turning tools

刀片型号 The blade model	C. .			W. .	R. .	D. .		
适用刀片形状 Applicable blade shape	80°			80°		55°		
加工形态 Processing form	外圆/端面 Outer circle/end face	外圆 cylindrical	端面 End face	外圆/端面 Outer circle/end face	外圆仿形 Cylindrical shape	外圆仿形 Cylindrical shape		
复合压紧式 Compound compression type	MCLN	MCBN	MCKN	MWLN	MRGN	MDJN	MDPNN	MDQN
					MRDNN			
杠杆压紧式 Lever compression type	PCLN	PCBN		PWLN	PRGC	PDJN	PDPNN	
双重压紧式 Double compression type	DCLN	DCBN	DCKN	DWLN		DDJN	DDPNN	DDQN
压板压紧式 Pressing plate type	CCLN				CRDNN	CDJN		
螺钉压紧式 Screw clamp type	SCAC			SWLC	SRGC	SDAC	SDNCN	
	SCLC				SRDCN	SDJC		

	S. .			T. .			V. .	
适用刀片形状 Applicable blade shape	90°			60°			35°	
加工形态 Processing form	外圆 cylindrical	端面 End face	外圆/倒角 Outer circle/chamfering	外圆 cylindrical	端面 End face	外圆 cylindrical	外圆/仿形 Cylindrical shape	
复合压紧式 Compound compression type	MSBN	MSKN	MSDNN	MTGN	MTFN	MTQN	MVJN	MVVNN
	MSRN		MSSN	MTJN		MTENN	MVQN	MVUN
杠杆压紧式 Lever compression type	PSBN	PSKN	PSDNN	PTGN	PTFN	PTTNN		
双重压紧式 Double compression type	DSBN	DSKN	DSDNN	DTGN	DTFN		DVJN	DVVNN
压板压紧式 Pressing plate type	CSBN	CSKN	CSDNN	CTGN	CTUN			
螺钉压紧式 Screw clamp type	SSCB	SSKC	SSDCN	STAC	STFC	STTC	SVAC/B	SVVCN
			SSSC	STGC			SVJC/B	SVVBN

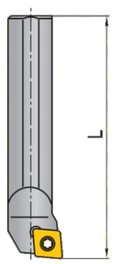

1.刀具结构 Tool structure
S 钢制刀杆
C 硬质合金刀杆
E 内冷合金刀杆

3.刀具长度 Tool length	
A=32	P=170
B=40	Q=180
C=50	R=200
D=60	S=250
E=70	T=300
F=80	U=350
G=90	V=400
H=100	W=450
J=110	Y=500
K=125	X=特殊 special
L=140	
M=150	
N=160	

5.刀片形状 Blade shape	
T	
S	
C	80°
D	55°
V	35°
W	80°

7.刀片法后角 blade normal rear Angle	
B	5°
C	7°
P	11°
N	0°

9.刀片尺寸 Blade dimensions
T
S
C
D
V
W

S	32	U	-	S	T	F	C	R	16	-	
1	2	3		4	5	6	7	8	9		10

2.刀杆直径 Diameter of cutter rod
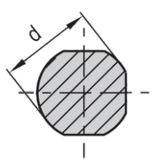

4.压紧方式 Pressing mode	
C	上压紧式 Clamp type
M	上压和孔压紧式 Top pressing and hole pressing type
P	孔压紧式 Pore pressure type
S	螺钉压紧式 Screw on type

6.刀具形式 Tool form	
K	75°
F	90°
U	93°
L	95°
Q	107°30′
J	93°
N	62°30′
S	45°
X	其它 other

8. 刀具切削方向 Cutting direction of the tool
R
L

10. 制造商代码 Manufacturer code
D=加大偏置f+1.0mm D= Increase bias F +1.0mm
E=加大偏置f+2.0mm E= Increase bias F +2.0mm
X=背镗 X = boring

用途 use	内端面清根加工 Inner end face root cleaning processing		仿形加工 Root with			切入反向横进加工 Inner diameter spherical root cleaning	
刀片形状 The blade shape / 构造/刀片材质 Construction/blade material	80°菱形 C 80 ° C of diamond		55°菱形 D 55 ° diamond D	35°菱形 V 35 ° diamond V		55°菱形 D 55 ° diamond D	35°菱形 V 35 ° diamond V
螺钉锁紧式 Screw lock type	SCLP	SCLC	SDUC SDQC	SVUC SCUB	SVQC SVQB	SDZC	SVZC SVZB
复合式压紧 Compound pressing	MCLN	—	MDUN MDQN	—	—	—	—
杠杆锁紧 Lever lock	PCLN	—	PDUN	—	—	PDZN	—

用途 use	内径球面清根用 Inner diameter spherical root cleaning	通孔加工 Blind hole processing		盲孔加工 Hole processing			
刀片形状 The blade shape / 构造/刀片材质 Construction/blade material	35°菱形 V 35 ° diamond V	六角形 W /其他 Hexagonal W/other	正方形 S Square S	六角形 W /其他 Hexagonal W/other		三角形 T /其他 Delta T/others	
螺钉锁紧 Screw lock type	SVJB SVJC	SWUB SWUP	SSKP SSKC	SWUB SWUP	—	STUP/STUB	—
复合式压紧 Compound pressing	—	—	MSKN	—	MWLN	MTFN	—
杠杆锁紧 Lever lock	—	—	PSKN PSYN	PWLN	—	PTFN	—

车削刀片(负型)
Turning Inserts (Negative)

CN..

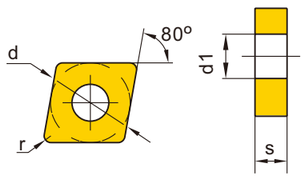

型号 Model	尺寸 Size (mm) d	s	d1
CN..0903 ..	9.525	3.18	3.81
CN..1204 ..	12.7	4.76	5.16
CN..1606 ..	15.88	6.35	6.35
CN..1906 ..	19.05	6.35	7.94
CN..2509 ..	25.4	9.53	9.12

刀片外形 Insert shape	型号 Model	r	进给fn mm/rev	切深ap mm	KC3110	KC3125	KC1115	KC1125	KC1135	KP1110	KP2120	KP2130	KP6105	KP6110	KT20	KCT20	KW20	KCW20
					刀片材质及适用加工材料 Insert grades and application													
粗加工 Roughing 	CNMA120404	0.4	0.25-0.70	3.0-7.0	●													
	CNMA120408	0.8	0.25-0.70	3.0-7.0	●													
	CNMA120412	1.2	0.25-0.70	3.0-7.0	●													
半精加工 Semi-Finishing 	CNMG120404KM	0.4	0.17-0.55	1.2-5.0	●													
	CNMG120408KM	0.8	0.17-0.55	1.2-5.0	●													
	CNMG120412KM	1.2	0.20-0.55	1.5-5.0	●													
粗加工 Roughing 	CNMG120408KR	0.8	0.20-0.60	1.20-6.4		●			●									
	CNMG120412KR	1.2	0.30-0.90	1.80-6.4		●			●									
	CNMG160608KR	0.8	0.20-0.60	1.20-8.1		●			●									
	CNMG160612KR	1.2	0.30-0.90	1.80-8.1		●			●									
半精加工 Semi-Finishing 	CNMG120404PM	0.4	0.12-0.52	0.7-4.8			●	●										
	CNMG120408PM	0.8	0.12-0.52	0.7-4.8			●	●										
	CNMG120412PM	1.2	0.12-0.52	0.7-4.8			●	●										
半精加工 Semi-Finishing 	CNMG120404MM	0.4	0.10-0.50	0.5-5.0							●	●						
	CNMG120408MM	0.8	0.12-0.50	0.5-5.0							●	●						
半精加工 Semi-Finishing 	CNMG120404MH	0.4	0.07-0.20	0.34-3.9						●	●							
	CNMG120408MH	0.8	0.14-0.40	0.68-3.9						●	●							
	CNMG120412MH	1.2	0.20-0.60	1.02-3.9						●	●							
半精加工 Semi-Finishing 	CNMG120404SM	0.4	0.08-0.22	0.40-4.3									●	●				
	CNMG120408SM	0.8	0.15-0.44	0.80-4.3									●	●				
半精加工 Semi-Finishing 	CNMG120404MT	0.4	0.15-0.40	1.0-5.0											●	●		
	CNMG120408MT	0.8	0.17-0.55	1.2-5.0											●	●		
半精加工 / 精加工 Semi-fnishing/Finishing 	CNMG120402AH	0.2	0.05-0.20	0.8-3.5													●	●
	CNMG120404AH	0.4	0.10-0.40	0.8-3.5													●	●
	CNMG120408AH	0.8	0.13-0.55	0.8-3.5													●	●
钢 Steel							★	★	★	☆	☆	☆			★	★		
不锈钢 Stainless Steel											★	★	☆	★				
铸铁 Cast Iron					★	★												
有色金属 Nonferrous Metal																	★	★
耐热合金 Heat Resistant Alloy											☆	☆	★	★				
淬硬钢 Hardened Steel										★								

★ 首选Preferred ☆ 可选optional ●标准库存standard stock ○订单生产order production

95° MCLNR/L

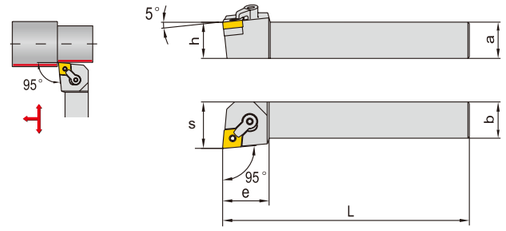

右手刀图例
Legend of right hand knife

型号 Model 右刀 Right hand	左刀 Left hand	库存 Stock R	L	尺寸 Size (mm) a	b	L	h	s	e	刀片 Insert	刀垫 Shim	锁销 Lock pin	压板 Clamp	压板螺钉 Clamp Screw	扳手 Hex wrench
MCLNR1616H12	MCLNL1616H12	●	○	16	16	100	16	20	32	CN..1204..	MC1204	MSP617	HL1814	MS6025	S3
MCLNR2020K12	MCLNL2020K12	●	●	20	20	125	20	25	32						
MCLNR2525M12	MCLNL2525M12	●	●	25	25	150	25	32	32					MS6030	
MCLNR3232P12	MCLNL3232P12	●	●	32	32	170	32	40	32						
MCLNR2525M16	MCLNL2525M16	○	○	25	25	150	25	32	38	CN..1606..	MC1604	MSP821	HL2214	MS6030	S3
MCLNR3232P16	MCLNL3232P16	●	●	32	32	170	32	40	38						
MCLNR4040R16	MCLNL4040R16	○	○	40	40	200	40	50	38						
MCLNR2525M19	MCLNL2525M19	○	○	25	25	150	25	32	38	CN..1906..	MC1904	MSP1021	HL2217	MS8030	S4
MCLNR3232P19	MCLNL3232P19	○	○	32	32	170	32	40	38						
MCLNR4040R19	MCLNL4040R19	●	●	40	40	200	40	50	38						
MCLNR4040R25	MCLNL4040R25	○	○	40	40	200	40	50	45	CN..2509..	MC2508	MSP1229	HL3220	MS1035	S4/S5

* 刀片需单独订购。Blades to be ordered separately.

●标准库存Standard inventory ○订单生产The order production

75° MCBNR/L

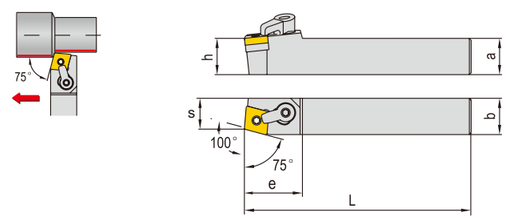

型号 Model 右刀 Right hand	左刀 Left hand	库存 Stock R	L	尺寸 Size (mm) a	b	L	h	s	e	刀片 Insert	刀垫 Shim	锁销 Lock pin	压板 Clamp	压板螺钉 Clamp Screw	扳手 Hex wrench
MCBNR2020K12	MCBNL2020K12	○	○	20	20	125	20	17	32	CN..1204..	MC1204	MSP617	HL1814	MS6025	S3
MCBNR2525M12	MCBNL2525M12	●	○	25	25	150	25	22	32					MS6030	
MCBNR3232P12	MCBNL3232P12	○	○	32	32	170	32	27	32						
MCBNR2525M16	MCBNL2525M16	○	○	25	25	150	25	22	40	CN..1606..	MC1604	MSP821	HL2214	MS6030	S3
MCBNR3232P16	MCBNL3232P16	○	○	32	32	170	32	27	40						
MCBNR4040R19	MCBNL4040R19	○	○	40	40	200	40	35	40	CN..1906..	MC1904	MSP1021	HL2217	MS8030	S4

* 刀片需单独订购。Blades to be ordered separately.

●标准库存Standard inventory ○订单生产The order production

75° MCKNR/L

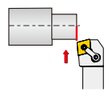

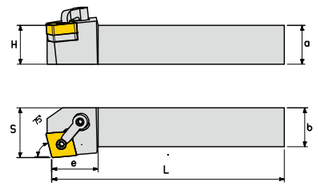

右手刀图例
Legend of right hand knife

型号 Model 右刀 Right hand	型号 Model 左刀 Left hand	库存 Stock R	库存 Stock L	尺寸 Size (mm) a	b	L	h	s	e	刀片 Insert	刀垫 Shim	锁销 Lock pin	压板 Clamp	压板螺钉 Clamp Screw	扳手 Hex wrench
MCKNR2020K12	MCKNL2020K12	●	○	20	20	125	20	25	28					MS6025	
MCKNR2525M12	MCKNL2525M12	●	●	25	25	150	25	32	28	CN..1204..	MC1204	MSP617	HL1814	MS6030	S3
MCKNR3225P12	MCKNL3225P12	●	●	32	25	170	32	32	28						
MCKNR2525M16	MCKNL2525M16	●	●	25	25	150	25	32	30						
MCKNR3225P16	MCKNL3225P16	○	○	32	25	170	32	32	30	CN..1606..	MC1604	MSP821	HL2214	MS6030	S3
MCKNR3232P16	MCKNL3232P16	●	●	32	32	170	32	38	30						
MCKNR3232P19	MCKNL3232P19	○	○	32	32	170	32	40	36						
MCKNR4040R19	MCKNL4040R19	○	○	40	40	200	40	48	36	CN..1906..	MC1904	MSP1021	HL2217	MS8030	S4

* 刀片需单独订购。Blades to be ordered separately.

●标准库存Standard inventory ○订单生产The order production

75° PCBNR/L

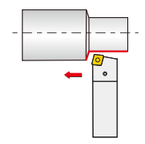

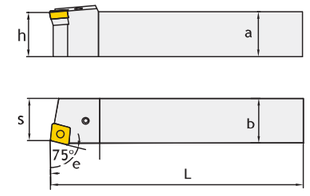

右手刀图例
Legend of right hand knife

型号 Model 右刀 Right hand	型号 Model 左刀 Left hand	库存 Stock R	库存 Stock L	尺寸 Size (mm) a	b	L	h	s	e	刀片 Insert	刀垫 Shim	锁销 Screw	压板 Lever	压板螺钉 Shim pin	扳手 Hex wrench
PCBNR2020K12	PCBNL2020K12	●	●	20	20	125	20	17	30						
PCBNR2525M12	PCBNL2525M12	●	●	25	25	150	25	22	26	CN..1204..	PC12318	VHX0821	LV4	SP4	S3
PCBNR3232P12	PCBNL3232P12	●	●	32	32	170	32	29	27						
PCBNR2525M16	PCBNL2525M16	●	●	25	25	150	25	22	32	CN..1606..	PC16476	VHX0825	LV5	SP5	S3
PCBNR3232P16	PCBNL3232P16	●	●	32	32	170	32	27	33						
PCBNR3232P19	PCBNL3232P19	●	●	32	32	170	32	27	38	CN..1906..	PC19476	VHX1027	LV6	SP6	S4
PCBNR4040S19	PCBNL4040S19	●	●	40	40	250	40	35	38						
PCBNR4040S2507	PCBNL4040S2507	●	●	40	40	250	40	37	50	CN..2507..	PC25	VHX1236	LV8	SP8	S5
PCBNR4040S2509	PCBNL4040S2509	●	●	40	40	250	40	37	50	CN..2509..					

* 刀片需单独订购。Blades to be ordered separately.

●标准库存Standard inventory ○订单生产The order production

95° PCLNR/L

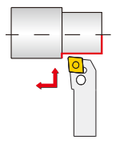

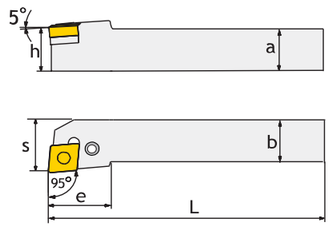

型号 Model 右刀 Right hand	型号 Model 左刀 Left hand	库存 Stock R	库存 Stock L	尺寸 Size (mm) a	b	L	h	s	e	刀片 Insert	刀垫 Shim	锁销 Screw	压板 Lever	压板螺钉 Shim pin	扳手 Hex wrench
PCLNR1616H09	PCLNL1616H09	●	●	16	16	100	16	20	20						
PCLNR2020K09	PCLNL2020K09	●	●	20	20	125	20	25	22	CN..0903..	PC09318	VHX0613	LV3	SP3	S2.5
PCLNR2525M09	PCLNL2525M09	●	●	25	25	150	25	32	22						
PCLNR2020K12	PCLNL2020K12	●	●	20	20	125	20	26	28						
PCLNR2525M12	PCLNL2525M12	●	●	25	25	150	25	32	28	CN..1204..	PC12318	VHX0821	LV4	SP4	S3
PCLNR3232P12	PCLNL3232P12	●	●	32	32	170	32	39	32						
PCLNR2525M16	PCLNL2525M16	●	●	25	25	150	25	32	36	CN..1606..	PC16476	VHX0825	LV5	SP5	S3
PCLNR3232P16	PCLNL3232P16	●	●	32	32	170	32	39	36						
PCLNR3232P19	PCLNL3232P19	●	●	32	32	170	32	40	40	CN..1906..	PC19476	VHX1027	LV6	SP6	S4
PCLNR4040S19	PCLNL4040S19	●	●	40	40	250	40	49	40						
PCLNR4040S2507	PCLNL4040S2507	●	●	40	40	250	40	50	47	CN..2507..	PC25	VHX1236	LV8	SP8	S5
PCLNR4040S2509	PCLN4040S2509	●	●	40	40	250	40	50	47	CN..2509..					

95° DCLNR/L

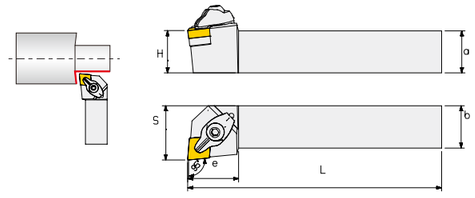

右手刀图例
Legend of right hand knife

型号 Model 右刀 Right hand	型号 Model 左刀 Left hand	库存 Stock R	库存 Stock L	尺寸 Size (mm) a	b	L	h	s	e	刀片 Insert	刀垫 Shim	锁销 Clamp Screw	压板 Clamp	压板螺钉 Screw	扳手 Wrench
DCLNR2020K12	DCLNL2020K12	●	●	20	20	125	20	27	32	CN..1204..	MC1204	DM0626	DCL2612	DSP0612	S4 S3
DCLNR2525M12	DCLNL2525M12	●	●	25	25	150	25	32	30						
DCLNR3232P12	DCLNL3232P12	●	●	32	32	170	32	39	30						

* 刀片需单独订购。Blades to be ordered separately.

●标准库存Standard inventory ○订单生产The order production

75° DCKNR/L



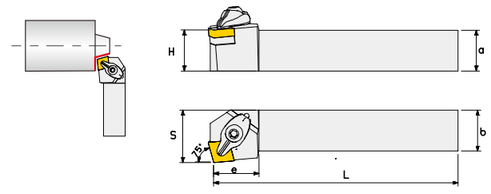

右手刀图例
Legend of right hand knife

型号 Model 右刀 Right hand	型号 Model 左刀 Left hand	库存 Stock R	库存 Stock L	尺寸 Size (mm) a	b	L	h	s	e	刀片 Insert	刀垫 Shim	锁销 Clamp Screw	压板 Clamp	压板螺钉 Screw	扳手 Wrench
DCKNR2020K12	DCKNL2020K12	●	●	20	20	125	20	26	28	CN..1204..	MC1204	DM0626	DCL2612	DSP0612	S3 S4
DCKNR2525M12	DCKNL2525M12	●	●	25	25	150	25	32	28						
DCKNR3232P12	DCKNL3232P12	●	●	32	32	170	32	39	28						

* 刀片需单独订购。Blades to be ordered separately.

●标准库存Standard inventory ○订单生产The order production

75° DCBNR/L

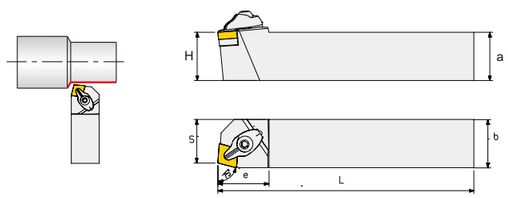

右手刀图例
Legend of right hand knife

型号 Model 右刀 Right hand	型号 Model 左刀 Left hand	库存 Stock R	库存 Stock L	尺寸 Size (mm) a	b	L	h	s	e	刀片 Insert	刀垫 Shim	锁销 Clamp Screw	压板 Clamp	压板螺钉 Screw	扳手 Wrench
DCBNR2020K12	DCBNL2020K12	●	●	20	20	125	20	17	34	CN..1204..	MC1204	DM0625	DCL2612	DSP0612	S4 S3
DCBNR2525M12	DCBNL2525M12	●	●	25	25	150	25	22	36						
DCBNR3232P12	DCBNL3232P12	●	●	32	32	170	32	29	34						

* 刀片需单独订购。Blades to be ordered separately.

●标准库存Standard inventory ○订单生产The order production

50° DCMNN

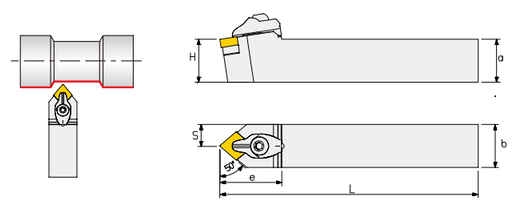

型号 Model	库存 Stock	尺寸 Size (mm) a	b	L	h	s	e	刀片 Insert	刀垫 Shim	锁销 Clamp Screw	压板 Clamp	压板螺钉 Screw	扳手 Wrench
DCMNN2020K12	●	20	20	125	20	10	36	CN..1204..	MC1204	DM0626	DCL2612	DSP0612	S3 S4
DCMNN2525M12	●	25	25	150	25	12.5	36						
DCMNN3232P12	●	32	32	170	32	16	36						

* 刀片需单独订购。Blades to be ordered separately.

●标准库存Standard inventory ○订单生产The order production

75° MCKNR/L

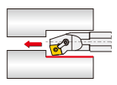

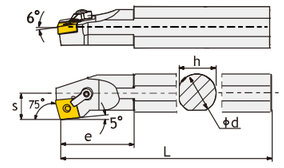

右手刀图例
Legend of right hand knife

型号 Model 右刀 Right hand	型号 Model 左刀 Left hand	库存 Stock R	库存 Stock L	尺寸 Size (mm) Dmin	Φd	h	L	s	e	刀片 Insert	刀垫 Shim	销钉 Lock pin	压板 Clamp	双头螺栓 Clamp Screw	扳手 Hex wrench
S20Q-MCKNR-12	S20Q-MCKNL-12	●	●	26	20	18	180	14	35	CN..1204..	×	MSP613	HL1810	MS6020	S2.5
S25R-MCKNR-12	S25R-MCKNL-12	●	●	32	25	23	200	16.5	35						S3.0
S32S-MCKNR-12	S32S-MCKNL-12	●	●	40	32	30	250	22	50		MC1204	MSP617	HL1814	MS6025	S3
S40T-MCKNR-12	S40T-MCKNL-12	●	●	50	40	38	300	26	55						

* 刀片需单独订购。Blades to be ordered separately.

●标准库存Standard inventory ○订单生产The order production

95° MCLNR/L

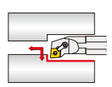

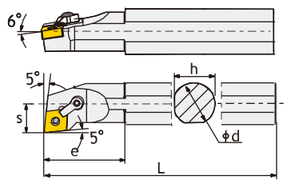

右手刀图例
Legend of right hand knife

型号 Model 右刀 Right hand	型号 Model 左刀 Left hand	库存 Stock R	库存 Stock L	尺寸 Size (mm) Dmin	Φd	h	L	s	e	刀片 Insert	刀垫 Shim	销钉 Lock pin	压板 Clamp	双头螺栓 Clamp Screw	扳手 Hex wrench
S20Q-MCLNR-12	S20Q-MCLNL-12	●	●	26	20	18	180	13	40	CN..1204..	×	MSP613	HL1810	MS6020	S2.5
S25R-MCLNR-12	S25R-MCLNL-12	●	●	32	25	23	200	16	40				HL1814	MS6025	S3
S32S-MCLNR-12	S32S-MCLNL-12	●	●	40	32	30	250	20	50		MC1204	MSP617			S3
S40T-MCLNR-12	S40T-MCLNL-12	●	●	50	40	37	300	26	55						

* 刀片需单独订购。Blades to be ordered separately.

●标准库存Standard inventory ○订单生产The order production

95° PCLNR/L

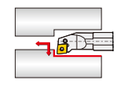

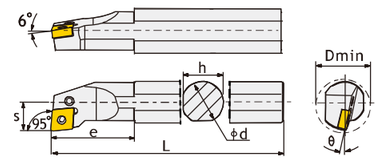

右手刀图例
Legend of right hand knife

型号 Model 右刀 Right hand	型号 Model 左刀 Left hand	库存 Stock R	库存 Stock L	尺寸 Size (mm) Dmin	Φd	h	L	s	θ°	e	刀片 Insert	刀垫 Shim	螺钉 Screw	杠杆 Lever	档坠 Shim pin	扳手 Hex wrench
S16Q-PCLNR-09	S16Q-PCLNL-09	●	●	20	16	15	180	10	−12°	30	CN..0903..	–	VHX0609	LV3C	–	S2
S20Q-PCLNR-09	S20Q-PCLNL-09	●	●	25	20	18	180	12	-11°	30						
S25R-PCLNR-09	S25R-PCLNL-09	●	●	32	25	23	200	15	-10°	35						
S20Q-PCLNR-12	S20Q-PCLNL-12	●	●	25	20	18	180	13	-11°	35	CN..1204..	–	VHX0613	LV4A	–	S2.5
S25R-PCLNR-12	S25R-PCLNL-12	●	●	32	25	23	200	15	12°	40						
S32S-PCLNR-12	S32S-PCLNL-12	●	●	44	32	30	250	22	-10°	50		PC12318	VHX0821	LV4	SP4	S3
S40T-PCLNR-12	S40T-PCLNL-12	●	●	54	40	37	300	24	-10°	55						
S50U-PCLNR-12	S50U-PCLNL-12	●	●	63	50	47	350	27	-10°	58						
S50U-PCLNR-19	S50U-PCLNL-19	●	●	63	50	47	350	32	-10°	70	CN..1906..	PC19476	VHX1027	LV6	SP6	S4

* 刀片需单独订购。Blades to be ordered separately.

●标准库存Standard inventory ○订单生产The order production

车削刀片(负型)
Turning Inserts (Negative)

DN..

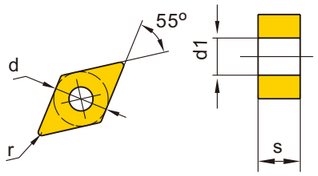

型号 Model	尺寸 Size (mm) d	s	d1
DN..1104..	9.525	4.76	3.81
DN..1504..	12.7	4.76	5.16
DN..1506..	12.7	6.35	5.16

刀片外形 Insert shape	型号 Model	r	进给fn mm/rev	切深ap mm	KC3110	KC3125	KC1115	KC1125	KC1135	KP1110	KP2120	KP2130	KP6105	KP6110	KT20	KCT20	KW20	KCW20
		刀片材质及适用加工材料 Insert grades and application																
粗加工 Roughing 	DNMA150408	0.8	0.25-0.70	3.0-7.0	●													
	DNMA150412	1.2	0.25-0.70	3.0-7.0	●													
	DNMA150608	0.8	0.15-0.65	0.8-4.0	●													
	DNMA150612	1.2	0.15-0.65	1.2-4.0	●													
半精加工 Semi-Finishing 	DNMG150408KM	0.8	0.17-0.50	1.0-4.0	●													
	DNMG150412KM	1.2	0.20-0.50	1.3-4.0	●													
	DNMG150608KM	0.8	0.17-0.47	1.0-4.0	●													
	DNMG150612KM	1.2	0.23-0.63	1.3-4.0	●													
粗加工 Roughing 	DNMG150408KR	0.8	0.20-0.60	1.20-5.4		●			●									
	DNMG150412KR	1.2	0.30-0.90	1.80-5.4		●			●									
	DNMG150608KR	0. 8	0.20-0.60	1.20-5.1		●			●									
	DNMG150612KR	1. 2	0.30-0.90	1.80-5.4		●			●									
半精加工 Semi-Finishing 	DNMG150404PM	0.4	0.12-0.52	0.7-4.8			●	●										
	DNMG150408PM	0.8	0.12-0.52	0.7-4.8			●	●										
	DNMG150604PM	0.4	0.12-0.52	0.7-4.8			●	●										
	DNMG150608PM	0.8	0.12-0.52	0.7-4.8			●	●										
	DNMG150612PM	1.2	0.12-0.52	0.7-4.8			●	●										
半精加工 Semi-Finishing 	DNMG150404MH	0.4	0.07-0.20	0.34-3.5						●	●							
	DNMG150408MH	0.8	0.14-0.40	0.68-3.5						●	●							
半精加工 Semi-Finishing 	DNMG150404SM	0.4	0.08-0.22	0.40-3.9									●	●				
	DNMG150408SM	0.8	0.15-0.44	0.80-3.9									●	●				
半精加工 Semi-Finishing 	DNMG150404MM	0.4	0.10-0.50	0.5-5.0							●	●						
	DNMG150408MM	0.8	0.12-0.50	0.5-5.0							●	●						
半精加工 Semi-Finishing 	DNMG150404R-VF	0.4	0.15-0.40	0.8-4.0											●			
	DNMG150408R-VF	0.8	0.17-0.50	1.0-4.0											●			
半精加工 Semi-Finishing 	DNMG150404-TM	0.4	0.15-0.40	0.8-4.0											●			
	DNMG150604-TM	0.4	0.15-0.40	0.8-4.0											●			

钢 Steel						★	★	★	☆	☆	☆			★	
不锈钢 Stainless Steel										★	★	★	★		
铸铁 Cast Iron				★	★										
有色金属 Nonferrous Metal															
耐热合金 Heat Resistant Alloy												★	★		
淬硬钢 Hardened Steel									★						

★ 首选Preferred ☆ 可选optional ●标准库存standard stock ○订单生产order production

93° MDJNR/L

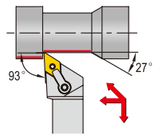

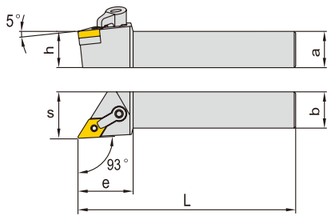

右手刀图例
Legend of right hand knife

型号 Model 右刀 Right hand	左刀 Left hand	库存 Stock R	L	尺寸 Size (mm) a	b	L	h	s	e	刀片 Insert	刀垫 Shim	锁销 Lock pin	压板 Clamp	压板螺钉 Clamp Screw	扳手 Hex wrench
MDJNR1616H11	MDJNL1616H11	●	●	16	16	100	16	20	30	DN..1104..	MD1103	MSP513	HL1814	MS6025	L2
MDJNR2020K11	MDJNL2020K11	●	●	20	20	125	20	25	32						L3
MDJNR2525M11	MDJNL2525M11	●	●	25	25	150	25	32	32					MS6030	
MDJNR3225P11	MDJNL3225P11	●	●	32	25	170	32	32	32						
MDJNR2020K1504/06	MDJNL2020K1504/06	●	●	20	20	125	20	25	36	DN..1504.. DN..1506..	MD1504	04:MSP617 06:MSP619	HL2114	MS6025	L3
MDJNR2525M1504/06	MDJNL2525M1504/06	●	●	25	25	150	25	32	38					MS6030	
MDJNR3225P1504/06	MDJNL3225P1504/06	●	●	32	25	170	32	32	38						
MDJNR3232P1504/06	MDJNL3232P1504/06	●	●	32	32	170	32	40	38						
MDJNR4040R15	MDJNL4040R15	●	●	40	40	200	40	48	40	DN..1506..					

* 刀片需单独订购。Blades to be ordered separately.

●标准库存Standard inventory ○订单生产The order production

62° 30' MDPNN



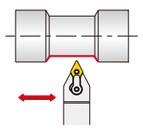

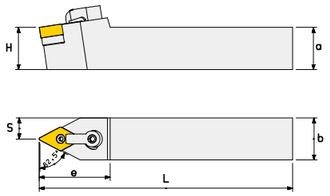

右手刀图例
Legend of right hand knife

型号 Model	库存 Stock	尺寸 Size (mm) a	b	L	h	s	e	刀片 Insert	刀垫 Shim	锁销 Lock pin	压板 Clamp	压板螺钉 Clamp Screw	扳手 Hex wrench
MDPNN1616H11	●	16	16	100	16	8	35	DN..1104..	MD1103	MSP513	HL1814	MS6025	L2
MDPNN2020K11	●	20	20	125	20	10	34						L3
MDPNN2525M11	●	25	25	150	25	12. 5	36					MS6030	
MDPNN3225P11	●	32	25	170	32	12. 5	35						
MDPNN2020K1504/06	●	20	20	125	20	10	42	DN..1504.. DN..1506..	MD1504	04:MSP617 06:MSP619	HL2114	MS6025	L3
MDPNN2525M1504/06	●	25	25	150	25	12. 5	42					MS6030	
MDPNN3225P1504/06	●	32	25	170	32	12. 5	42						
MDPNN3232P1504/06	●	32	32	170	32	16	42						

* 刀片需单独订购。Blades to be ordered separately.

●标准库存Standard inventory ○订单生产The order production

95° PDJNR/L

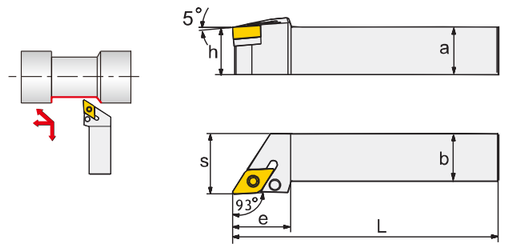

右手刀图例

Legend of right hand knife

型号 Model 右刀 Right hand	型号 Model 左刀 Left hand	库存 Stock R	库存 Stock L	尺寸 Size (mm) a	b	L	h	s	e	刀片 Insert	刀垫 Shim	锁销 Screw	压板 Lever	压板螺钉 Shim pin	扳手 Hex wrench
PDJNR1616H11	PDJNL1616H11	●	●	16	16	100	16	20	25						
PDJNR2020K11	PDJNL2020K11	●	●	20	20	125	20	25	25	DN..1104..	PD11270	VHX0613	LV3	SP3	S2.5
PDJNR2525M11	PDJNL2525M11	●	●	25	25	150	25	30	30						
PDJNR2020K15	PDJNL2020K15	●	●	20	20	125	20	25	32						
PDJNR2525M15	PDJNL2525M15	●	●	25	25	150	25	32	35	DN..1506..	PD15318	VHX0825	LV4B	SP4	S3
PDJNR3232P15	PDJNL3232P15	●	●	32	32	170	32	38	35						
PDJNR2020K15-3	PDJNL2020K15-3	●	●	20	20	125	20	25	35						
PDJNR2525M15-3	PDJNL2525M15-3	●	●	25	25	150	25	32	35	DN..1504..	PD15318	VHX0801	LV4	SP4	S3
PDJNR3232P15-3	PDJNL3232P15-3	●	●	32	32	170	32	38	35						

* 刀片需单独订购。Blades to be ordered separately.

●标准库存Standard inventory ○订单生产The order production

93° DDJNR/L

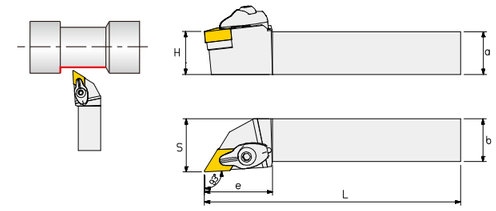

右手刀图例

Legend of right hand knife

型号 Model 右刀 Right hand	型号 Model 左刀 Left hand	库存 Stock R	库存 Stock L	尺寸 Size (mm) a	b	L	h	s	e	刀片 Insert	刀垫 Shim	锁销 Clamp Screw	压板 Clamp	压板螺钉 Screw	扳手 Wrench
DDJNR2020K11	DDJNL2020K11	●	●	20	20	125	20	25	28						
DDJNR2525M11	DDJNL2525M11	●	●	25	25	150	25	30	28	DN..1504..	MD1103	DM0520	DCL2211	DSP0510	S3
DDJNR2020K1504	DDJNL2020K1504	●	●	32	32	125	20	25	28						

* 刀片需单独订购。Blades to be ordered separately.

●标准库存Standard inventory ○订单生产The order production

63° PDNNR/L

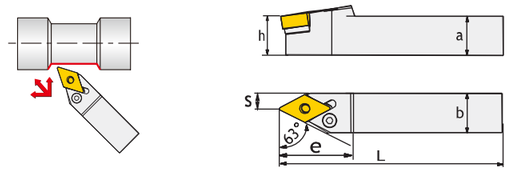

右手刀图例

Legend of right hand knife

型号 Model 右刀 Right hand	型号 Model 左刀 Left hand	库存 Stock R	库存 Stock L	尺寸 Size (mm) a	b	L	h	s	e	刀片 Insert	刀垫 Shim	锁销 Screw	压板 Lever	压板螺钉 Shim pin	扳手 Hex wrench
PDNNR2020K15	PDNNL2020K15	●	●	20	20	125	20	8	37						
PDNNR2525M15	PDNNL2525M15	●	●	25	25	150	25	12.5	37	DN..1506..	PD15318	VHX0825	LV4B	SP4	S3
PDNNR3225P15	PDNNL3225P15	●	●	32	25	170	32	12.5	37						
PDNNR3232P15	PDNNL3232P15	●	●	32	32	170	32	16	37						
PDNNR2020K15-3	PDNNL2020K15-3	●	●	20	20	125	30	8	37						
PDNNR2525M15-3	PDNNL2525M15-3	●	●	25	25	150	25	12.5	37	DN..1504..	PD15318	VHX0821	LV4	SP4	S3
PDNNR3232P15-3	PDNNL3232P15-3	●	●	32	32	170	32	16	37						

* 刀片需单独订购。Blades to be ordered separately.

●标准库存Standard inventory ○订单生产The order production

62.5° DDPNN



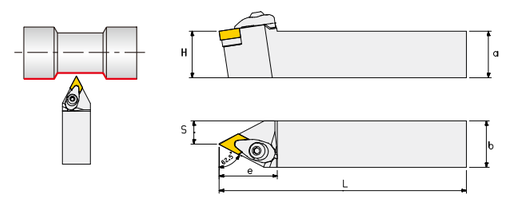

型号 Model	库存 Stock	尺寸 Size (mm) a	b	L	h	s	e	刀片 Insert	刀垫 Shim	锁销 Clamp Screw	压板 Clamp	压板螺钉 Screw	扳手 Wrench
DDPNN2020K11	●	20	20	125	20	10	32	DN..1104..	MD1103	DM0520	DCL2211	DSP0510	S3
DDPNN2525M11	●	25	25	150	25	12.5	36						
DDPNN2020K1504	●	20	20	125	20	10	36	DN..1504..	MD1504	DM0625	DCL2612	DSP0612	S4 S3
DDPNN2525M1504	●	25	25	150	25	12.5	36						
DDPNN3232P1504	●	32	32	170	32	16	36						
DDPNN2020K1506	●	20	20	125	20	10	36	DN..1506..					
DDPNN2525M1506	●	25	25	150	25	12.5	36						
DDPNN3232P1506	●	32	32	170	32	16	36						

* 刀片需单独订购。Blades to be ordered separately.

●标准库存Standard inventory ○订单生产The order production

107.5° DDQNR/L

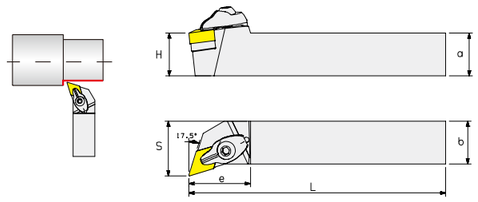

右手刀图例

Legend of right hand knife

型号 Model 右刀 Right hand	型号 Model 左刀 Left hand	库存 Stock R	库存 Stock L	尺寸 Size (mm) a	b	L	h	s	e	刀片 Insert	刀垫 Shim	锁销 Clamp Screw	压板 Clamp	压板螺钉 Screw	扳手 Wrench
DDQNR2020K11	DDQNL2020K11	●	●	20	20	125	20	25	28	DN..1104..	MD1103	DM0520	DCL2211	DSP0510	S4 43
DDQNR2525M11	DDQNL2525M11	●	●	25	25	150	25	31	28						
DDQNR2020K1504	DDQNL2020K1504	●	●	20	20	125	20	26	36	DN..1504..	MD1504	DM0625	DCL2612	DSP0612	S4 43
DDQNR2525M1504	DDQNL2525M1504	●	●	25	25	150	25	32	36						
DDQNR3232P1504	DDQNL3232P1504	●	●	32	32	170	32	38	36						
DDQNR2020K1506	DDQNL2020K1506	●	●	20	20	125	20	26	36	DN..1506..					
DDQNR2525M1506	DDQNL2525M1506	●	●	25	25	150	25	32	36						
DDQNR3232P1506	DDQNL3232P1506	●	●	32	32	170	32	38	36						

* 刀片需单独订购。Blades to be ordered separately.

●标准库存Standard inventory ○订单生产The order production

107° 30' MDQNR/L

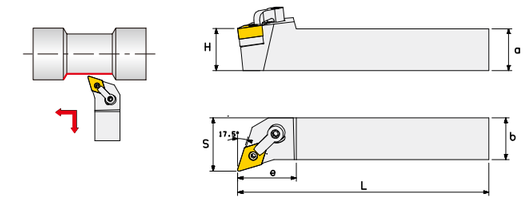

型号 Model 右刀 Right hand	型号 Model 左刀 Left hand	库存 Stock R	库存 Stock L	尺寸 Size (mm) a	b	L	h	s	e	刀片 Insert	刀垫 Shim	锁销 Lock pin	压板 Clamp	压板螺钉 Clamp Screw	扳手 Hex wrench
MDQNR1616H11	MDQNL1616H11	●	●	16	16	100	16	21	30	DN..1104..	MD1103	MSP513	HL1814	MS6025	L2 L3
MDQNR2020K11	MDQNL2020K11	●	●	20	20	125	20	25	32						
MDQNR2525M11	MDQNL2525M11	●	●	25	25	150	25	30	30					MS6030	
MDQNR3225P11	MDQNL3225P11	●	●	32	25	170	32	30	30						
MDQNR2020K1504/06	MDQNL2020K1504/06	●	●	20	20	125	20	27	36	DN..1504.. DN..1506..	MD1504	04:MSP617 06:MSP619	HL2114	MS6025	L3
MDQNR2525M1504/06	MDQNL2525M1504/06	●	●	25	25	150	25	32	35					MS6030	
MDQNR3225P1504/06	MDQNL3225P1504/06	●	●	32	25	170	32	32	35						
MDQNR3232P1504/06	MDQNL3232P1504/06	●	●	32	32	170	32	40	35						

* 刀片需单独订购。Blades to be ordered separately.

●标准库存Standard inventory ○订单生产The order production

107.5° MDQNR/L

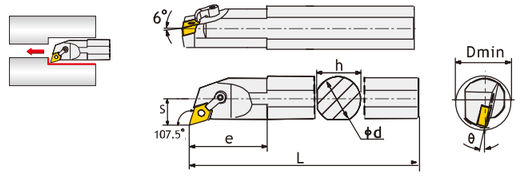

右手刀图例
Legend of right hand knife

型号 Model 右刀 Right hand	型号 Model 左刀 Left hand	库存 Stock R	库存 Stock L	尺寸 Size (mm) Dmin	Φd	h	L	s	e	刀片 Insert	刀垫 Shim	销钉 Lock pin	压板 Clamp	双头螺栓 Clamp Screw	扳手 Hex wrench
S20Q-MDQNR-1504	S20Q-MDQNL-1504	●	●	26	20	18	180	13	40	DN..1504..	×	MSP613	HL2114	MS6020	S2.5
S25R-MDQNR-1504	S25R-MDQNL-1504	●	●	32	25	23	200	17	45						S3.0
S32S-MDQNR-1504	S32S-MDQNL-1504	●	●	40	32	30	250	20	55		MD1504	MSP619	HL2114	MS6025	S3
S40T-MDQNR-1504	S40T-MDQNL-1504	●	●	50	40	38	300	24	55						
S32S-MDQNR-1506	S32S-MDQNL-1506	●	●	40	32	30	250	20	55	DN..1506..					
S40T-MDQNR-1506	S40T-MDQNL-1506	●	●	50	40	38	300	24	55						

* 刀片需单独订购。Blades to be ordered separately.

●标准库存Standard inventory ○订单生产The order production

93° MDZNR/L

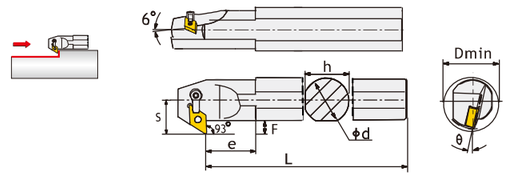

右手刀图例
Legend of right hand knife

型号 Model 右刀 Right hand	型号 Model 左刀 Left hand	库存 Stock R	库存 Stock L	尺寸 Size (mm) Dmin	Φd	h	L	s	e	F	刀片 Insert	刀垫 Shim	销钉 Lock pin	压板 Clamp	双头螺栓 Clamp Screw	扳手 Hex wrench
S25R-MDZNR-1504	S25R-MDZNL-1504	●	●	36	25	23	200	22	35	11	DN..1504..	×	MSP613	HL1814	MS6025	S2.5/S3
S32S-MDZNR-1504	S32S-MDZNL-1504	●	●	43	32	30	250	26	40	12		MD1504	MSP617			S3
S40T-MDZNR-1504	S40T-MDZNL-1504	●	●	50	40	37	300	29	50	11.5						
S32S-MDZNR-1506	S32S-MDZNL-1506	●	●	43	32	30	250	26	40	12	DN..1506..		MSP619			
S40T-MDZNR-1506	S40T-MDZNL-1506	●	●	50	40	37	300	29	50	11.5						

* 刀片需单独订购。Blades to be ordered separately.

●标准库存Standard inventory ○订单生产The order production

93° MDUNR/L

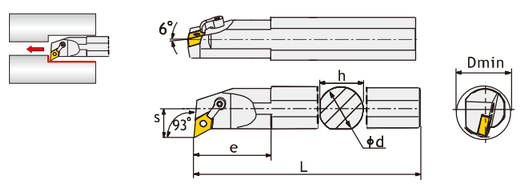

右手刀图例
Legend of right hand knife

型号 Model 右刀 Right hand	型号 Model 左刀 Left hand	库存 Stock R	库存 Stock L	尺寸 Size (mm) Dmin	Φd	h	L	s	e	刀片 Insert	刀垫 Shim	销钉 Lock pin	压板 Clamp	双头螺栓 Clamp Screw	扳手 Hex wrench
S20Q-MDUNR-1504	S20Q-MDUNL-1504	●	●	28	20	18	180	17	40	DN..1504..	×	MSP613	MCL1810	WS061020	S2.5
S25R-MDUNR-1504	S25R-MDUNL-1504	●	●	32	25	24	200	19	40				MCL1814		S3
S32S-MDUNR-1504	S32S-MDUNL-1504	●	●	40	32	30	250	22	45		MD1504	MSP617	MCL2114	WS161025	S3
S40T-MDUNR-1504	S40T-MDUNL-1504	●	●	50	40	37	300	26	55						
S32S-MDUNR-1506	S32S-MDUNL-1506	●	●	40	32	30	250	22	45	DN..1506..		MSP619			
S40T-MDUNR-1506	S40T-MDUNL-1506	●	●	50	40	37	300	26	55						

* 刀片需单独订购。Blades to be ordered separately.

●标准库存Standard inventory ○订单生产The order production

93° PDUNR/L

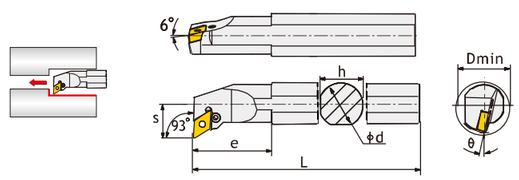

右手刀图例
Legend of right hand knife

型号 Model 右刀 Right hand	型号 Model 左刀 Left hand	库存 Stock R	库存 Stock L	尺寸 Size (mm) Dmin	Φd	h	L	s	θ°	e	刀片 Insert	刀垫 Shim	螺钉 Screw	杠杆 Lever	档坠 Shim pin	扳手 Hex wrench
S20Q-PDUNR-11	S20Q-PDUNL-11	●	●	25	20	18	180	13	−16°	30	CN..1104..	–	VHX0512	LV3D	–	S2
S25R-PDUNR-11	S25R-PDUNL-11	●	●	32	25	23	200	17	-13°	35						
S32S-PDUNR-11	S32S-PDUNL-11	●	●	40	32	30	250	22	-16°	40		PD11270	VHX0617	LV3	SP3	S2.5
S32S-PDUNR-15	S32S-PDUNL-15	●	●	40	32	30	250	22	-16°	50	DN..1506..	PD15318	VHX0821	LV4B	SP4	S3
S40T-PDUNR-15	S40T-PDUNL-15	●	●	50	40	37	300	27	-11°	50						
S32S-PDUNR15-3	S32S-PDUNL15-3	●	●	40	32	30	250	22	-16°	50	DN..1504..	PD12318	VHX0821	LV4	SP4	S3
S40T-PDUNR15-3	S40T-PDUNL15-3	●	●	50	40	37	300	27	-11°	50						

* 刀片需单独订购。Blades to be ordered separately.

●标准库存Standard inventory ○订单生产The order production

车削刀片(负型)
Turning Inserts (Negative)

SN..

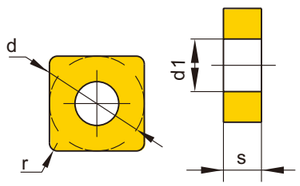

型号 Model	尺寸 Size (mm) d	s	d1
SN..1204 ..	12.7	4.76	5.16
SN..1506 ..	15.88	6.35	6.35
SN..1906 ..	19.05	6.35	7.94
SN..2509 ..	25.4	9.53	9.12

刀片外形 Insert shape	型号 Model	r	进给fn mm/rev	切深ap mm	KC3110	KC3125	KC1115	KC1125	KC1135	KP1110	KP2120	KP2130	KP6105	KP6110	KT20	KCT20	KW20	KCW20
粗加工 Roughing 	SNMA120404	0.4	0.15-0.70	1.0-6.0	●													
	SNMA120408	0.8	0.15-0.70	1.0-6.0	●													
	SNMA120412	1.2	0.20-0.80	1.5-6.0	●													
半精加工 Semi-Finishing 	SNMG120404KM	0.4	0.17-0.55	1.2-5.0	●													
	SNMG120408KM	0.8	0.20-0.55	1.5-5.0	●													
	SNMG120412KM	1.2	0.25-0.60	2.0-5.0	●													
粗加工 Roughing 	SNMG120408KR	0.8	0.20-0.60	0.80-5.2		●			●									
	SNMG120412KR	1.2	0.30-0.90	1.20-5.2		●			●									
	SNMG120416KR	1.6	0.40-1.20	1.60-5.2		●			●									
	SNMG150608KR	0.8	0.20-0.60	1.20-7.9		●			●									
	SNMG150612KR	1.2	0.30-0.90	1.80-7.9		●			●									
	SNMG150616KR	1.6	0.40-1.20	2.40-7.9		●			●									
	SNMG190612KR	1.2	0.30-0.90	1.80-9.5		●			●									
	SNMG190616KR	1.6	0.10-1.20	2.40-9.5		●			●									
半精加工 Semi-Finishing 	SNMG120404-TM	0.4	0.12-0.40	1.0-5.0											●			
	SNMG120408-TM	0.8	0.17-0.55	1.2-5.0											●			
半精加工 Semi-Finishing 	SNMG120404PM	0.4	0.15-0.50	1.2-5.0			●	●										
	SNMG120408PM	0.8	0.15-0.50	1.2-5.0			●	●										
半精加工 Semi-Finishing 	SNMG120404MM	0.4	0.10-0.50	0.5-5.0							●	●						
	SNMG120408MM	0.8	0.12-0.50	0.5-5.0							●	●						
半精加工 Semi-Finishing 	SNMG120404MH	0.4	0.07-0.20	0.34-3.8						●	●							
	SNMG120408MH	0.8	0.14-0.40	0.68-3.8						●	●							
半精加工 Semi-Finishing 	SNGG120404R-C	0.4	0.15-0.30	1.0-4.0											●			
	SNGG120404L-C	0.4	0.15-0.35	1.0-4.0											●			
	SNGG120408R-C	0.8	0.15-0.35	1.0-4.0											●			
	SNGG120408L-C	0.8	0.15-0.35	1.0-4.0											●			
钢 Steel							★	★	★	☆	☆	☆			★			
不锈钢 Stainless Steel											★	★						
铸铁 Cast Iron					★	★												
有色金属 Nonferrous Metal															★			
耐热合金 Heat Resistant Alloy											☆	☆						
淬硬钢 Hardened Steel										★								

★ 首选Preferred ☆ 可选optional ●标准库存standard stock ○订单生产order production

75° MSBNR/L

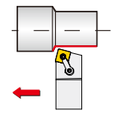

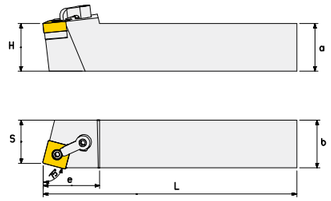

右手刀图例
Legend of right hand knife

型号 Model 右刀 Right hand	左刀 Left hand	库存 Stock R	L	尺寸 Size (mm) a	b	L	h	s	e	刀片 Insert	刀垫 Shim	锁销 Lock pin	压板 Clamp	压板螺钉 Clamp Screw	扳手 Hex wrench
MSBNR2020K12	MSBNL2020K12	●	●	20	20	125	20	17	34	SN..1204..	MS1204	MSP617	HL1814	MS6025	S3
MSBNR2525M12	MSBNL2525M12	●	●	25	25	150	25	22	32					MS6030	
MSBNR3225P12	MSBNL3225P12	●	●	32	25	170	32	22	32						
MSBNR2525M15	MSBNL2525M15	●	●	25	25	150	25	22	38	SN..1506..	MS1504	MSP821	HL2114	MS6030	S3
MSBNR3232P15	MSBNL3232P15	●	●	32	32	170	32	29	38						
MSBNR3232P19	MSBNL3232P19	●	●	32	32	170	32	27	45	SN..1906..	MS1904	MSP1021	HL2117	MS8030	S4
MSBNR4040R19	MSBNL4040R19	●	●	40	40	200	40	35	45						
MSBNR4040S25	MSBNL4040S25	●	●	40	40	250	40	34	60	SN..2509..	MS2508	MSP1229	HL3220	MS1135	S4/S5

* 刀片需单独订购。Blades to be ordered separately.

●标准库存Standard inventory ○订单生产The order production

75° MSRNR/L

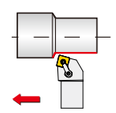

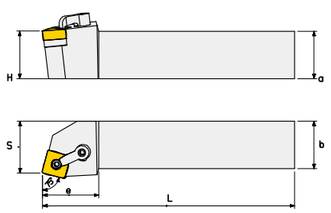

型号 Model 右刀 Right hand	左刀 Left hand	库存 Stock R	L	尺寸 Size (mm) a	b	L	h	s	e	刀片 Insert	刀垫 Shim	锁销 Lock pin	压板 Clamp	压板螺钉 Clamp Screw	扳手 Hex wrench
MSRNR2020K12	MSRNL2020K12	●	●	20	20	125	20	22	32	SN..1204..	MS1204	MSP617	HL1814	MS6025	S3
MSRNR2525M12	MSRNL2525M12	●	●	25	25	150	25	27	32					MS6030	
MSRNR3225P12	MSRNL3225P12	●	●	32	25	170	32	27	32						
MSRNR2525M15	MSRNL2525M15	●	●	25	25	150	25	27	38	SN..1506..	MS1504	MSP821	HL2114	MS6030	S3
MSRNR3232P15	MSRNL3232P15	●	●	32	32	170	32	35	38						
MSRNR3232P19	MSRNL3232P19	●	●	32	32	170	32	35	43	SN..1906..	MS1904	MSP1021	HL2117	MS8030	S4
MSRNR4040R19	MSRNL4040R19	●	●	40	40	200	40	43	43						
MSRNR4040S25	MSRNL4040S25	●	●	40	40	250	40	43	55	SN..2509..	MS2508	MSP1229	HL3220	MS1135	S4/S5

* 刀片需单独订购。Blades to be ordered separately.

●标准库存Standard inventory ○订单生产The order production

75° MSKNR/L

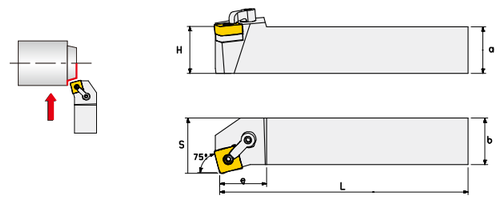

右手刀图例
Legend of right hand knife

型号 Model 右刀 Right hand	型号 Model 左刀 Left hand	库存 Stock R	库存 Stock L	尺寸 Size (mm) a	b	L	h	s	e	刀片 Insert	刀垫 Shim	锁销 Lock pin	压板 Clamp	压板螺钉 Clamp Screw	扳手 Hex wrench
MSKNR2020K12	MSKNL2020K12	●	●	20	20	125	20	25	28	SN..1204..	MS1204	MSP617	HL1814	MS6025	S3
MSKNR2525M12	MSKNL2525M12	●	●	25	25	150	25	32	27					MS6030	
MSKNR3225P12	MSKNL3225P12	●	●	32	25	170	32	32	27						
MSKNR2525M15	MSKNL2525M15	●	●	25	25	150	25	32	32	SN..1506..	MS1504	MSP821	HL2214	MS6030	S3
MSKNR3232P15	MSKNL3232P15	●	●	32	32	170	32	38	32						
MSKNR3232P19	MSKNL3232P19	●	●	32	32	170	32	38	36	SN..1906..	MS1904	MSP1021	HL2217	MS8030	S4
MSKNR4040R19	MSKNL4040R19	●	●	40	40	200	40	50	40						
MSKNR4040S25	MSKNL4040S25	●	●	40	40	250	40	50	45	SN..2509..	MS2508	MSP1229	HL3220	MS1135	S4/S5

* 刀片需单独订购。Blades to be ordered separately.

●标准库存Standard inventory ○订单生产The order production

45° MSSNR/L

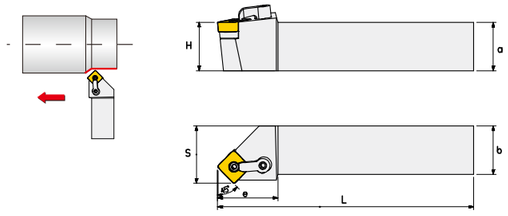

右手刀图例
Legend of right hand knife

型号 Model 右刀 Right hand	型号 Model 左刀 Left hand	库存 Stock R	库存 Stock L	尺寸 Size (mm) a	b	L	h	s	e	刀片 Insert	刀垫 Shim	锁销 Lock pin	压板 Clamp	压板螺钉 Clamp Screw	扳手 Hex wrench
MSSNR2020K12	MSSNL2020K12	●	●	20	20	125	20	25	36	SN..1204..	MS1204	MSP617	HL1814	MS6025	S3
MSSNR2525M12	MSSNL2525M12	●	●	25	25	150	25	30	36					MS6030	
MSSNR3225P12	MSSNL3225P12	●	●	32	25	170	32	30	33						
MSSNR3232P12	MSSNL3232P12	●	●	32	32	170	32	38	35						
MSSNR2525M15	MSSNL2525M15	●	●	25	25	150	25	30	40	SN..1506..	MS1504	MSP821	HL2214	MS6030	S3
MSSNR3232P15	MSSNL3232P15	●	●	32	32	170	32	38	40						
MSSNR3232P19	MSSNL3232P19	●	●	32	32	170	32	38	45	SN..1906..	MS1904	MSP1021	HL2217	MS8030	S4
MSSNR4040R19	MSSNL4040R19	●	●	40	40	200	40	46	45						
MSSNR4040S25	MSSNL4040S25	●	●	40	40	250	40	50	60	SN..2509..	MS2508	MSP1229	HL3220	MS1135	S4/S5

* 刀片需单独订购。Blades to be ordered separately.

●标准库存Standard inventory ○订单生产The order production

45° MSDNN



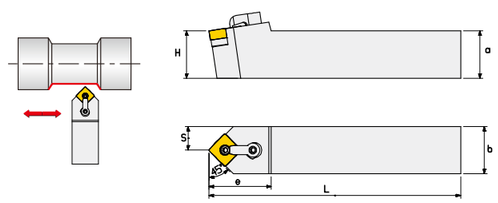

型号 Model	库存 Stock	尺寸 Size (mm) a	b	L	h	s	e	刀片 Insert	刀垫 Shim	锁销 Lock pin	压板 Clamp	压板螺钉 Clamp Screw	扳手 Hex wrench
MSDNN2020K12	●	20	20	125	20	10	34	SN..1204..	MS1204	MSP617	HL1814	MS6025	S3
MSDNN2525M12	●	25	25	150	25	12.5	34					MS6030	
MSDNN3225P12	●	32	25	170	32	12.5	34						
MSDNN2525M15	●	25	25	150	25	12.5	42	SN..1506..	MS1504	MSP821	HL2214	MS6030	S3
MSDNN3232P15	●	32	32	170	32	16	42						
MSDNN3232P19	●	32	32	170	32	16	45	SN..1906..	MS1904	MSP1021	HL2217	MS8030	S4
MSDNN4040R19	●	40	40	200	40	20	50						
MSDNN4040S25	●	40	40	250	40	20	60	SN..2509..	MS2508	MSP1229	HL3220	MS1135	S4/S5

* 刀片需单独订购。Blades to be ordered separately.

●标准库存Standard inventory ○订单生产The order production

75° PSBNR/L



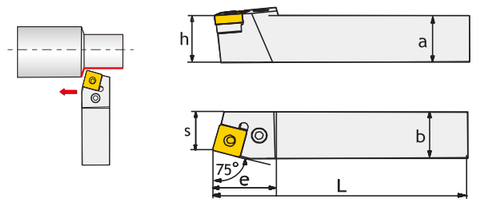

右手刀图例

Legend of right hand knife

型号 Model 右刀 Right hand	型号 Model 左刀 Left hand	库存 Stock R	库存 Stock L	尺寸 Size (mm) a	b	L	h	s	e	刀片 Insert	刀垫 Shim	锁销 Screw	压板 Lever	压板螺钉 Shim pin	扳手 Hex wrench
PSBNR1616H09	PSBNL1616H09	●	●	16	16	100	16	13	21	SN..0903..	PS09318	VHX0613	LV3	SP3	S2.5
PSBNR2020K09	PSBNL2020K09	●	●	20	20	125	20	17	23						
PSBNR2020K12	PSBNL2020K12	●	●	20	20	125	20	17	28	SN..1204..	PS12318	VHX0821	LV4	SP4	S3
PSBNR2525M12	PSBNL2525M12	●	●	25	25	150	25	22	28						
PSBNR3225P12	PSBNL3225P12	●	●	32	32	170	32	22	28						
PSBNR3232P12	PSBNL3232P12	●	●	32	32	170	32	29	28						
PSBNR2525M15	PSBNL2525M15	●	●	25	25	150	25	22	32	SN..1506..	PS15476	VHX0825	LV5	SP5	S3
PSBNR3232O15	PSBNL3232O15	●	●	32	32	170	32	28	32						
PSBNR3232P19	PSBNL3232P19	●	●	32	32	170	32	36	45	SN..1906..	PS19476	VHX1027	LV6	SP6	S4
PSBNR4040S19	PSBNL4040S19	●	●	40	40	250	40	35	45						
PSBNR4040S2507	PSBNL4040S2507	●	●	40	40	250	40	35	50	SN..2507..	PS25634	VHX1236	LV8	SP8	S5
PSBNR4040S2509	PSBNL4040S2509	●	●	40	40	250	40	35	50	SN..2509..	PS25476				

* 刀片需单独订购。 Blades to be ordered separately.

●标准库存Standard inventory ○订单生产The order production

75° PSKNR/L



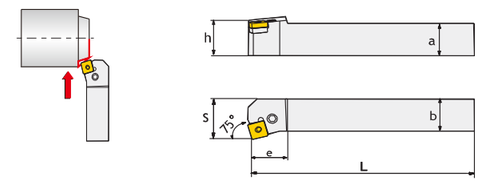

右手刀图例

Legend of right hand knife

型号 Model 右刀 Right hand	型号 Model 左刀 Left hand	库存 Stock R	库存 Stock L	尺寸 Size (mm) a	b	L	h	s	e	刀片 Insert	刀垫 Shim	锁销 Screw	压板 Lever	压板螺钉 Shim pin	扳手 Hex wrench
PSKNR1616H09	PSKNL1616H09	●	●	16	16	100	16	20	17	SN..0903..	PS09318	VHX0613	LV3	SP3	S2.5
PSKNR2020K09	PSKNL2020K09	●	●	20	20	125	20	25	20						
PSKNR2020K12	PSKNL2020K12	●	●	20	20	125	20	25	26	SN..1204..	PS12318	VHX2821	LV4	SP4	S3
PSKNR2525M12	PSKNL2525M12	●	●	25	25	150	25	30	26						
PSKNR3232P12	PSKNL3232P12	●	●	32	32	170	32	38	26						
PSKNR2525M15	PSKNL2525M15	●	●	25	25	150	25	32	32	SN..1506..	PS15476	VHX0825	LV5	SP5	S3
PSKNR3232P15	PSKNL3232P15	●	●	32	32	170	32	38	32						
PSKNR3232P19	PSKNL3232P19	●	●	32	32	170	32	38	36	SN..1906..	PS19476	VHX1027	LV6	SP6	S4
PSKNR4040S19	PSKNL4040S19	●	●	40	40	250	40	48	32						
PSKNR4040S2507	PSKNL4040S2507	●	●	40	40	250	40	50	40	SN..2507..	PS25634	VHX1236	LV8	SP8	S5
PSKNR4040S2509	PSKNL4040S2509	●	●	40	40	250	40	50	40	SN..2509..	PS25476				

* 刀片需单独订购。 Blades to be ordered separately.

●标准库存Standard inventory ○订单生产The order production

45° PSDNN



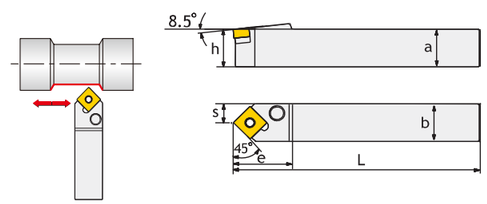

型号 Model	库存 Stock	尺寸 Size (mm) a	b	L	h	s	e	刀片 Insert	刀垫 Shim	锁销 Screw	压板 Lever	压板螺钉 Shim pin	扳手 Hex wrench
PSDNN2020K12	●	20	20	125	20	10	30						
PSDNN2525M12	●	25	25	150	25	12.5	32	SN..1204..	PS12318	VHX0821	LV4	SP4	S3
PSDNN3232P12	●	32	32	170	32	16	30						
PSDNN2525M15	●	25	25	150	25	12.5	40	SN..1506..	PS15476	VHX0825	LV5	SP5	S3
PSDNN3232P15	●	32	32	170	32	16	40						
PSDNN3232P19	●	32	32	170	32	16	40	SN..1906..	PS19476	VHX1027	LV6	SP6	S4
PSDNN4040S19	●	40	40	250	40	20	40						
PSDNN4040S2507	●	40	40	250	40	20	50	SN..2507..	PS25634	VHX1236	LV8	SP8	S5
PSDNN4040S2509	●	40	40	250	40	20	50	SN..2509..	PS25476				

* 刀片需单独订购。 Blades to be ordered separately.

●标准库存Standard inventory ○订单生产The order production

45° PSSNR/L

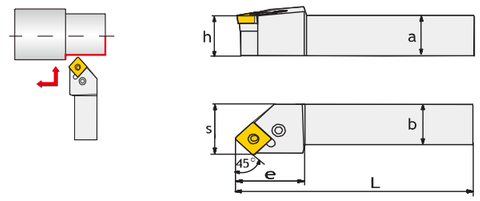

右手刀图例

型号 Model 右刀 Right hand	型号 Model 左刀 Left hand	库存 Stock R	库存 Stock L	尺寸 Size (mm) a	b	L	h	s	e	刀片 Insert	刀垫 Shim	锁销 Screw	压板 Lever	压板螺钉 Shim pin	扳手 Hex wrench
PSSNR1616H09	PSSNL1616H09	●	●	16	16	100	16	18	25	SN..0903..	PS09318	VHX0613	LV3	SP3	S2.5
PSSNR2020K12	PSSNL2020K12	●	●	20	20	125	20	20	28						
PSSNR2525M12	PSSNL2525M12	●	●	25	25	150	25	25	32	SN..1204..	PS12318	VHX0821	LV4	SP4	S3
PSSNR3232P12	PSSNL3232P12	●	●	32	32	170	32	32	32						
PSSNR2525M15	PSSNL2525M15	●	●	25	25	150	25	25	35	SN..1506..	PS15476	VHX0825	LV5	SP5	S3
PSSNR3232P15	PSSNL3232P15	●	●	32	32	170	32	32	35						
PSSNR3232P19	PSSNL3232P19	●	●	32	32	170	32	32	40	SN..1906..	PS19476	VHX1027	LV6	SP6	S4
PSSNR4040S19	PSSNL4040S19	●	●	40	40	250	40	40	50						
PSSNR4040S2507	PSSNL4040S2507	●	●	40	40	250	40	40	50	SN..2507..	PS25634	VHX1236	LV8	SP8	S5
PSSNR4040S2509	PSSNL4040S2509	●	●	40	40	250	40	40	50	SN..2509..	PS25476				

* 刀片需单独订购。 Blades to be ordered separately.

●标准库存Standard inventory ○订单生产The order production

75° DSBNR/L

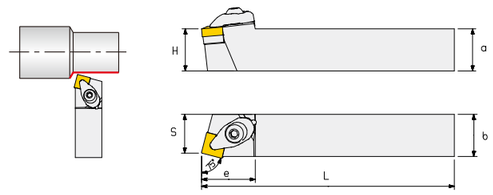

型号 Model	库存 Stock	尺寸 Size (mm) a	b	L	h	s	e	刀片 Insert	刀垫 Shim	锁销 Clamp Screw	压板 Clamp	压板螺钉 Screw	扳手 Wrench
DSBNR2020K12	●	20	20	125	20	18	34	SN..1204..	MS1204	DM0625	DCL2612	DSP0612	S3 S4
DSBNR2525M12	●	25	25	150	25	23	32						
DSBNR3232P12	●	32	32	170	32	30	33						

* 刀片需单独订购。Blades to be ordered separately.

●标准库存Standard inventory ○订单生产The order production

75° DSKNR/L

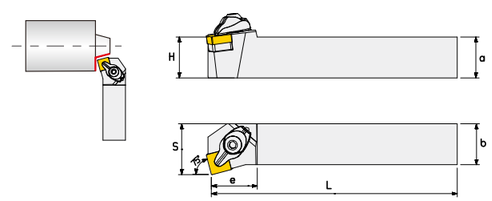

右手刀图例

Legend of right hand knife

型号 Model 右刀 Right hand	左刀 Left hand	库存 Stock R	L	尺寸 Size (mm) a	b	L	h	s	e	刀片 Insert	刀垫 Shim	压板螺钉 Clamp Screw	压板 Clamp	弹簧 Screw	扳手 Wrench
DSKNR2020K12	DSKNL2020K12	●	●	20	20	125	20	26	28	SN..1204..	MS1204	DM0625	DCL2612	DSP0612	S3 S4
DSKNR2525M12	DSKNL2525M12	●	●	25	25	150	25	36	28						
DSKNR3232P12	DSKNL3232P12	●	●	32	32	125	20	38	32						

* 刀片需单独订购。Blades to be ordered separately.

●标准库存Standard inventory ○订单生产The order production

45° DSDNN



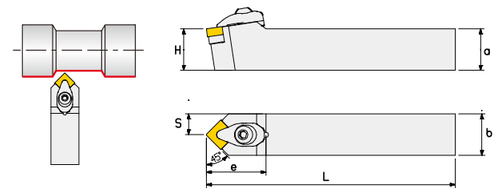

型号 Model	库存 Stock	尺寸 Size (mm) a	b	L	h	s	e	刀片 Insert	刀垫 Shim	压板螺钉 Clamp Screw	压板 Clamp	弹簧 Screw	扳手 Wrench
DSDNN2020K12	●	20	20	125	20	10	36	SN..1204..	MS1204	DM0625	DCL2612	DSP0612	S3 S4
DSDNN2525M12	●	25	25	150	25	12.5	36						
DSDNN3232P12	●	32	32	170	32	12.5	36						

* 刀片需单独订购。Blades to be ordered separately.

●标准库存Standard inventory ○订单生产The order production

45° DSSNR/L

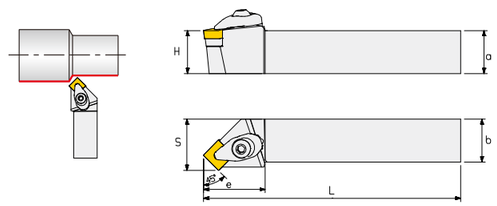

右手刀图例

Legend of right hand knife

型号 Model 右刀 Right hand	左刀 Left hand	库存 Stock R	L	尺寸 Size (mm) a	b	L	h	s	e	刀片 Insert	刀垫 Shim	压板螺钉 Clamp Screw	压板 Clamp	弹簧 Screw	扳手 Wrench
DSSNR2020K12	DSSNL2020K12	●	●	20	20	125	20	25	36	CN..1204..	MS1204	DM0625	DCL2612	DSP0612	S3 S4
DSSNR2525M12	DSSNL2525M12	●	●	25	25	150	25	30	35						
DSSNR3232P12	DSSNL3232P12	●	●	32	32	170	32	38	35						

* 刀片需单独订购。Blades to be ordered separately.

●标准库存Standard inventory ○订单生产The order production

75° MSKNR/L

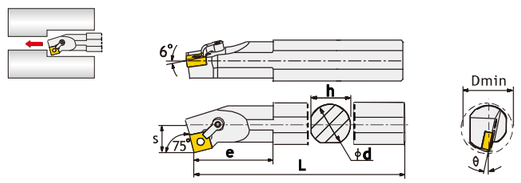

右手刀图例
Legend of right hand knife

型号 Model 右刀 Right hand	型号 Model 左刀 Left hand	库存 Stock R	库存 Stock L	尺寸 Size (mm) Dmin	Φd	h	L	s	θ°	e	刀片 Insert	刀垫 Shim	销钉 Lock pin	压板 Clamp	双头螺栓 Clamp Screw	扳手 Hex wrench
S20Q-MSKNR-12	S20Q-MSKNL-12	●	●	26	20	18	180	13	15°	31	SN..1204..	×	MSP613	HL1810	MS6020	S2.5 S3
S25R-MSKNR-12	S25R-MSKNL-12	●	●	32	25	23	200	17	12°	35				HL1814	MS6025	
S32S-MSKNR-12	S32S-MSKNL-12	●	●	40	32	30	250	22	17°	40		MD1204	MSP617			
S40T-MSKNR-12	S40T-MSKNL-12	●	●	50	40	37	300	27	15°	50						

* 刀片需单独订购。Blades to be ordered separately.

●标准库存Standard inventory ○订单生产The order production

75° PSKNR/L

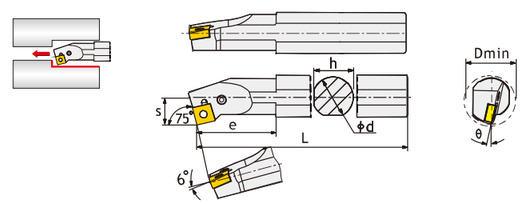

右手刀图例
Legend of right hand knife

型号 Model 右刀 Right hand	型号 Model 左刀 Left hand	库存 Stock R	库存 Stock L	尺寸 Size (mm) Dmin	Φd	h	L	s	θ°	e	刀片 Insert	刀垫 Shim	螺钉 Screw	杠杆 Lever	档坠 Shim pin	扳手 Hex wrench
S25R-PSKNR-12	S25R-PSKNL-12	●	●	32	25	23	200	17	-12°	42	SN..1204..	–	VHX0831	LV4B	–	S2. 5
S32S-PSKNR-12	S32S-PSKNL-12	●	●	44	32	30	250	22	-10°	45		PS12318	VHX0821	LV4	SP4	S3
S40T-PSKNR-12	S40T-PSKNL-12	●	●	54	40	37	300	27	-10°	50						

* 刀片需单独订购。Blades to be ordered separately.

●标准库存Standard inventory ○订单生产The order production

车削刀片(负型)
Turning Inserts (Negative)

KN..

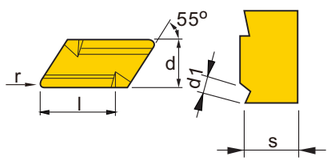

型号 Model	尺寸 Size (mm) l	d	s	d1	r
KN..160405..	19.2	9.525	4.76	2.2	0.5

刀片外形 Insert shape	型号 Model	r	进给fn mm/rev	切深ap mm	KC3110	KC3125	KC1115	KC1125	KC1135	KP1110	KP2120	KP2130	KP6105	KP6110	KT20	KCT20	KW20	KCW20
					刀片材质及适用加工材料 Insert grades and application													
 半精加工 Semi-Finishing	KNUX160405R-11	0.5	0.20-0.35	1.0-6.0				●			●							
	KNUX160405L-11	0.5	0.20-0.35	1.0-6.0				●			●							
钢 Steel								★			★							
不锈钢 Stainless Steel								★			★							
铸铁 Cast Iron																		
有色金属 Nonferrous Metal																		
耐热合金 Heat Resistant Alloy																		
淬硬钢 Hardened Steel																		

★ 首选Preferred ☆ 可选optional

●标准库存standard stock ○订单生产order production

DKJNR/L

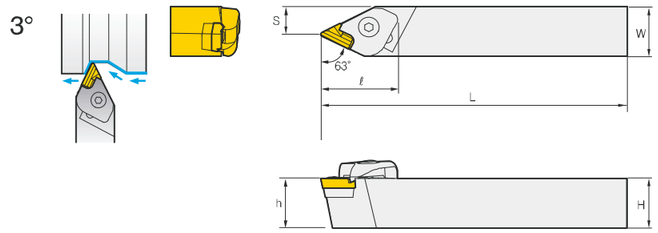

右手刀图例
Legend of right hand knife

型号 Model	库存 Stock R	库存 Stock L	尺寸 Size (mm) a	b	L	h	s	e	刀片 Insert	刀垫 Shim	压板螺钉 Clamp Screw	压板 Clamp	弹簧 Spring	扳手 Wrench	刀垫螺钉 Shim Screw	销+弹簧 Pin+Spring
DKJNR2020-K16	O	O	20	20	125	25	20	32	KN..1604..R	SK33C	CHX0625	CTH6R1	SR3	HW20L HW40L	SHX0310	PN0515 SR4
DKJNR2525-M16	O	O	25	25	150	32	25	32								
DKJNR3225-M16	O	O	32	25	150	32	32	32								
DKJNR3225-P16	O	O	32	25	170	32	32	32								
DKJNR3232-P16	O	O	32	32	170	40	32	32								
DKJNR4040-R16	O	O	40	40	200	50	40	32								
DKJNR2020-K16	O	O	20	20	125	25	20	32	KN..1604..L	SK33CL	CHX0625	CTH6L1	SR3	HW20L HW40L	SHX0310	PN0515 SR4
DKJNR2525-M16	O	O	25	25	150	32	25	32								
DKJNR3232-P16	O	O	32	32	170	40	32	32								
DKJNR4040-R16	O	O	40	40	200	50	40	32								

* 刀片需单独订购。 Blades to be ordered separately.

●标准库存Standard inventory ○订单生产The order production

车削刀片(负型)
Turning Inserts (Negative)

TN..

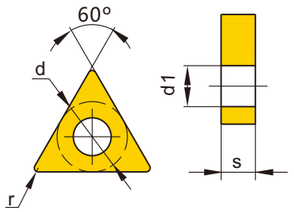

型号 Model	尺寸 Size (mm) d	s	d1
TN..1604..	9.525	4.76	3.81
TN..2204..	12.7	4.76	5.16

刀片外形 Insert shape	型号 Model	r	进给fn mm/rev	切深ap mm	KC3110	KC3125	KC1115	KC1125	KC1135	KP1110	KP2120	KP2130	KP6105	KP6110	KT20	KCT20	KW20	KCW20
粗加工 Roughing 	TNMA160404	0.4	0.25-0.70	3.0-7.0	●													
	TNMA160408	0.8	0.25-0.70	3.0-7.0	●													
	TNMA160412	1.2	0.25-0.70	3.0-7.0	●													
半精加工 Semi-Finishing 	TNMG160404KM	0.4	0.17-0.50	1.2-3.5	●													
	TNMG160408KM	0.8	0.20-0.50	1.5-3.5	●													
	TNMG160412KM	1.2	0.20-0.50	1.5-3.5	●													
粗加工 Roughing 	TNMG160404KR	0.4	0.17-0.50	1.2-3.5		●			●									
	TNMG160408KR	0.8	0.20-0.50	1.5-3.5		●			●									
	TNMG160412KR	1.2	0.20-0.50	1.5-3.5		●												
半精加工 Semi-Finishing 	TNMG160404PM	0.4	0.05-0.30	0.5-2.0				●										
	TNMG160408PM	0.8	0.07-0.30	0.5-2.0				●										
半精加工 Semi-Finishing 	TNMG160404MM	0.4	0.05-0.30	0.8-5.0							●	●						
	TNMG160408MM	0.8	0.10-0.50	1.0-5.0							●	●						
半精加工 Semi-Finishing 	TNMG160404MH	0.4	0.07-0.20	0.34-3.7						●	●							
	TNMG160408MH	0.8	0.14-0.40	0.68-3.7						●	●							
半精加工 / 精加工 Semi-fnishing/Finishing 	TNGG160401SA	0.1	0.05-0.15	0.40-4.1														
	TNGG160402SA	0.2	0.15-0.44	0.80-4.1														
半精加工 Semi-Finishing 	TNMG160404SM	0.4	0.05-0.15	0.40-4.1									●	●				
	TNMG160408SM	0.8	0.15-0.44	0.80-4.1									●	●				
半精加工 Semi-Finishing 	TNMG160404MT	0.4	0.10-0.50	0.5-5.0											●			
	TNMG160408MT	0.8	0.12-0.50	0.5-5.0											●			
半精加工 / 精加工 Semi-fnishing/Finishing 	TNMG160402AH	0.2	0.04-0.28	0.5-3.0													●	
	TNMG160404AH	0.4	0.05-0.30	0.8-3.5													●	
	TNMG160408AH	0.8	0.10-0.40	0.8-3.5													●	
半精加工 Semi-Finishing 	TNMG160404R-C	0.4	0.12-0.30	1.0-3.5							●				●			
	TNMG160404L-C	0.4	0.12-0.30	1.0-3.5							●				●			
	TNMG160408R-C	0.8	0.15-0.35	1.3-3.5							●				●			
	TNMG160408L-C	0.8	0.15-0.35	1.3-3.5							●				●			
精加工 Finishing (有标准库存) 	TNGG160402R-F	0.2	0.03-0.20	0.1-1.5							●				●			
	TNGG160402L-F	0.2	0.03-0.20	0.1-1.5							●				●			
	TNGG160404R-F	0.4	0.05-0.25	0.3-2.0							●				●			
	TNGG160404L-F	0.4	0.05-0.25	0.3-2.0							●				●			
钢 Steel						★		★	★	☆	☆	☆			★			
不锈钢 Stainless Steel											★	★	☆	☆				
铸铁 Cast Iron					★	★												
有色金属 Nonferrous Metal																	★	
耐热合金 Heat Resistant Alloy											☆	☆	★	★				
淬硬钢 Hardened Steel										★								

★ 首选Preferred ☆ 可选optional

●标准库存standard stock ○订单生产order production

90° MTGNR/L

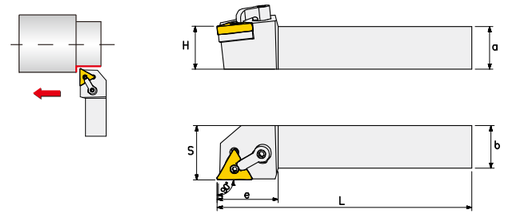

型号 Model 右刀 Right hand	型号 Model 左刀 Left hand	库存 Stock R	库存 Stock L	尺寸 Size (mm) a	b	L	h	s	e	刀片 Insert	刀垫 Shim	锁销 Lock pin	压板 Clamp	压板螺钉 Clamp Screw	扳手 Hex wrench
MTGNR2020K16	MTGNL2020K16	●	●	20	20	125	20	25	32	TN..1604..	MT1603	MSP513	HL1814	MS6025	S2/S3
MTGNR2525M16	MTGNL2525M16	●	●	25	25	150	25	32	30					MS6030	
MTGNR3225P16	MTGNL3225P16	●	●	32	25	170	32	32	30						
MTGNR2525M22	MTGNL2525M22	●	●	25	25	150	25	32	36						
MTGNR3225P22	MTGNL3225P22	●	●	32	25	170	32	32	36	TN..2204..	MT2204	MSP617	HI2114	MS6030	S3
MTGNR3232P22	MTGNL3232P22	●	●	32	32	170	32	38	36						

* 刀片需单独订购。Blades to be ordered separately.

●标准库存Standard inventory ○订单生产The order production

90° MTFNR/L

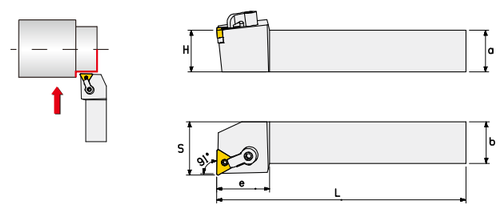

型号 Model 右刀 Right hand	型号 Model 左刀 Left hand	库存 Stock R	库存 Stock L	尺寸 Size (mm) a	b	L	h	s	e	刀片 Insert	刀垫 Shim	锁销 Lock pin	压板 Clamp	压板螺钉 Clamp Screw	扳手 Hex wrench
MTFNR1616H16	MTFNR1616H16	●	●	16	16	100	16	21	28	TN..1604..	MV1603	MSP513	HL1814	MS6025	S2/S3
MTFNR2020K16	MTFNR2020K16	●	●	20	20	125	20	25	30					MS6030	
MTFNR2525M16	MTFNR2525M16	●	●	25	25	150	25	32	32						
MTFNR3225P16	MTFNR3225P16	●	●	32	25	170	25	32	32						
MTFNR3232P16	MTFNR3232P16	●	●	32	32	170	32	38	32						
MTFNR2525M22	MTFNR2525M22	●	●	25	25	150	25	32	36						
MTFNR3225P22	MTFNR3225P22	●	●	32	25	170	25	32	36	TN..2204..	MV2204	MSP617	HI2114	MS6030	S3
MTFNR3232P22	MTFNR3232P22	●	●	32	32	170	32	38	36						

* 刀片需单独订购。Blades to be ordered separately.

●标准库存Standard inventory ○订单生产The order production

93° MTJNR/L

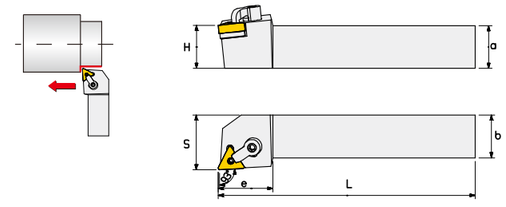

右手刀图例
Legend of right hand knife

型号 Model 右刀 Right hand	型号 Model 左刀 Left hand	库存 Stock R	库存 Stock L	尺寸 Size (mm) a	b	L	h	s	e	刀片 Insert	刀垫 Shim	锁销 Lock pin	压板 Clamp	压板螺钉 Clamp Screw	扳手 Hex wrench
MTJNR1616H16	MTJNL1616H16	●	●	16	16	100	16	20	28	TN..1604..	MT1603	MSP513	HL1814	MS6025	S2/S3
MTJNR2020K16	MTJNL2020K16	●	●	20	20	125	20	25	32					MS6030	
MTJNR2525M16	MTJNL2525M16	●	●	25	25	150	25	32	32						
MTJNR3225P16	MTJNL3225P16	●	●	32	25	170	32	32	32						
MTJNR3232P16	MTJNL3232P16	●	●	32	32	170	32	32	32						
MTJNR2525M22	MTJNL2525M22	●	●	25	25	150	25	32	36						
MTJNR3225P22	MTJNL3225P22	●	●	32	25	170	32	32	36	TN..2204..	MT2204	MSP617	HI2114	MS6030	S3
MTJNR3232P22	MTJNL3232P22	●	●	32	32	170	32	38	36						

* 刀片需单独订购。Blades to be ordered separately.

●标准库存Standard inventory ○订单生产The order production

105° MTQNR/L

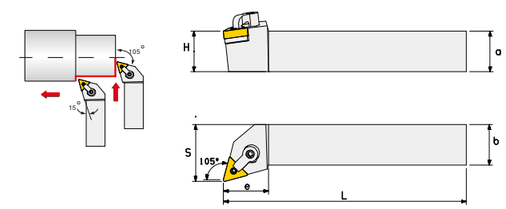

右手刀图例
Legend of right hand knife

型号 Model 右刀 Right hand	型号 Model 左刀 Left hand	库存 Stock R	库存 Stock L	尺寸 Size (mm) a	b	L	h	s	e	刀片 Insert	刀垫 Shim	锁销 Lock pin	压板 Clamp	压板螺钉 Clamp Screw	扳手 Hex wrench
MTQNR2020K16	MTQNL2020K16	●	●	20	20	125	20	29	25	TN..1604..	MT1603	MSP513	HL1814	MS6025	S2/S3
MTQNR2525M16	MTQNL2525M16	●	●	25	25	150	25	35	28					MS6030	
MTQNR3225P16	MTQNL3225P16	●	●	32	25	170	32	35	25						
MTQNR2525M22	MTQNL2525M22	●	●	25	25	150	25	38	36	TN..2204..	MT2204	MSP617	HL2114	MS6030	S3
MTQNR3232P22	MTQNL3232P22	●	●	32	32	170	32	46	36						

* 刀片需单独订购。Blades to be ordered separately.

●标准库存Standard inventory ○订单生产The order production

60° MTENN

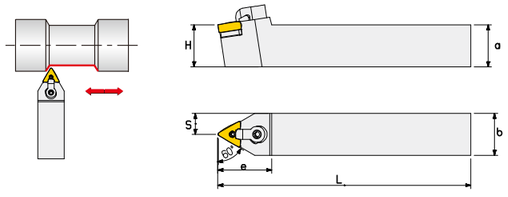

型号 Model	库存 Stock	尺寸 Size (mm) a	b	L	h	s	e	刀片 Insert	刀垫 Shim	锁销 Lock pin	压板 Clamp	压板螺钉 Clamp Screw	扳手 Hex wrench
MTENN1616H16	●	16	16	100	16	8	32	TN..1604..	MT1603	MSP513	HL1814	MS6025	S2
MTENN2020K16	●	20	20	125	20	10	34						
MTENN2525M16	●	25	36	150	25	12.5	32					MS6030	S3
MTENN3232P16	●	32	32	170	32	16	32						

* 刀片需单独订购。Blades to be ordered separately.

●标准库存Standard inventory ○订单生产The order production

90° PTFNR/L



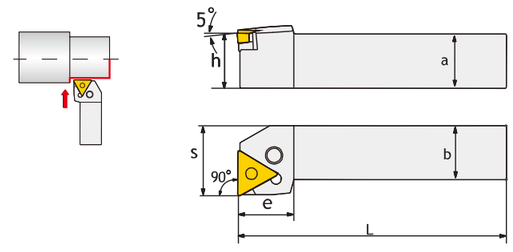

右手刀图例
Legend of right hand knife

型号 Model 右刀 Right hand	型号 Model 左刀 Left hand	库存 Stock R	库存 Stock L	尺寸 Size (mm) a	b	L	h	s	e	刀片 Insert	刀垫 Shim	锁销 Screw	压板 Lever	压板螺钉 Shim pin	扳手 Hex wrench
PTFNR1616H16	PTFNL1616H16	●	●	16	16	100	16	20	20	TN..1604..	PT16	VHX0617	LV3	SP3	S2.5
PTFNR2020K16	PTFNL2020K16	●	●	20	20	125	20	25	20						
PTFNR2525M16	PTFNL2525M16	●	●	25	25	150	25	30	25						
PTFNR2525M22	PTFNL2525M22	●	●	25	25	150	25	32	30	TN..2204..	PT22	VHX0821	LV4	SP4	S3
PTFNR3232P22	PTFNL3232P22	●	●	32	32	170	32	38	30						
PTFNR3232P27	PTFNL3232P27	●	●	32	32	170	32	38	35	TN..2706..	PT27	VHX0825	LV5	SP5	S3
PTFNR4040S27	PTFNL4040S27	●	●	40	40	250	40	50	34						

* 刀片需单独订购。Blades to be ordered separately.

●标准库存Standard inventory ○订单生产The order production

90° PTGNR/L

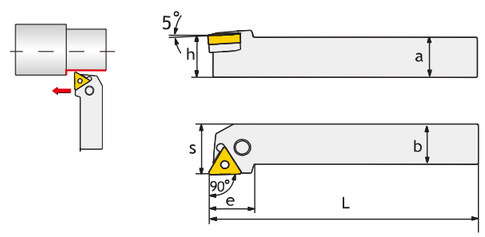

右手刀图例
Legend of right hand knife

型号 Model 右刀 Right hand	型号 Model 左刀 Left hand	库存 Stock R	库存 Stock L	尺寸 Size (mm) a	b	L	h	s	e	刀片 Insert	刀垫 Shim	锁销 Screw	压板 Lever	压板螺钉 Shim pin	扳手 Hex wrench
PTGNR1616H11	PTGNL1616H11	●	●	16	16	100	16	19	18	TN..1103..	–	VHX059B	LV2	–	S2
PTGNR2020K11	PTGNL2020K11	●	●	20	20	125	20	24	20						
PTGNR2525M11	PTGNL2525M11	●	●	25	25	150	25	29	20						
PTGNR1616H16	PTGNL1616H16	●	●	16	16	100	16	19	22	TN..1604..	PT16	VHX0617	LV3	SP3	S2.5
PTGNR2020K16	PTGNL2020K16	●	●	20	20	125	20	23	25						
PTGNR2525M16	PTGNL2525M16	●	●	25	25	150	25	29	25						
PTGNR3232P16	PTGNL3232P16	●	●	32	32	170	32	37	32						
PTGNR2525M22	PTGNL2525M22	●	●	25	25	150	25	30	30	TN..2204..	PT22	VHX0821	LV4	SP4	S3
PTGNR3232P22	PTGNL3232P22	●	●	32	32	170	32	37	32						
PTGNR3232P27	PTGNL3232P27	●	●	32	32	170	32	37	38	TN..2706..	PT27	VHX0825	LV5	SP5	S3
PTGNR4040S27	PTGNL4040S27	●	●	40	40	250	40	47	38						

* 刀片需单独订购。Blades to be ordered separately.

●标准库存Standard inventory ○订单生产The order production

60° PTTNR/L

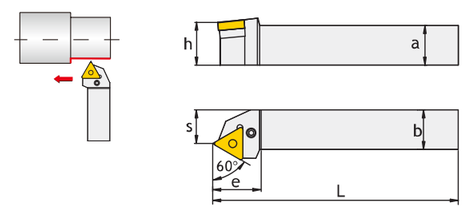

右手刀图例
Legend of right hand knife

型号 Model 右刀 Right hand	型号 Model 左刀 Left hand	库存 Stock R	库存 Stock L	尺寸 Size (mm) a	b	L	h	s	e	刀片 Insert	刀垫 Shim	锁销 Screw	压板 Lever	压板螺钉 Shim pin	扳手 Hex wrench
PTTNR1616H16	PTTNL1616H16	●	●	16	16	100	16	13	22	TN..1604..	PT16	VHX0617	LV3	SP3	S2.5
PTTNR2020K16	PTTNL2020K16	●	●	20	20	125	20	17	22						
PTTNR2525M22	PTTNL2525M22	●	●	25	25	150	25	22	32	TN..2204..	PT22	VHX0821	LV4	SP4	S3

* 刀片需单独订购。Blades to be ordered separately.

●标准库存Standard inventory ○订单生产The order production

90° DTGNR

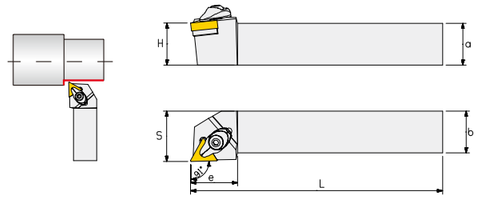

型号 Model	库存 Stock	尺寸 Size (mm) a	b	L	h	s	e	刀片 Insert	刀垫 Shim	压板螺钉 Clamp Screw	压板 Clamp	弹簧 Screw	扳手 Wrench
DTGNR2020K16	●	20	20	125	20	24	28	TN..1604..	MT1603	DM520	DCL2211	DSP0510	S3
DTGNR2525M16	●	25	25	150	25	30	28						
DTGNR3225P16	●	32	25	170	32	30	28						
DTGNR3232P16	●	32	32	170	32	38	32						

* 刀片需单独订购。Blades to be ordered separately.

●标准库存Standard inventory ○订单生产The order production

90° DTFNR

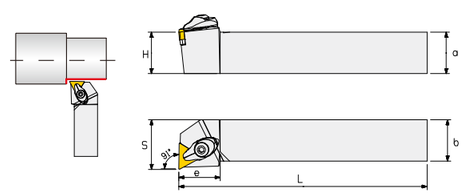

右手刀图例

Legend of right hand knife

型号 Model 右刀 Right hand	型号 Model 左刀 Left hand	库存 Stock R	库存 Stock L	尺寸 Size (mm) a	b	L	h	s	e	刀片 Insert	刀垫 Shim	压板螺钉 Clamp Screw	压板 Clamp	弹簧 Screw	扳手 Wrench
DTFNR2020K16	DTFNL2020K16	●	●	20	20	125	20	25	28	TN..1604..	MT1603	DM0520	DCL2211	DSP0510	S3
DTFNR2525M16	DTFNL2525M16	●	●	25	25	150	25	30	26						
DTFNR3225P16	DTFNL3225P16	●	●	32	25	170	32	30	26						
DTFNR3232P16	DTFNL3232P16	●	●	32	32	170	32	38	26						

* 刀片需单独订购。Blades to be ordered separately.

●标准库存Standard inventory ○订单生产The order production

91° MTFNR/L

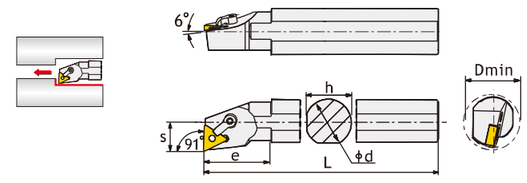

右手刀图例

Legend of right hand knife

型号 Model 右刀 Right hand	型号 Model 左刀 Left hand	库存 Stock R	库存 Stock L	尺寸 Size (mm) Dmin	Φd	h	L	s	e	刀片 Insert	刀垫 Shim	销钉 Lock pin	压板 Clamp	双头螺栓 Clamp Screw	扳手 Hex wrench
S20Q-MTFNR-16	S20Q-MTFNL-16	●	●	25	20	18	180	13	35	TN..1604..	×	MSP510	HL1810	WS6020	S2 S3
S25R-MTFNR-16	S25R-MTFNL-16	●	●	32	25	23	200	16	40				HL1814	MS6025	
S32S-MTFNR-16	S32S-MTFNL-16	●	●	40	32	30	250	20	45		MT1603	MSP513			
S40T-MTFNR-16	S40T-MTFNL-16	●	●	50	40	37	300	25	50						

* 刀片需单独订购。Blades to be ordered separately.

●标准库存Standard inventory ○订单生产The order production

90° PTFNR/L

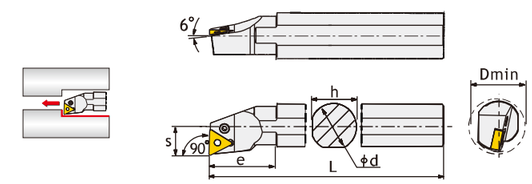

右手刀图例

Legend of right hand knife

型号 Model 右刀 Right hand	型号 Model 左刀 Left hand	库存 Stock R	库存 Stock L	尺寸 Size (mm) Dmin	Φd	h	L	s	e	刀片 Insert	刀垫 Shim	螺钉 Screw	杠杆 Lever	档坠 Shim pin	扳手 Hex wrench
S16Q-PTFNR-11	S16Q-PTFNL-11	●	●	20	16	15	180	11	28	TN..1103..	–	VHX0509	LV2	–	S2
S20Q-PTFNR-11	S20Q-PTFNL-11	●	●	25	20	18	180	13	31						
S25R-PTFNR-11	S25R-PTFNL-11	●	●	32	25	23	200	17	35						
S25R-PTFNR-16	S25R-PTFNL-16	●	●	32	25	23	200	17	42	TN..1604..	–	VHX0512	LV3B	–	S2
S32S-PTFNR-16	S32S-PTFNL-16	●	●	44	32	30	250	22	50		PT16476	VHX0613	LV3	SP3	S2.5
S40T-PTFNR-16	S40T-PTFNL-16	●	●	54	40	37	300	27	55						

* 刀片需单独订购。Blades to be ordered separately.

●标准库存Standard inventory ○订单生产The order production

60° MTWNR/L

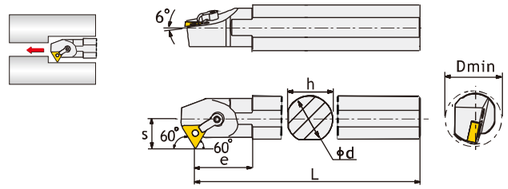

右手刀图例
Legend of right hand knife

型号 Model 右刀 Right hand	型号 Model 左刀 Left hand	库存 Stock R	库存 Stock L	尺寸 Size (mm) Dmin	Φd	h	L	s	e	刀片 Insert	刀垫 Shim	销钉 Lock pin	压板 Clamp	双头螺栓 Clamp Screw	扳手 Hex wrench
S20Q-MTWNR-16	S20Q-MTWNL-16	●	●	27	20	18	180	15	31	TN..1604..	×	MSP510	HL1810	MS6020	S2 S3
S25R-MTWNR-16	S25R-MTWNL-16	●	●	32	25	23	200	17	35				HL1814	MS6025	
S325-MTWNR-16	S325-MTWNL-16	●	●	40	32	30	250	22	42		MT1603	MSP513			
S40T-MTWNR-16	S40T-MTWNL-16	●	●	50	40	38	300	27	50						

* 刀片需单独订购。Blades to be ordered separately.

●标准库存Standard inventory ○订单生产The order production

93° MTUNR/L

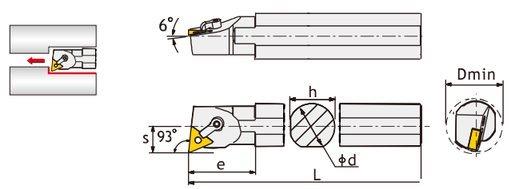

右手刀图例
Legend of right hand knife

型号 Model 右刀 Right hand	型号 Model 左刀 Left hand	库存 Stock R	库存 Stock L	尺寸 Size (mm) Dmin	Φd	h	L	s	e	刀片 Insert	刀垫 Shim	销钉 Lock pin	压板 Clamp	双头螺栓 Clamp Screw	扳手 Hex wrench
S20Q-MTUNR-16	S20Q-MTUNL-16	●	●	25	20	18	180	13	31	TN..1604..	×	MSP650	HL1810	MS6020	S2 S3
S25R-MTUNR-16	S25R-MTUNL-16	●	●	32	25	23	200	17	35				HL1814	MS6025	
S32S-MTUNR-16	S32S-MTUNL-16	●	●	40	32	30	250	22	40		MT1603	MSP613			
S40T-MTUNR-16	S40T-MTUNL-16	●	●	50	40	37	300	23	50						

* 刀片需单独订购。Blades to be ordered separately.

●标准库存Standard inventory ○订单生产The order production

车削刀片(负型)
Turning Inserts (Negative)

VN..

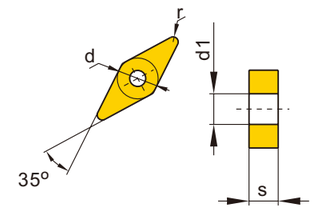

型号 Model	尺寸 Size (mm) d	s	d1
VN..1604..	9.525	4.76	3.81

刀片外形 Insert shape	型号 Model	r	进给fn mm/rev	切深ap mm	KC3110	KC3125	KC1115	KC1125	KC1135	KP1110	KP2120	KP2130	KP6105	KP6110	KT20	KCT20	KW20	KCW20
粗加工 Roughing 	VNGA160404	0.4	0.05-0.10	0.5-1.0	●													
	VNGA160408	0.8	0.05-0.10	0.5-1.0	●													
半精加工 Semi-Finishing 	VNMG160404KM	0.4	0.15-0.36	0.8-3.0	●													
	VNMG160408KM	0.8	0.17-0.36	1.0-2.5	●													
半精加工 Semi-Finishing 	VNMG160404PM	0.4	0.15-0.50	1.2-5.0			●	●										
	VNMG160408PM	0.8	0.15-0.50	1.2-5.0			●	●										
半精加工 Semi-Finishing 	VNMG160404MM	0.4	0.05-0.30	0.5-2.0							●	●						
	VNMG160408MM	0.8	0.07-0.30	0.5-2.0							●	●						
半精加工 Semi-Finishing 	VNMG160404MH	0.4	0.07-0.20	0.34-3.3						●	●							
	VNMG160408MH	0.8	0.14-0.40	0.68-3.3						●	●							
半精加工 Semi-Finishing 	VNMG160404SM	0.4	0.08-0.22	0.40-3.3									●	●				
	VNMG160408SM	0.8	0.15-0.44	0.80-3.3									●	●				
半精加工 Semi-Finishing 	VNMG160404MT	0.4	0.15-0.36	0.8-3.0											●			
	VNMG160408MT	0.8	0.17-0.36	1.0-2.5											●			

刀片材质及适用加工材料 Insert grades and application	KC3110	KC3125	KC1115	KC1125	KC1135	KP1110	KP2120	KP2130	KP6105	KP6110	KT20	KCT20	KW20	KCW20
钢 Steel		★	★	★	★	☆	☆	☆			★	★		
不锈钢 Stainless Steel							★	★	☆	☆				
铸铁 Cast Iron	★	★												
有色金属 Nonferrous Metal													★	★
耐热合金 Heat Resistant Alloy							☆	☆	★	★				
淬硬钢 Hardened Steel						★								

★ 首选Preferred ☆ 可选optional

●标准库存standard stock ○订单生产order production

93° MVJNR/L

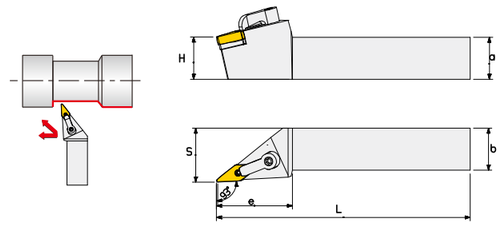

右手刀图例
Legend of right hand knife

型号 Model 右刀 Right hand	左刀 Left hand	库存 Stock R	L	尺寸 Size (mm) a	b	L	h	s	e	刀片 Insert	刀垫 Shim	锁销 Lock pin	压板 Clamp	压板螺钉 Clamp Screw	扳手 Hex wrench
MVJNR1616H16	MVJNL1616H16	●	●	16	16	100	16	22	43	VN..1604..	MV1603	MSP513	HL2414	MS6025	S2
MVJNR2020K16	MVJNL2020K16	●	●	20	20	125	20	26	45						S3
MVJNR2525M16	MVJNL2525M16	●	●	25	25	150	25	32	45					MS6030	
MVJNR3225P16	MVJNL3225P16	●	●	32	25	170	32	32	45						
MVJNR3232P16	MVJNL3232P16	●	●	32	32	170	32	40	45						

* 刀片需单独订购。Blades to be ordered separately.

●标准库存Standard inventory ○订单生产The order production

93° MVUNR/L

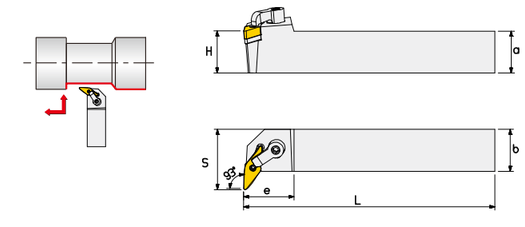

右手刀图例
Legend of right hand knife

型号 Model 右刀 Right hand	左刀 Left hand	库存 Stock R	L	尺寸 Size (mm) a	b	L	h	s	e	刀片 Insert	刀垫 Shim	锁销 Lock pin	压板 Clamp	压板螺钉 Clamp Screw	扳手 Hex wrench
MVUNR1616H16	MVUNL1616H16	●	●	16	16	100	16	20	45	VN..1604..	MV1603	MSP513	HL2114	MS6025	S2
MVUNR2020K16	MVUNL2020K16	●	●	20	20	125	20	25	45						S3
MVUNR2525M16	MVUNL2525M16	●	●	25	25	150	25	32	45					MS6030	
MVUNR3225P16	MVUNL3225P16	●	●	32	25	170	32	32	45						
MVUNR3232P16	MVUNL3232P16	●	●	32	32	170	32	40	45						

* 刀片需单独订购。Blades to be ordered separately.

●标准库存Standard inventory ○订单生产The order production

72° 30' MVVNN



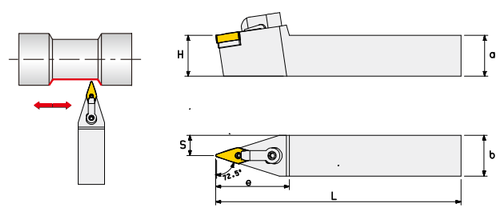

型号 Model	库存 Stock	尺寸 Size (mm) a	b	L	h	s	e	刀片 Insert	刀垫 Shim	锁销 Lock pin	压板 Clamp	压板螺钉 Clamp Screw	扳手 Hex wrench
MVVNN2020K16	●	20	20	125	20	10	45	VN..1604..	MV1603	MSP513	HL2414	MS6025	S2
MVVNN2525M16	●	25	25	150	25	12.5	45						S3
MVVNN3225P16	●	32	25	170	32	12.5	45					MS6030	
MVVNN3232P16	●	32	32	170	32	16	45						

* 刀片需单独订购。Blades to be ordered separately.

●标准库存Standard inventory ○订单生产The order production

117.5° MVQNR/L

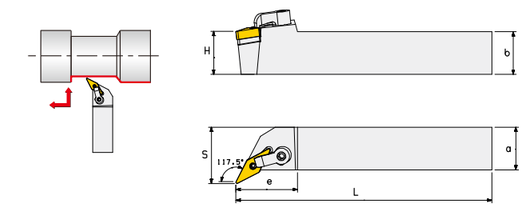

型号 Model 右刀 Right hand	左刀 Left hand	库存 Stock R	L	尺寸 Size (mm) a	b	L	h	s	e	刀片 Insert	刀垫 Shim	锁销 Lock pin	压板 Clamp	压板螺钉 Clamp Screw	扳手 Hex wrench
MVQNR1616H16	MVQNL1616H16	●	●	16	16	100	16	24	36	VN..1604..	MV1603	MSP513	HL2114	MS6025	S2
MVQNR2020K16	MVQNL2020K16	●	●	20	20	125	20	27	36						S3
MVQNR2525M16	MVQNL2525M16	●	●	25	25	150	25	33	36					MS6030	
MVQNR3225P16	MVQNL3225P16	●	●	32	25	170	32	33	36						
MVQNR3232P16	MVQNL3232P16	●	●	32	32	170	32	40	36						

* 刀片需单独订购。Blades to be ordered separately.

●标准库存Standard inventory ○订单生产The order production

93° DVJNR

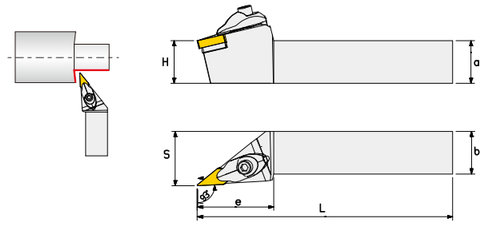

右手刀图例

Legend of right hand knife

型号 Model 右刀 Right hand	型号 Model 左刀 Left hand	库存 Stock R	库存 Stock L	尺寸 Size (mm) a	b	L	h	s	e	刀片 Insert	刀垫 Shim	压板螺钉 Clamp Screw	压板 Clamp	弹簧 Screw	扳手 Wrench
DVJNR2020K16	DVJNL2020K16	●	●	20	20	125	20	26	45	VN..1604..	MV1603	M5X25 (内六角)	DCL3113	DSP0510	S3 S4
DVJNR2525M16	DVJNL2525M16	●	●	25	25	150	25	32	45						
DVJNR3225P16	DVJNL3225P16	●	●	32	25	170	32	32	45						
DVJNR3232P16	DVJNL3232P16	●	●	32	32	170	32	40	45						

* 刀片需单独订购。Blades to be ordered separately.

●标准库存Standard inventory ○订单生产The order production

72.5° DVVNN



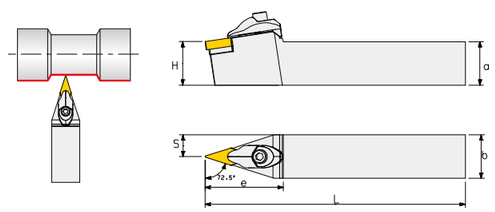

型号 Model	库存 Stock	尺寸 Size (mm) a	b	L	h	s	e	刀片 Insert	刀垫 Shim	压板螺钉 Clamp Screw	压板 Clamp	弹簧 Screw	扳手 Wrench
DVVNN2020K16	●	20	20	125	20	10	45	VN..1604..	MV1603	M5X25 (内六角)	DCLI3113	DSP0510	S3
DVVNN2525M16	●	25	25	150	25	12.5	45						
DVVNN3225P16	●	32	25	170	32	12.5	45						
DVVNN3232P16	●	32	32	170	32	16	45						

* 刀片需单独订购。Blades to be ordered separately.

●标准库存Standard inventory ○订单生产The order production

117.5° MVQNR/L

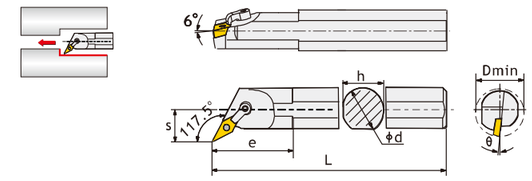

右手刀图例

Legend of right hand knife

型号 Model 右刀 Right hand	型号 Model 左刀 Left hand	库存 Stock R	库存 Stock L	尺寸 Size (mm) Dmin	Φd	h	L	s	θ°	e	刀片 Insert	刀垫 Shim	销钉 Lock pin	压板 Clamp	双头螺栓 Clamp Screw	扳手 Hex wrench
S25R-MVQNR-16	S25R-MVQNL-16	●	●	32	25	23	200	17	12°	40	VN..1604..	×	MSP510	HL1814	MS6025	S2.5 S3
S32S-MVQNR-6	S32S-MVQNL-16	●	●	42	32	30	250	22	17°	40		MD1603	MSP513	HL2414		
S40T-MVQNR-16	S40T-MVQNL-16	●	●	50	40	37	300	27	15°	50						

* 刀片需单独订购。Blades to be ordered separately.

●标准库存Standard inventory ○订单生产The order production

93° MVUNR/L

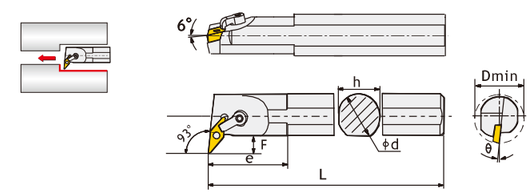

右手刀图例

Legend of right hand knife

型号 Model 右刀 Right hand	型号 Model 左刀 Left hand	库存 Stock R	库存 Stock L	尺寸 Size (mm) Dmin	Φd	h	L	s	e	F	刀片 Insert	刀垫 Shim	销钉 Lock pin	压板 Clamp	双头螺栓 Clamp Screw	扳手 Hex wrench
S25R-MVUNR-16	S25R-MVUNL-16	●	●	36	25	23	200	20	40	8	VN..1604..	×	MSP510	HL1814	MS6025	S2/S3
S32S-MVUNR-16	S32S-MVUNL-16	●	●	42	32	30	250	23	40	8		MV1603	MSP513			
S40T-MVUNR-16	S40T-MVUNL-16	●	●	50	40	37	300	27	55	10						

* 刀片需单独订购。Blades to be ordered separately.

●标准库存Standard inventory ○订单生产The order production

72° 30’ MVWNR/L

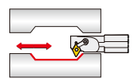

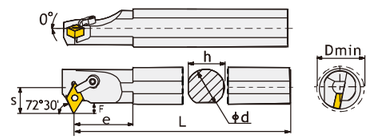

右手刀图例
Legend of right hand knife

型号 Model 右刀 Right hand	型号 Model 左刀 Left hand	库存 Stock R	库存 Stock L	尺寸 Size (mm) Dmin	Φd	h	L	s	e	F	刀片 Insert	刀垫 Shim	销钉 Lock pin	压板 Clamp	双头螺栓 Clamp Screw	扳手 Hex wrench
S25R-MVWNR-16	S25R-MVWNL-16	●	●	36	25	23	200	22	35	10	VN..1604..	×	MSP510	HL1814	MS6025	S2/S3
S32S-MVWNR-16	S32S-MVWNL-16	●	●	48	32	30	250	25	40	10		MV1603	MSP513			
S40T-MVWNR-16	S40T-MVWNL-16	●	●	56	40	37	300	29	45	11						

* 刀片需单独订购。Blades to be ordered separately.

●标准库存Standard inventory ○订单生产The order production

96° MVXNR/L

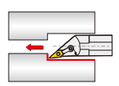

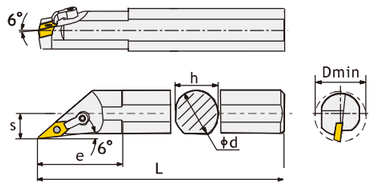

右手刀图例
Legend of right hand knife

型号 Model 右刀 Right hand	型号 Model 左刀 Left hand	库存 Stock R	库存 Stock L	尺寸 Size (mm) Dmin	Φd	h	L	s	e	刀片 Insert	刀垫 Shim	销钉 Lock pin	压板 Clamp	双头螺栓 Clamp Screw	扳手 Hex wrench
S25R-MVXNR-16	S25R-MVXNL-16	●	●	32	25	23	200	17	55	VN..1604..	×	MSP510	HL2414	WS0625	S2/S3
S32S-MVXNR-16	S32S-MVXNL-16	●	●	42	32	30	250	21	60		MV1603	MSP513			
S40T-MVXNR-16	S40T-MVXNL-16	●	●	50	40	38	300	25	68						

* 刀片需单独订购。Blades to be ordered separately.

●标准库存Standard inventory ○订单生产The order production

车削刀片(负型)
Turning Inserts (Negative)

WN..

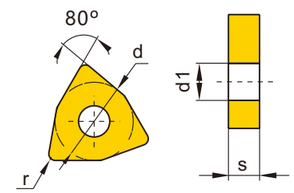

型号 Model	尺寸 Size (mm) d	s	d1
WN..0604 ..	9.525	4.76	3.81
WN..0804 ..	12.7	4.76	5.16

刀片外形 Insert shape	型号 Model	r	进给fn mm/rev	切深ap mm	KC3110	KC3125	KC1115	KC1125	KC1135	KP1110	KP2120	KP2130	KP6105	KP6110	KT20	KCT20	KW20	KCW20
粗加工 Roughing 	WNMA080404	0.4	0.25-0.55	1.5-4.0	●													
	WNMA080408	0.8	0.25-0.70	3.0-7.0	●													
	WNMA080412	1.2	0.25-0.70	3.0-7.0	●													
半精加工 Semi-Finishing 	WNMG080404KM	0.4	0.12-0.52	0.7-4.8	●													
	WNMG080408KM	0.8	0.17-0.55	1.2-4.0	●													
	WMMG080412KM	1.2	0.25-0.55	1.5-4.0	●													
粗加工 Roughing 	WNMG080404KR	0.4	0.12-0.52	0.7-4.8		●			●									
	WNMG080408KR	0.8	0.20-0.60	1.20-5.8		●			●									
	WMMG080412KR	1.2	0.30-0.90	1.20-5.8		●												
半精加工 Semi-Finishing 	WNMG080404PM	0.4	0.12-0.52	0.7-4.8			●	●										
	WNMG080408PM	0.8	0.12-0.52	0.7-4.8			●	●										
	WNMG080404MM	0.4	0.10-0.50	0.5-5.0							●	●						
	WNMG080408MM	0.8	0.12-0.50	0.5-5.0							●	●						
半精加工 Semi-Finishing 	WNMG080404MH	0.4	0.07-0.20	0.34-2.6						●	●							
	WNMG080408MH	0.8	0.14-0.40	0.68-2.6						●	●							
半精加工 Semi-Finishing 	WNMG080404SM	0.4	0.08-0.22	0.40-2.9									●	●				
	WNMG080408SM	0.8	0.15-0.44	0.80-2.9									●	●				
半精加工 Semi-Finishing 	WNMG080404MT	0.4	0.12-0.40	1.0-4.0											●			
	WNMG080408MT	0.8	0.17-0.55	1.2-4.0											●			
半精加工 / 精加工 Semi-fnishing/Finishing 	WNMG080402AH	0.2	0.04-0.28	0.5-3.0													●	
	WNMG080404AH	0.4	0.05-0.30	0.8-3.5													●	
	WNMG080408AH	0.8	0.10-0.40	0.8-3.5													●	
半精加工 / 精加工 Semi-fnishing/Finishing 	WNMG080404R-VF	0.4	0.05-0.30	0.8-3.5											●			
	WNMG080404L-VF	0.4	0.05-0.30	0.8-3.5											●			

刀片材质及适用加工材料 Insert grades and application	KC3110	KC3125	KC1115	KC1125	KC1135	KP1110	KP2120	KP2130	KP6105	KP6110	KT20	KCT20	KW20	KCW20
钢 Steel			★	★	★	☆	☆	☆			★			
不锈钢 Stainless Steel							★	★	★	★				
铸铁 Cast Iron	★	★												
有色金属 Nonferrous Metal													★	
耐热合金 Heat Resistant Alloy									★	★				
淬硬钢 Hardened Steel						★								

★ 首选Preferred ☆ 可选optional

●标准库存standard stock ○订单生产order production

95° MWLNR/L

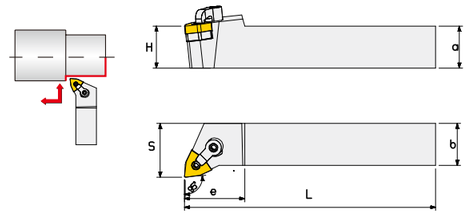

右手刀图例
Legend of right hand knife

型号 Model 右刀 Right hand	型号 Model 左刀 Left hand	库存 Stock R	库存 Stock L	尺寸 Size (mm) a	b	L	h	s	e	刀片 Insert	刀垫 Shim	锁销 Lock pin	压板 Clamp	压板螺钉 Clamp Screw	扳手 Hex wrench
MWLNR2020K06	MWLNL2020K06	●	●	20	20	125	20	25	28	WN..0604..	MW0603	MSP513	HL1814	MS6025	S2
MWLNR2525M06	MWLNL2525M06	●	●	25	25	150	25	32	30					MS6030	S3
MWLNR2020K08	MWLNL2020K08	●	●	20	20	125	20	26	28	WN..0804..	MW0804	MSP617		MS6025	S3
MWLNR2525M08	MWLNL2525M08	●	●	25	25	150	25	32	35					MS6030	
MWLNR3225P08	MWLNL3225P08	●	●	32	25	170	32	32	35						
MWLNR3232P08	MWLNL3232P08	●	●	32	32	170	32	40	35						

* 刀片需单独订购。 Blades to be ordered separately.

●标准库存Standard inventory ○订单生产The order production

95° DWLNR

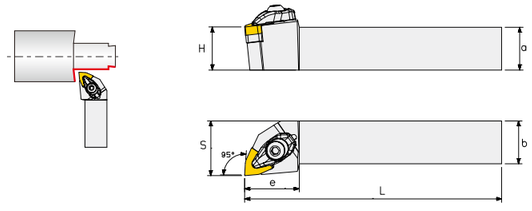

型号 Model	库存 Stock	尺寸 Size (mm) a	b	L	h	s	e	刀片 Insert	刀垫 Shim	锁销 Clamp Screw	压板 Clamp	压板螺钉 Screw	扳手 Wrench
DWLNR2020K08	●	20	20	125	20	25	32	WN..0804..	WM0804	DM0625	DCL2612	DSP0612	S4
DWLNR2525M08	●	25	25	150	25	32	31						S3
DWLNR3225P08	●	32	32	170	32	32	31						
DWLNR3232P08	●	32	32	170	32	39	31						
DWLNR2020K06	●	20	20	125	20	25	25	WN..0603..	WM0603	DM0520	DCL2211	DSP0510	S3
DWLNR2525M06	●	25	25	150	25	30	25						

* 刀片需单独订购。 Blades to be ordered separately.

●标准库存Standard inventory ○订单生产The order production

95° PWLNR/L

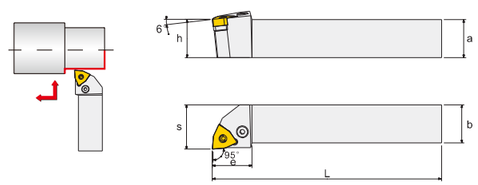

右手刀图例
Legend of right hand knife

型号 Model 右刀 Right hand	型号 Model 左刀 Left hand	库存 Stock R	库存 Stock L	尺寸 Size (mm) a	b	L	h	s	e	刀片 Insert	刀垫 Shim	锁销 Screw	压板 Lever	压板螺钉 Shim pin	扳手 Hex wrench
PWLNR1616H06	PWLNL1616H06	●	●	16	16	100	16	19	22	WN..0604..	PW06270	VHX0617	LV3	SP3	S2.5
PWLNR2020K06	PWLNL2020K06	●	●	20	20	125	20	23	25						
PWLNR2525M06	PWLNL2525M06	●	●	25	25	150	25	28	25						
PWLNR2020K08	PWLNL2020K08	●	●	20	20	125	20	25	26	WN..0804..	PW08318	VHX0821	LV4	SP4	S3
PWLNR2525M08	PWLNL2525M08	●	●	25	25	150	25	29	26						
PWLNR3232P08	PWLNL3232P08	●	●	32	32	170	32	37	26						

* 刀片需单独订购。 Blades to be ordered separately.

●标准库存Standard inventory ○订单生产The order production

95° MWLNR/L

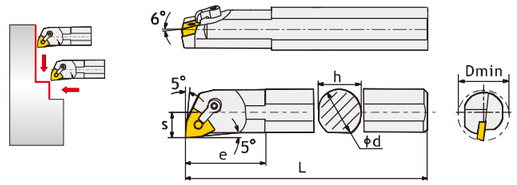

右手刀图例
Legend of right hand knife

型号 Model 右刀 Right hand	型号 Model 左刀 Left hand	库存 Stock R	库存 Stock L	尺寸 Size (mm) Dmin	Φd	h	L	s	e	刀片 Insert	刀垫 Shim	销钉 Lock pin	压板 Clamp	双头螺栓 Clamp Screw	扳手 Hex wrench
S20Q-MWLNR-08	S20Q-MWLNL-08	●	●	25	20	18	180	14.5	36	WN..0804..	×	MSP613	HL1810	MS6020	S2.5 S3
S25R-MWLNR-08	S25R-MWLNL-08	●	●	32	25	23	200	17	40						
S32S-MWLNR-08	S32S-MWLNL-08	●	●	41	32	30	250	22	50		MW0804	MSP617	HL1814	MS6025	S3
S40T-MWLNR-08	S40T-MWLNL-08	●	●	50	40	37	300	27	55						

* 刀片需单独订购。 Blades to be ordered separately.

●标准库存Standard inventory ○订单生产The order production

95° PWLNR/L

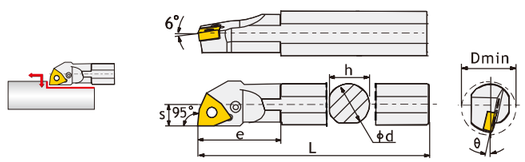

右手刀图例
Legend of right hand knife

型号 Model 右刀 Right hand	型号 Model 左刀 Left hand	库存 Stock R	库存 Stock L	尺寸 Size (mm) Dmin	Φd	h	L	s	θ°	e	刀片 Insert	刀垫 Shim	螺钉 Screw	杠杆 Lever	档坠 Shim pin	扳手 Hex wrench
S16Q-PWLNR-06	S16Q-PWLNL-06	●	●	20	16	15	180	11	-13°	25	WN..0604..	–	VHX0512	LV3B	–	S2
S20Q-PWLNR-06	S20Q-PWLNL-06	●	●	25	20	18	180	13	-13°	32						
S36R-PWLNR-06	S36R-PWLNL-06	●	●	32	25	23	200	17	-13°	35						
S20Q-PWLNR-08	S20Q-PWLNL-08	●	●	25	20	18	180	13	-13°	32	WN..0804..	–	VHX0613	LV4A	–	S2.5
S25R-PWLNR-08	S25R-PWLNL-08	●	●	32	25	23	200	17	-13°	45						
S32S-PWLNR-08	S32S-PWLNL-08	●	●	40	32	30	250	22	-13°	50		PW08318	VHX0821	LV4	SP4	S3
S40T-PWLNR-08	S40T-PWLNL-08	●	●	50	40	42	300	30	-13°	55						

* 刀片需单独订购。 Blades to be ordered separately.

●标准库存Standard inventory ○订单生产The order production

车削刀片(正型)
Turning Inserts (Positive)

CC..

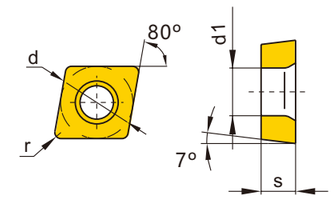

型号 Model	尺寸 Size (mm) d	s	d1
CC..0602..	6.35	2.38	2.8
CC..09T3..	9.525	3.97	4.4
CC..1204..	12.7	4.76	5.5

刀片外形 Insert shape	型号 Model	r	进给fn mm/rev	切深ap mm	KC3110	KC3125	KC1115	KC1125	KC1135	KP1110	KP2120	KP2130	KP6105	KP6110	KT20	KCT20	KW20	KCW20
半精加工 Semi-Finishing 	CCMT060204GPK	0.4	0.06-0.15	0.3-2.0	●													
	CCMT060208GPK	0.8	0.08-0.21	0.5-2.0	●													
	CCMT09T304GPK	0.4	0.08-0.21	0.3-2.5	●													
	CCMT09T308GPK	0.8	0.10-0.30	0.6-3.0	●													
	CCMT120404GPK	0.4	0.09-0.27	0.3-3.5	●													
	CCMT120408GPK	0.8	0.12-0.35	0.6-3.5	●													
半精加工 Semi-Finishing 	CCMT060202TMP	0.2	0.02-0.07	0.15-1.6			●	●			●	●						
	CCMT060204TMP	0.4	0.06-0.17	0.2-2.4			●	●			●	●						
	CCMT060208TMP	0.8	0.07-0.22	0.1-2.0			●	●			●	●						
	CCMT09T302TMP	0.2	0.08-0.23	0.3-3.0			●	●			●	●						
	CCMT09T304TMP	0.4	0.10-0.30	0.5-3.0			●	●			●	●						
	CCMT09T308TMP	0.8	0.09-0.27	0.3-3.6			●	●			●	●						
	CCMT120404TMP	0. 4	0.24-0.36	1.0-3.6			●	●										
	CCMT120408TMP	0. 8	0.24-0.36	1.0-3.6			●	●										
半精加工 Semi-Finishing 	CCMT060202	0.2	0.02-0.07	0.15-1.6						●	●							
	CCMT060204	0.4	0.05-0.16	0.35-1.9						●	●							
	CCMT09T302	0.8	0.02-0.07	0.15-2.4						●	●							
	CCMT09T304	0.4	0.05-0.16	0.35-2.9						●	●							
	CCMT09T308	0.8	0.10-0.32	0.70-2.9						●	●							
	CCMT120404	0.4	0.10-0.32	0.35-3.9						●	●							
	CCMT120408	0.8	0.16-0.48	0.70-3.9						●	●							
半精加工 Semi-Finishing 	CCMT060204SM	0.4	0.05-0.16	0.35-1.9									●	●				
	CCMT060208SM	0.8	0.10-0.32	0.70-1.9									●	●				
	CCMT09T304SM	0.4	0.05-0.16	0.35-2.9									●	●				
	CCMT09T308SM	0.8	0.10-0.32	0.70-2.9									●	●				
	CCMT120404SM	0.4	0.05-0.16	0.35-3.9									●	●				
	CCMT120408SM	0.8	0.10-0.32	0.70-3.9									●	●				
半精加工 Semi-Finishing 	CCMT060202-FA	0.2	0.03-0.15	0.1-1.5											●			
	CCMT09T302-FA	0.2	0.03-0.15	0.1-2.0											●			
半精加工 / 精加工 Semi-fnishing/Finishing 	CCMT060204FG	0.4	0.07-0.15	0.4-2.0											●			
	CCMT060208FG	0.8	0.08-0.18	0.4-2.0											●			
	CCMT09T304FG	0.4	0.07-0.20	0.4-2.0											●			
	CCMT09T308FG	0.8	0.10-0.25	0.6-2.0											●			
半精加工 / 精加工 Semi-fnishing/Finishing 	CCGT060202APK	0.2	0.01-0.12	0.05-3.0													●	
	CCGT060204APK	0.4	0.02-0.15	0.1-3.0													●	
	CCGT060208APK	0.8	0.02-0.20	0.1-4.0													●	
	CCGT09T302APK	0.2	0.02-0.20	0.05-3.0													●	
	CCGT09T304APK	0.4	0.02-0.30	0.1-5.0													●	
	CCGT09T308APK	0.8	0.03-0.50	0.1-5.0													●	
	CCGT120402APK	0.2	0.02-0.30	0.05-4.0													●	
	CCGT120404APK	0.4	0.03-0.50	0.1-5.0													●	
	CCGT120408APK	0.8	0.04-0.80	0.1-5.0													●	

刀片材质及适用加工材料 Insert grades and application	KC3110	KC3125	KC1115	KC1125	KC1135	KP1110	KP2120	KP2130	KP6105	KP6110	KT20	KCT20	KW20	KCW20
钢 Steel			★	★		☆	☆	☆			★			
不锈钢 Stainless Steel							★	★						
铸铁 Cast Iron	★								★	★				
有色金属 Nonferrous Metal													★	
耐热合金 Heat Resistant Alloy									★	★				
淬硬钢 Hardened Steel						★								

★ 首选Preferred ☆ 可选optional

●标准库存standard stock ○订单生产order production

车削刀片(正型)
Turning Inserts (Positive)

CC..

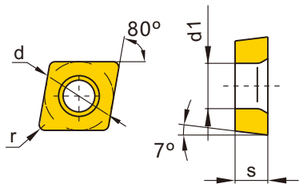

型号 Model	尺寸 Size (mm) d	s	d1
CC..0301..	3. 5	1.4	1.9
CC..0401..	4. 3	1.8	2.3
CC..0602..	6. 35	2.38	2.8
CC..09T3..	9. 525	3.97	4.4

刀片外形 Insert shape	型号 Model	r	进给fn mm/rev	切深ap mm	KC3110	KC3125	KC1115	KC1125	KC1135	KP1110	KP2120	KP2130	KP6105	KP6110	KT20	KCT20	KW20	KCW20
		刀片材质及适用加工材料 Insert grades and application																
精加工 Finishing	CCGT0301005L-F	0.05	0.01-0.05	0.1-0.3														
	CCGT030101L-F	0.1	0.01-0.05	0.1-0.3							●				●		●	
	CCGT030102L-F	0.2	0.01-0.05	0.1-0.3							●				●		●	
	CCGT0401005L-F	0.05	0.01-0.10	0.1-0.5														
	CCGT040101L-F	0.1	0.01-0.10	0.1-0.5							●				●		●	
	CCGT040102L-F	0.2	0.01-0.10	0.1-0.5							●				●		●	
	CCGT0602005R-F	0.05	0.01-0.06	0.04-1.3														
	CCGT0602005L-F	0.05	0.01-0.06	0.04-1.3														
 (有标准库存)	CCGT060201R-F	0.1	0.02-0.08	0.05-1.5							●				●			
	CCGT060201L-F	0.1	0.02-0.08	0.05-1.5							●				●			
	CCGT060202R-F	0.2	0.03-0.11	0.06-1.7							●				●			
	CCGT060202L-F	0.2	0.03-0.11	0.06-1.7							●				●			
	CCGT09T3005R-F	0.05	0.02-0.08	0.05-1.5														
	CCGT09T3005L-F	0.05	0.02-0.08	0.05-1.5														
	CCGT09T301R-F	0.1	0.03-0.11	0.06-1.7							●				●			
	CCGT09T301L-F	0.1	0.03-0.11	0.06-1.7							●				●			
	CCGT09T302R-F	0.2	0.04-0.15	0.08-2.0							●				●			
	CCGT09T302L-F	0.2	0.04-0.15	0.08-2.0							●				●			
半精加工 / 精加工 Semi-fnishing/Finishing	CCGT060201R-U	0.1	0.02-0.08	0.05-1.5							●				●		●	
	CCGT060201L-U	0.1	0.02-0.08	0.05-1.5							●				●		●	
	CCGT060202R-U	0.2	0.03-0.11	0.06-1.7							●				●		●	
	CCGT060202L-U	0.2	0.03-0.11	0.06-1.7							●				●		●	
	CCGT060204R-U	0.4	0.05-0.15	0.08-2.0														
	CCGT060204L-U	0.4	0.05-0.15	0.08-2.0														
	CCGT09T301R-U	0.1	0.03-0.11	0.06-1.7							●				●		●	
	CCGT09T301L-U	0.1	0.03-0.11	0.06-1.7							●				●		●	
	CCGT09T302R-U	0.2	0.04-0.15	0.08-2.0							●				●		●	
	CCGT09T302L-U	0.2	0.04-0.15	0.08-2.0							●				●		●	
	CCGT09T304R-U	0.4	0.05-0.20	1.0-2.5							●				●		●	
	CCGT09T304L-U	0.4	0.05-0.20	1.0-2.5							●				●		●	
半精加工 / 精加工 Semi-fnishing/Finishing	CCGT060201SA/AM	0.1	0.02-0.15	0.10-1.4										●				
	CCGT060202SA/AM	0.2	0.02-0.15	0.10-1.4										●				
	CCGT060204SA	0.4	0.03-0.20	0.10-1.4										●				
	CCGT09T301SA/AM	0.1	0.02-0.15	0.10-2.4										●				
	CCGT09T302SA/AM	0.2	0.02-0.15	0.10-2.4										●				
	CCGT09T304SA	0.1	0.03-0.20	0.10-2.4										●				
	CCGT09T308SA	0.8	0.03-0.25	0.10-2.4										●				
钢 Steel											☆				★			
不锈钢 Stainless Steel											★			★				
铸铁 Cast Iron																		
有色金属 Nonferrous Metal																	★	
耐热合金 Heat Resistant Alloy											☆			★				
淬硬钢 Hardened Steel																		

★ 首选Preferred　☆ 可选optional　●标准库存standard stock　○订单生产order production

90° SCACR/L

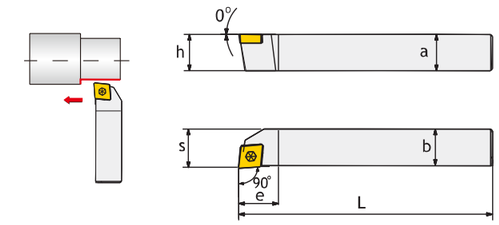

右手刀图例
Legend of right hand knife

型号 Model 右刀 Right hand	左刀 Left hand	库存 Stock R	L	尺寸 Size (mm) a	b	L	h	s	e	刀片 Insert	螺钉 Screw	扳手 Hex wrench
SCACR1010E06	SCACL1010E06	●	●	10	10	70	10	10.5	10	CC..T0602..	L60M2.5×5	T08
SCACR1212F09	SCACL1212F09	●	●	12	12	80	12	12.7	16	CC..T09T3..	L60M4×8	T15

* 刀片需单独订购。Blades to be ordered separately.　●标准库存Standard inventory　○订单生产The order production

95° SCLCR/L



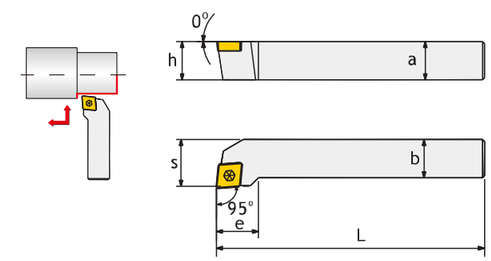

右手刀图例
Legend of right hand knife

型号 Model 右刀 Right hand	左刀 Left hand	库存 Stock R	L	尺寸 Size (mm) a	b	L	h	s	e	刀片 Insert	螺钉 Screw	扳手 Hex wrench
SCLCR1212F09	SCLCL1212F09	●	●	12	12	80	12	15	16	CC..T09T3..	L60M4×8	T15
SCLCR1616H09	SCLCL1616H09	●	●	16	16	100	16	20	16			
SCLCR2020K09	SCLCL2020K09	●	●	20	20	125	20	23	20			
SCLCR2020K12	SCLCL2020K12	●	●	20	20	125	20	24	25	CC..T1204..	L60M5×12	T20
SCLCR2525M12	SCLCL2525M12	●	●	25	25	150	25	29	25			
SCLCR3225P12	SCLCL3225P12	●	●	32	32	170	32	29	25			
SCLCR3232P12	SCLCL3232P12	●	●	32	32	170	32	36	38			

* 刀片需单独订购。Blades to be ordered separately.　●标准库存Standard inventory　○订单生产The order production

95° SCLCR/L(小径)


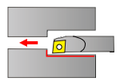
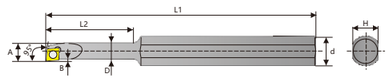

(STEEL钢)

型号 Model 右刀 Right hand	型号 Model 左刀 Left hand	库存 Stock R	库存 Stock L	尺寸 Size (mm) d	Ød	L2	L1	A	B	Min Cutting Diameter 最小加工直径	刀片 Insert	螺钉 Clamp Screw	扳手 Wrench
H1004K-SCLCR03-16	H1004K-SCLCL03-16	●	○	04	10	16	125	4.4	0.4	5	CC..03S	M1.6	T6
H1005K-SCLCR03-20	H1005K-SCLCL03-20	●	○	05	10	20	125	5.4	0.4	6			
H1005K-SCLCR04-20	H1005K-SCLCL04-20	●	○	05	10	20	125	5.4	0.4	6	CC..04T	M2.0	

* 刀片需单独订购。Blades to be ordered separately.

●标准库存Standard inventory ○订单生产The order production


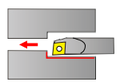
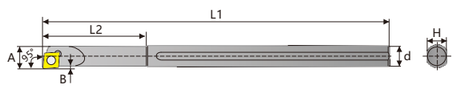

(CARBIDE 钨钢)

型号 Model 右刀 Right hand	型号 Model 左刀 Left hand	库存 Stock R	库存 Stock L	尺寸 Size (mm) Ød	L1	A	B	Min Cutting Diameter 最小加工直径	刀片 Insert	螺钉 Clamp Screw	扳手 Wrench
C04G-SCLCR-03	C04G-SCLCL-03	●	○	04	90	4.5	0.5	4.8	CC..03S1	M1.6	T6
C05H-SCLCR-03	C05H-SCLCL-03	●	○	05	100	5.5	0.5	5.8			
C06J-SCLCR-03	C06J-SCLCL-03	●	○	06	110	6.5	0.5	6.8			
C05H-SCLCR-04	C05H-SCLCL-04	●	○	05	100	5.5	0.5	5.8	CC..04T	M2.0	
C06J-SCLCR-04	C06J-SCLCL-04	●	○	06	110	6.5	0.5	6.8			
C07K-SCLCR-04	C07K-SCLCL-04	●	○	07	125	7.5	0.5	7.8			
C08K-SCLCR-04	C08K-SCLCL-04	●	○	08	125	8.5	0.5	8.8			

* 刀片需单独订购。Blades to be ordered separately.

●标准库存Standard inventory ○订单生产The order production


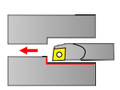
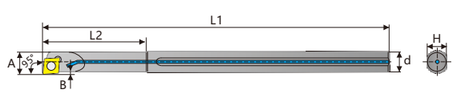

(CARBIDE WITH COOLANT中心出水)

型号 Model 右刀 Right hand	型号 Model 左刀 Left hand	库存 Stock R	库存 Stock L	尺寸 Size (mm) Ød	L1	A	B	Min Cutting Diameter 最小加工直径	刀片 Insert	Clamp Screw	扳手 Wrench
E04G-SCLCR-03	E04G-SCLCL-03	●	○	04	90	4.5	0.5	4.8	CC..03S1	M1.6	T6
E05H-SCLCR-03	E05H-SCLCL-03	●	○	05	100	5.5	0.5	5.8			
E06J-SCLCR-03	E06J-SCLCL-03	●	○	06	110	6.5	0.5	6.8			
E06J-SCLCR-04	E06J-SCLCL-04	●	○	06	110	6.5	0.5	6.8	CC..04T	M2.0	
E07K-SCLCR-04	E07K-SCLCL-04	●	○	07	125	7.5	0.5	7.8			
E08K-SCLCR-04	E08K-SCLCL-04	●	○	08	125	8.5	0.5	8.8			

* 刀片需单独订购。Blades to be ordered separately.

●标准库存Standard inventory ○订单生产The order production

95° SCLCR/L


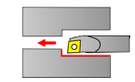
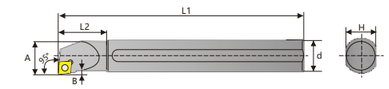

型号 Model 右刀 Right hand	型号 Model 左刀 Left hand	库存 Stock R	库存 Stock L	尺寸 Size (mm) Ød	L1	L2	F	a	Min Cutting Diameter 最小加工直径	刀片 Insert	螺钉 Clamp Screw	扳手 Wrench
S08H-SCLCR-06	S08H-SCLCL-06	●	○	8	100	20	5	0.5	10	CCMT 0602..	BFTX02506	TRX08
S10K-SCLCR-06	S10K-SCLCL-06	●	○	10	125	20	6	0.5	12			
S12M-SCLCR-06	S12M-SCLCL-06	●	○	12	150	20	7	0.5	14			
S12M-SCLCR-09	S12M-SCLCL-09	●	○	12	150	23	9	0.5	14	CCMT 09T3..	BFTX0407	TRX15
S14N-SCLCR-09	S14N-SCLCL-09	●	○	14	160	25	9	0.5	18			
S14N-SCLCR-06	S14N-SCLCL-06	●	○	14	160	25	9	0.5	18	CCGT 0602..	BFTX02506	TRX08
S16N-SCLCR-09	S16N-SCLCL-09	●	○	16	160	27	11	1	18	CCGT 09T3..	BFTX0407	TRX15
S20Q-SCLCR-09	S20Q-SCLCL-09	●	○	20	180	27	13	1	23			
S25R-SCLCR-09	S25R-SCLCL-09	●	○	25	200	40	15.5	1	28			
S32S-SCLCR-09	S32S-SCLCL-09	●	○	32	250	45	18	1.5	36			
S32S-SCLCR-12	S32S-SCLCL-12	●	○	32	250	45	18	1.5	36	CCGT 1204..	BFTX0511	
S40T-SCLCR-12	S40T-SCLCL-12	●	○	40	300	45	18	1.5	44			

* 刀片需单独订购。Blades to be ordered separately.

●标准库存Standard inventory ○订单生产The order production


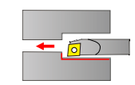
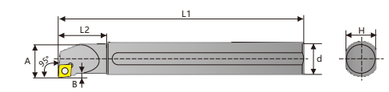

(CARBIDE 钨钢)

型号 Model 右刀 Right hand	型号 Model 左刀 Left hand	库存 Stock R	库存 Stock L	尺寸 Size (mm) Ød	L	A	B	Min Cutting Diameter 最小加工直径	刀片 Insert	螺钉 Clamp Screw	扳手 Wrench
C08K-SCLCR-06	C08K-SCLCL-06	●	○	8	125	09	1.0	10	CCGT 0602..	BFTX02506	TRX08
C10K-SCLCR-06	C10K-SCLCL-06	●	○	10	125	11	1.0	12			
C10M-SCLCR-06	C10M-SCLCL-06	●	○	10	150	11	1.0	12			
C12M-SCLCR-06	C12M-SCLCL-06	●	○	12	150	13	1.0	14			
C12Q-SCLCR-06	C12Q-SCLCL-06	●	○	12	180	13	1.0	14			
C12M-SCLCR-09	C12M-SCLCL-09	●	○	12	150	13.5	1.5	15	CCMT 09T3..	BFTX0407	TRX15
C16Q-SCLCR-09	C16Q-SCLCL-09	●	○	16	180	17	1.0	18			
C16R-SCLCR-09	C16R-SCLCL-09	●	○	16	200	17	1.0	18			
C20R-SCLCR-09	C20R-SCLCL-09	●	○	20	200	21	1.0	22			
C20S-SCLCR-09	C20S-SCLCL-09	●	○	20	250	21	2.5	25			

* 刀片需单独订购。Blades to be ordered separately.

●标准库存Standard inventory ○订单生产The order production


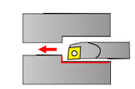
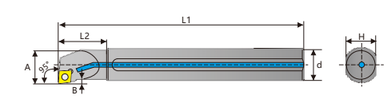

(CARBIDE WITH COOLANT中心出水)

型号 Model 右刀 Right hand	型号 Model 左刀 Left hand	库存 Stock R	库存 Stock L	尺寸 Size (mm) Ød	L	A	B	Min Cutting Diameter 最小加工直径	刀片 Insert	螺钉 Clamp Screw	扳手 Wrench
E08K-SCLCR-06	E08K-SCLCL-06	●	○	8	125	09	1.0	10	CCGT 0602..	BFTX02506	TRX08
E10K-SCLCR-06	E10K-SCLCL-06	●	○	10	125	11	1.0	12			
E10M-SCLCR-06	E10M-SCLCL-06	●	○	10	150	11	1.0	12			
E12M-SCLCR-06	E12M-SCLCL-06	●	○	12	150	13	1.0	14			
E12Q-SCLCR-06	E12Q-SCLCL-06	●	○	12	180	13	1.0	14			
E12M-SCLCR-09	E12M-SCLCL-09	●	○	12	150	13.5	1.5	15	CCMT 09T3..	BFTX0407	TRX15
E16Q-SCLCR-09	E16Q-SCLCL-09	●	○	16	180	17	1.0	18			
E16R-SCLCR-09	E16R-SCLCL-09	●	○	16	200	17	1.0	18			
E20R-SCLCR-09	E20R-SCLCL-09	●	○	20	200	21	1.0	22			
E20S-SCLCR-09	E20S-SCLCL-09	●	○	20	250	21	2.5	25			

* 刀片需单独订购。Blades to be ordered separately.

●标准库存Standard inventory ○订单生产The order production

75° SCKCR/L

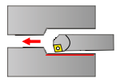

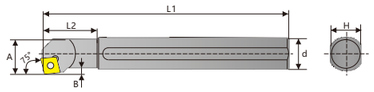

(STEEL钢)

型号 Model 右刀 Right hand	型号 Model 左刀 Left hand	库存 Stock R	库存 Stock L	尺寸 Size (mm) Ød	L1	L2	Min Cutting Diameter 最小加工直径	刀片 Insert		螺钉 Clamp Screw	扳手 Wrench
S08H-SCKCR-06	S08H-SCKCL-06	●	○	8	5	100	10	CCMT CCGT	0602..	BFTX02506	TRX08
S10K-SCKCR-06	S10K-SCKCL-06	●	○	10	6	125	12				
S12M-SCKCR-06	S12M-SCKCL-06	●	○	12	7	150	14				
S12M-SCKCR-09	S12M-SCKCL-09	●	○	12	8	150	16		09T3..	BFTX0407	TRX15
S16Q-SCKCR-09	S16Q-SCKCL-09	●	○	16	9	180	18				
S20R-SCKCR-09	S20R-SCKCL-09	●	○	20	12.5	200	25				
S25R-SCKCR-09	S25R-SCKCL-09	●	○	25	16	200	32				

* 刀片需单独订购。Blades to be ordered separately.

●标准库存Standard inventory ○订单生产The order production

93° SCZCR/L

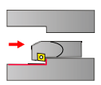



(STEEL钢)

型号 Model 右刀 Right hand	型号 Model 左刀 Left hand	库存 Stock R	库存 Stock L	尺寸 Size (mm) Ød	L	L1	L2	F	S	Min Cutting Diameter 最小加工直径	刀片 Insert		螺钉 Clamp Screw	扳手 Wrench
S08H-SCZCR-06	S08H-SCZCL-06	●	○	08	100	10	16	7	3	13	CCMT	0602..	BFTX02506	TRX08
S10K-SCZCR-06	S10K-SCZCL-06	●	○	10	125	10	20	8	3	12				
S12M-SCZCR-06	S12M-SCZCL-06	●	○	12	150	10	24	9	3	10				
S16N-SCZCR-09	S16N-SCZCL-09	●	○	16	160	15	32	12.5	4.5	9		09T3..	BFTX0407	TRX15
S20Q-SCZCR-09	S20Q-SCZCL-09	●	○	20	180	15	40	14.5	4.5	7				
S25R-SCZCR-09	S25R-SCZCL-09	●	○	25	200	15	50	17	4.5	7				

* 刀片需单独订购。Blades to be ordered separately.

●标准库存Standard inventory ○订单生产The order production

车削刀片(正型)
Turning Inserts (Positive)

DC..

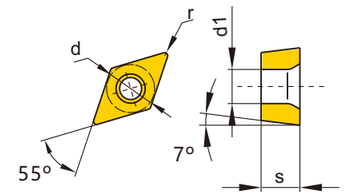

型号 Model	尺寸 Size (mm) d	s	d1
DC..0702 ..	6.35	2.38	2.8
DC..11T3 ..	9.525	3.97	4.4

刀片外形 Insert shape	型号 Model	r	进给fn mm/rev	切深ap mm	KC3110	KC3125	KC1115	KC1125	KC1135	KP1110	KP2120	KP2130	KP6105	KP6110	KT20	KCT20	KW20	KCW20
半精加工 Semi-Finishing 	DCMT070204GPK	0.4	0.06-0.15	0.3-2.0	●													
	DCMT070208GPK	0. 8	0.08-0.21	0.3-2.5	●													
	DCMT11T304GPK	0.4	0.08-0.21	0.3-2.5	●													
	DCMT11T308GPK	0.8	0.10-0.26	0.5-3.0	●													
半精加工 Semi-Finishing 	DCMT070202TMP	0.2	0.03-0.12	0.1-1.5			●	●			●	●						
	DCMT070204TMP	0.4	0.06-0.17	0.2-2.3			●	●			●	●						
	DCMT11T302TMP	0.2	0.04-0.22	0.1-2.0			●	●			●	●						
	DCMT11T304TMP	0.4	0.08-0.23	0.3-3.0			●	●			●	●						
	DCMT11T308TMP	0.8	0.10-0.30	0.5-3.0			●	●			●	●						
半精加工 Semi-Finishing 	DCMT070202	0.2	0.02-0.07	0.15-1.5						●	●							
	DCMT070204	0.4	0.05-0.16	0.35-2.1						●	●							
	DCMT11T302	0.2	0.02-0.07	0.15-2.3						●	●							
	DCMT11T304	0.4	0.05-0.16	0.35-3.1						●	●							
	DCMT11T308	0.8	0.10-0.32	0.70-3.1						●	●							
半精加工 Semi-Finishing 	DCMT070202-FA	0.2	0.05-0.16	0.35-2.1										●				
	DCMT11T302-FA	0.4	0.10-0.32	0.70-2.1										●				
半精加工 Semi-Finishing 	DCMT070202SM	0.2	0.05-0.16	0.35-1.5									●	●				
	DCMT070204SM	0.4	0.07-0.20	0.4-1.5									●	●				
	DCMT11T304SM	0.4	0.08-0.25	0.5-2.5									●	●				
	DCMT11T308SM	0.8	0.07-0.20	0.4-2.0									●	●				
	DCMT11T312SM	1.2	0.10-0.25	0.6-2.0									●	●				
半精加工 / 精加工 Semi-fnishing/Finishing 	DCMT070204FG	0.4	0.07-0.20	0.4-1.5											●			
	DCMT070208FG	0.8	0.07-0.20	0.4-1.5											●			
	DCMT11T304FG	0.4	0.10-0.25	0.6-1.5											●			
	DCMT11T308FG	0.8	0.10-0.25	0.6-2.0											●			
半精加工 / 精加工 Semi-fnishing/Finishing 	DCGT070202APK	0.2	0.01-0.20	0.05-3.0													●	
	DCGT070204APK	0.4	0.02-0.30	0.1-4.0													●	
	DCGT070208APK	0.8	0.03-0.40	0.1-4.0													●	
	DCGT11T302APK	0.2	0.02-0.30	0.05-4.0													●	
	DCGT11T304APK	0.4	0.03-0.50	0.1-5.0													●	
	DCGT11T308APK	0.8	0.03-0.50	0.1-5.0													●	
	DCGT11T312APK	1.2	0.04-0.60	0.15-5.0													●	

刀片材质及适用加工材料 Insert grades and application

	KC3110	KC3125	KC1115	KC1125	KC1135	KP1110	KP2120	KP2130	KP6105	KP6110	KT20	KCT20	KW20	KCW20
钢 Steel			★	★		☆	☆	☆			★			
不锈钢 Stainless Steel							★	★	★	★				
铸铁 Cast Iron		★												
有色金属 Nonferrous Metal													★	
耐热合金 Heat Resistant Alloy									★	★				
淬硬钢 Hardened Steel						★								

★ 首选Preferred ☆ 可选optional

●标准库存standard stock ○订单生产order production

车削刀片(正型)
Turning Inserts (Positive)

DC..

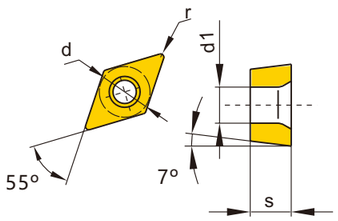

型号 Model	尺寸 Size (mm) d	s	d1
DC..0702 ..	6.35	2.38	2.8
DC..11T3 ..	9.525	3.97	4.4

刀片外形 Insert shape	型号 Model	r	进给fn mm/rev	切深ap mm	KC3110	KC3125	KC1115	KC1125	KC1135	KP1110	KP2120	KP2130	KP6105	KP6110	KT20	KCT20	KW20	KCW20
精加工 Finishing  (L有标准库存)	DCGT0702005R-F	0.05	0.01-0.06	0.04-1.3							●	●			●			
	DCGT0702005L-F	0.05	0.01-0.06	0.04-1.3							●	●			●			
	DCGT070201R-F	0.1	0.02-0.08	0.05-1.5							●	●			●			
	DCGT070201L-F	0.1	0.02-0.08	0.05-1.5							●	●			●			
	DCGT070202R-F	0.2	0.03-0.11	0.06-1.5							●	●			●			
	DCGT070202L-F	0.2	0.03-0.11	0.06-1.5							●	●			●			
	DCGT11T3005R-F	0.05	0.02-0.08	0.05-1.5							●	●			●			
	DCGT11T3005L-F	0.05	0.02-0.08	0.05-1.5							●	●			●			
	DCGT11T301R-F	0.1	0.03-0.11	0.06-1.7							●	●			●			
	DCGT11T301L-F	0.1	0.03-0.11	0.06-1.7							●	●			●			
	DCGT11T302R-F	0.2	0.04-0.15	0.08-2.0							●	●			●			
	DCGT11T302L-F	0.2	0.04-0.15	0.08-2.0							●	●			●			
半精加工 / 精加工 Semi-finishing/Finishing 	DCGT070201R-U	0.1	0.02-0.08	0.05-1.5							●	●			●		●	
	DCGT070201L-U	0.1	0.02-0.08	0.05-1.5							●	●			●		●	
	DCGT070202R-U	0.2	0.03-0.11	0.06-1.5							●	●			●		●	
	DCGT070202L-U	0.2	0.03-0.11	0.06-1.5							●	●			●		●	
	DCGT070204R-U	0.4	0.04-0.15	0.08-1.5							●	●			●		●	
	DCGT070204L-U	0.4	0.04-0.15	0.08-1.5							●	●			●		●	
	DCGT11T301R-U	0.1	0.03-0.11	0.06-1.7							●	●		●	●		●	
	DCGT11T301L-U	0.1	0.03-0.11	0.06-1.7							●	●		●	●		●	
	DCGT11T302R-U	0.2	0.04-0.15	0.08-2.0							●	●			●		●	
	DCGT11T302L-U	0.2	0.04-0.15	0.08-2.0							●	●			●		●	
	DCGT11T304R-U	0.4	0.05-0.2	1.0-2.5							●	●			●		●	
	DCGT11T304L-U	0.4	0.05-0.2	1.0-2.5							●	●			●		●	
半精加工 / 精加工 Semi-finishing/Finishing 	DCGT070201SA/AM	0.1	0.02-0.15	0.10-1.4										●				
	DCGT070202SA/AM	0.2	0.02-0.15	0.10-1.4										●				
	DCGT070204SA/AM	0.4	0.03-0.20	0.10-1.4										●				
	DCGT11T301SA/AM	0.1	0.02-0.15	0.10-2.4										●				
	DCGT11T302SA/AM	0.2	0.02-0.15	0.10-2.4										●				
	DCGT11T304SA/AM	0.4	0.03-0.20	0.10-2.4										●				
钢 Steel											☆	☆			★			
不锈钢 Stainless Steel											★	★		★				
铸铁 Cast Iron																		
有色金属 Nonferrous Metal															★		★	
耐热合金 Heat Resistant Alloy														★				
淬硬钢 Hardened Steel																		

刀片材质及适用加工材料 Insert grades and application

★ 首选Preferred　☆ 可选optional　●标准库存standard stock　○订单生产order production

90° SDACR/L

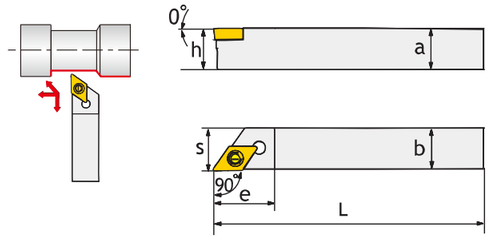

右手刀图例
Legend of right hand knife

型号 Model 右刀 Right hand	左刀 Left hand	库存 Stock R	L	尺寸 Size (mm) a	b	L	h	s	e	刀片 Insert	螺钉 Screw	扳手 Hex wrench
SDACR1010E07	SDACL1010E07	●	●	10	10	70	10	10.5	15	DC..T0702..	L60M2.5×5	T08
SDACR1212F11	SDACL1212F11	●	●	12	12	12	12	12.5	20	DC..T11T3..	L60M4×8	T15
SDACR1616H11	SDACL1616H11	●	●	16	16	16	16	16.7	20			

* 刀片需单独订购。Blades to be ordered separately.　●标准库存Standard inventory　○订单生产The order production

93° SDJCR/L

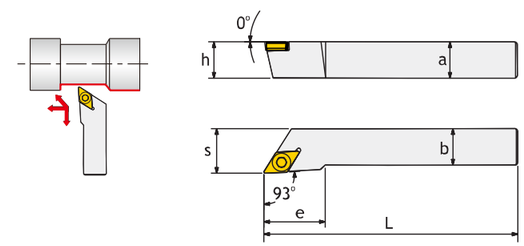

右手刀图例
Legend of right hand knife

型号 Model 右刀 Right hand	左刀 Left hand	库存 Stock R	L	尺寸 Size (mm) a	b	L	h	s	e	刀片 Insert	螺钉 Screw	扳手 Hex wrench
SDJCR1010E07	SDJCR1010E07	●	●	10	10	70	10	12	15	DC..T0702..	L60M2.5×5	T08
SDJCR1212F07	SDJCR1212F07	●	●	12	12	80	12	14	15			
SDJCR1616H07	SDJCR1616H07	●	●	16	16	100	16	18	18			
SDJCR2020K07	SDJCR2020K07	●	●	20	20	125	20	22	18	DC..T11T3..	L60M4×8	T15
SDJCR1616H11	SDJCR1616H11	●	●	16	16	100	16	19	20			
SDJCR2020K11	SDJCR2020K11	●	●	20	20	125	20	23	26			
SDJCR2525M11	SDJCR2525M11	●	●	25	25	150	25	28	26			
SDJCR3225P11	SDJCR3225P11	●	●	32	32	170	32	28	26			
SDJCR3232P11	SDJCR3232P11	●	●	32	32	170	32	35	31			

* 刀片需单独订购。Blades to be ordered separately.　●标准库存Standard inventory　○订单生产The order production

60° 30' SDNCN



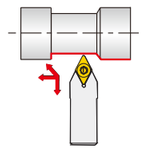

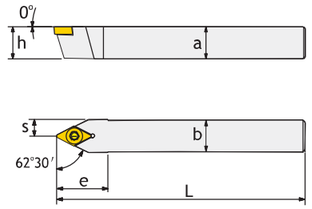

型号 Model	库存 Stock	尺寸 Size (mm) a	b	L	h	s	e	刀片 Insert	螺钉 Screw	扳手 Hex wrench
SDNCN1010E07	●	10	10	70	10	5	16	DC..T0702..	L60M2.5×5	T08
SDNCN1212F07	●	12	12	80	12	6	20			
SDNCN1212H11	●	12	12	100	12	6	22	DC..T11T3..	L60M4×8	T15
SDNCN1616H11	●	16	16	100	16	8	22			
SDNCN2020K11	●	20	20	125	20	10	22			
SDNCN2525M11	●	25	25	150	25	12.5	22			

* 刀片需单独订购。Blades to be ordered separately.

●标准库存Standard inventory ○订单生产The order production

93° SDUCR/L

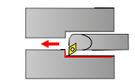

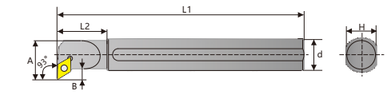

(STEEL钢)

型号 Model 右刀 Right hand	型号 Model 左刀 Left hand	库存 Stock R	L	尺寸 Size (mm) Ød	L1	L2	F	a	S	Min Cutting Diameter 最小加工直径	刀片 Insert		螺钉 Clamp Screw	扳手 Wrench
S10K-SDUCR-07	S10K-SDUCL-07	●	○	10	125	20	8.3	0.5	3.3	14	DCMW DCMT DCGW	0702..	BFTX02506	TRX08
S12M-SDUCR-07	S12M-SDUCL-07	●	○	12	150	25	9.3	0.5	3.3	16				
S16Q--SDUCR-07	S16Q-SDUCL-07	●	○	16	180	25	11.3	1	3.3	20				
S20QSDUCR-11	S20Q-SDUCL-11	●	○	20	180	30	16.1	1	6.1	26		11T3..	BFTX0407	TRX15
S25R-SDUCR-11	S25R-SDUCL-11	●	○	25	200	40	18.6	1	6.1	32				
S32S-SDUCR-11	S32S-SDUCL-11	●	○	32	250	50	22.1	1	6.1	40				
S40T-SDUCR-11	S40T-SDUCL-11	●	○	40	300	60	27	1	6.1	50				

* 刀片需单独订购。Blades to be ordered separately.

●标准库存Standard inventory ○订单生产The order production

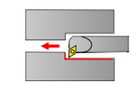

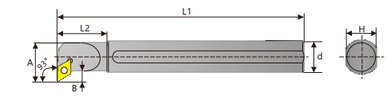

(CARBIDE 钨钢)

型号 Model 右刀 Right hand	型号 Model 左刀 Left hand	库存 Stock R	L	尺寸 Size (mm) Ød	L	A	B	Min Cutting Diameter 最小加工直径	刀片 Insert		螺钉 Clamp Screw	扳手 Wrench
C08K-SDUCR-07	C08K-SDUCL-07	●	○	08	125	11	3.0	12	DCMW DCMT DCGW	0702..	M2.5	T8
C10M-SDUCR-07	C10M-SDUCL-07	●	○	10	150	13	3.0	14				
C12Q-SDUCR-07	C12Q-SDUCL-07	●	○	12	180	15	3.0	16				
C14Q-SDUCR-07	C14Q-SDUCL-07	●	○	14	180	17	3.0	18				
C16R-SDUCR-07	C16R-SDUCL-07	●	○	16	200	19	3.0	20				
C16R-SDUCR-11	C16R-SDUCL-11	●	○	16	200	20	4.0	21		11T3..	M4.0	T15
C20S-SDUCR-11	C20S-SDUCL-11	●	○	20	250	24	4.0	25				

* 刀片需单独订购。Blades to be ordered separately.

●标准库存Standard inventory ○订单生产The order production

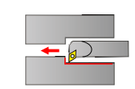

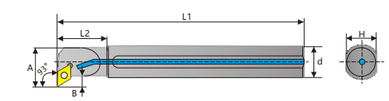

(CARBIDE WITH COOLANT中心出水)

型号 Model 右刀 Right hand	型号 Model 左刀 Left hand	库存 Stock R	L	尺寸 Size (mm) Ød	L	A	B	Min Cutting Diameter 最小加工直径	刀片 Insert		螺钉 Clamp Screw	扳手 Wrench
E08K-SDUCR-07	E08K-SDUCL-07	●	○	08	125	11	3.0	12	DCMW DCMT DCGW	0702..	M2.5	T8
E10M-SDUCR-07	E10M-SDUCL-07	●	○	10	150	13	3.0	14				
E12Q-SDUCR-07	E12Q-SDUCL-07	●	○	12	180	15	3.0	16				
E14Q-SDUCR-07	E14Q-SDUCL-07	●	○	14	180	17	3.0	18				
E16R-SDUCR-07	E16R-SDUCL-07	●	○	16	200	19	3.0	20				
E16R-SDUCR-11	E16R-SDUCL-11	●	○	16	200	20	4.0	21		11T3..	M4.0	T15
E20S-SDUCR-11	E20S-SDUCL-11	●	○	20	250	24	4.0	25				

* 刀片需单独订购。Blades to be ordered separately.

●标准库存Standard inventory ○订单生产The order production

107.5° SDQCR/L

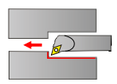

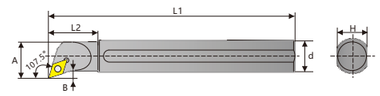

(STEEL钢)

型号 Model 右刀 Right hand	型号 Model 左刀 Left hand	库存 Stock R	库存 Stock L	尺寸 Size (mm) Ød	L1	L2	F	a	S	Min Cutting Diameter 最小加工直径	刀片 Insert	螺钉 Clamp Screw	扳手 Wrench
S10K-SDQCR-07	S10K-SDQCL-07	●	○	10	125	20	8	0.5	3.0	13	DCMT DCGT 0702..	BFTX02506	TRX08
S12M-SDQCR-07	S12M-SDQCL-07	●	○	12	150	20	9.5	0.5	3.5	16			
S16Q-SDQCR-07	S16Q-SDQCL-07	●	○	16	180	30	12	1	4	20			
S20Q-SDQCR-11	S20Q-SDQCL-11	●	○	20	180	40	14.5	1	4.5	25	DCMT DCGT 11T3..	BFTX0407	TRX15
S25R-SDQCR-11	S25R-SDQCL-11	●	○	25	200	40	17	1	6	32			
S32S-SDQCR-11	S32S-SDQCL-11	●	○	32	250	50	22	1	6	40			

* 刀片需单独订购。Blades to be ordered separately.

●标准库存Standard inventory ○订单生产The order production

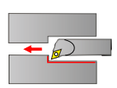

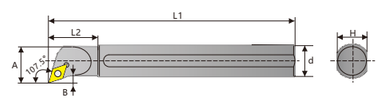

(CARBIDE 钨钢)

型号 Model 右刀 Right hand	型号 Model 左刀 Left hand	库存 Stock R	库存 Stock L	尺寸 Size (mm) Ød	L	A	B	Min Cutting Diameter 最小加工直径	刀片 Insert	螺钉 Clamp Screw	扳手 Wrench
C08K-SDQCR-07	C08K-SDQCL-07	●	○	08	125	11	3.0	12	DCMT DCGT 0702..	BFTX02506	TRX08
C10M-SDQCR-07	C10M-SDQCL-07	●	○	10	150	13	3.0	14			
C12Q-SDQCR-07	C12Q-SDQCL-07	●	○	12	180	15	3.0	16			
C14Q-SDQCR-07	C14Q-SDQCL-07	●	○	14	180	17	3.0	18			
C16R-SDQCR-07	C16R-SDQCL-07	●	○	16	200	19	3.0	20			
C16R-SDQCR-11	C16R-SDQCL-11	●	○	16	200	20	4.0	21	11T3..	BFTX0407	TRX15
C20S-SDQCR-11	C20S-SDQCL-11	●	○	20	250	24	4.0	25			

* 刀片需单独订购。Blades to be ordered separately.

●标准库存Standard inventory ○订单生产The order production

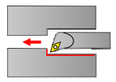

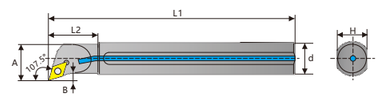

(CARBIDE WITH COOLANT中心出水)

型号 Model 右刀 Right hand	型号 Model 左刀 Left hand	库存 Stock R	库存 Stock L	尺寸 Size (mm) Ød	L	A	B	Min Cutting Diameter 最小加工直径	刀片 Insert	螺钉 Clamp Screw	扳手 Wrench
E08K-SDQCR-07	E08K-SDQCL-07	●	○	08	125	11	3.0	12	DCMT DCGT 0702..	BFTX02506	TRX08
E10M-SDQCR-07	E10M-SDQCL-07	●	○	10	150	13	3.0	14			
E12Q-SDQCR-07	E12Q-SDQCL-07	●	○	12	180	15	3.0	16			
E14Q-SDQCR-07	E14Q-SDQCL-07	●	○	14	180	17	3.0	18			
E16R-SDQCR-07	E16R-SDQCL-07	●	○	16	200	19	3.0	20			
E16R-SDQCR-11	E16R-SDQCL-11	●	○	16	200	20	4.0	21	11T3..	BFTX0407	TRX15
E20S-SDQCR-11	E20S-SDQCL1-1	●	○	20	250	24	4.0	25			

* 刀片需单独订购。Blades to be ordered separately.

●标准库存Standard inventory ○订单生产The order production

122° SDJCR/L

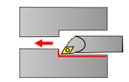

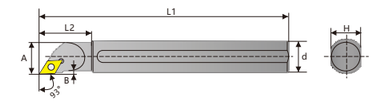

(STEEL钢)

型号 Model 右刀 Right hand	型号 Model 左刀 Left hand	库存 Stock R	库存 Stock L	尺寸 Size (mm) Ød	L1	L2	F	H	Min Cutting Diameter 最小加工直径	Standard corner radius	刀片 Insert	螺钉 Clamp Screw	扳手 Wrench
S10K-SDJCR-07	S10K-SDJCL-07	●	○	10	125	18	6	9	12	0.2	DCMT DCGT 0702..	BFTX02506	TRX08
S12M-SDJCR-07	S12M-SDJCL-07	●	○	12	150	25	7	11	14				
S16N-SDJCR-07	S16N-SDJCL-07	●	○	16	160	30	9	15	18				
S20Q-SDJCR-11	S20Q-SDJCL-11	●	○	20	180	40	11.5	18	22		DCMT DCGT 11T3..	BFTX0407	TRX15
S25R-SDJCR-11	S25R-SDJCL-11	●	○	25	200	45	14	23	28				

* 刀片需单独订购。Blades to be ordered separately.

●标准库存Standard inventory ○订单生产The order production

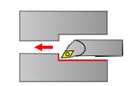

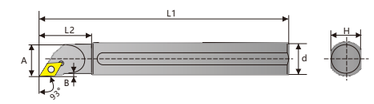

(CARBIDE 钨钢)

型号 Model 右刀 Right hand	型号 Model 左刀 Left hand	库存 Stock R	库存 Stock L	尺寸 Size (mm) Ød	L1	A	B	Min Cutting Diameter 最小加工直径	Standard corner radius	刀片 Insert	螺钉 Clamp Screw	扳手 Wrench
C08K-SDJCR-07	C08K-SDJCL-07	●	○	08	125	09	1.0	10	0.2	DCMT DCGT 0702..	BFTX02506	TRX08
C10M-SDJCR-07	C10M-SDJCL-07	●	○	10	150	11	1.0	12				
C12Q-SDJCR-07	C12Q-SDJCL-07	●	○	12	180	13	1.0	14				
C14Q-SDJCR-07	C14Q-SDJCL-07	●	○	14	180	15	1.0	16				
C16R-SDJCR-07	C16R-SDJCL-07	●	○	16	200	17	1.0	18				
C16R-SDJCR-11	C16R-SDJCL-11	●	○	16	200	17	1.0	18		DCMT DCGT 11T3..	BFTX0407	TRX15
C20S-SDJCR-11	C20S-SDJCL-11	●	○	20	250	21	1.0	22				

* 刀片需单独订购。Blades to be ordered separately.

●标准库存Standard inventory ○订单生产The order production

62. 5° SDWCR/L

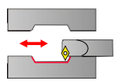

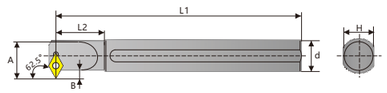

(STEEL钢)

型号 Model 右刀 Right hand	型号 Model 左刀 Left hand	库存 Stock R	库存 Stock L	尺寸 Size (mm) Ød	L1	L2	F	S	Min Cutting Diameter 最小加工直径	Standard corner radius	刀片 Insert	螺钉 Clamp Screw	扳手 Wrench
S12M-SDWCR-07	S12M-SDWCL-07	●	○	12	150	3	6	4.5	17	0. 2	DCMT DCGT	0702.. BFTX02506	TRX08
S16N-SDWCR-07	S16N-SDWCL-07	●	○	16	160	3	7	4.5	21				
S20Q-SDWCR-07	S20Q-SDWCL-07	●	○	20	180	3	9	4.5	25				
S25R-SDWCR-11	S25R-SDWCL-11	●	○	25	200	4.7	11.5	4.5	30			11T3.. BFTX0407	TRX15
S32S-SDWCR-11	S32S-SDWCL-11	●	○	32	250	4.7	14	4.5	37				

* 刀片需单独订购。 Blades to be ordered separately.

●标准库存Standard inventory ○订单生产The order production

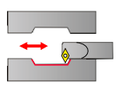

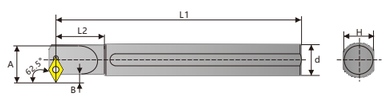

(CARBIDE 钨钢)

型号 Model 右刀 Right hand	型号 Model 左刀 Left hand	库存 Stock R	库存 Stock L	尺寸 Size (mm) Ød	L1	A	B	Min Cutting Diameter 最小加工直径	Standard corner radius	刀片 Insert	螺钉 Clamp Screw	扳手 Wrench
C08K-SDWCR-07	C08K-SDWCL-07	●	○	08	125	11	3.0	12	0. 2	DCMT DCGT	0702.. BFTX02506	TRX08
C10M-SDWCR-07	C10M-SDWCL-07	●	○	10	150	13	3.0	14				
C12Q-SDWCR-07	C12Q-SDWCL-07	●	○	12	180	16	3.0	16				
C14Q-SDWCR-07	C14Q-SDWCL-07	●	○	14	180	18	3.0	18				
C16R-SDWCR-07	C16R-SDWCL-07	●	○	16	200	20	3.0	20				
C20S-SDWCR-11	C20S-SDWCL-11	●	○	20	250	25	5.0	27			11T3.. BFTX0407	TRX15

* 刀片需单独订购。 Blades to be ordered separately.

●标准库存Standard inventory ○订单生产The order production

车削刀片(正型)
Turning Inserts (Positive)

RC..

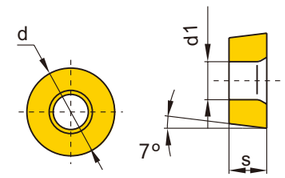

型号 Model	尺寸 Size (mm) d	s	d1
RC..0602MO	6	2.38	2.8
RC..0803MO	8	3.18	3.4
RC..1003MO	10	3.18	3.6
RC..1204MO.	12	4.76	4.2

刀片外形 Insert shape	型号 Model	r	进给fn mm/rev	切深ap mm	KC3110	KC3125	KC1115	KC1125	KC1135	KP1110	KP2120	KP2130	KP6105	KP6110	KT20	KCT20	KW20	KCW20
精加工 Finishing 	RCMT0602MO	6.0	0.06-0.15	0.2-2.0			●											
	RCMT0803MO	8.0	0.08-0.21	0.3-2.5			●											
	RCMT10T3MO	10.0	0.25-0.50	1.5-4.0			●											
	RCMT1204MO	12.0	0.30-0.60	2.5-5.0			●											
精加工 Finishing 	RCMT0602M0-61	6.0	0.07-0.35	0.6-2.4											●			
	RCMT0803M0-61	8.0	0.08-0.56	0.8-2.4											●			
	RCMM1003M0-61	10.0	0.12-0.56	0.4-2.5											●			
	RCMM1204M0-61	12.0	0.13-0.57	0.3-2.5											●			
精加工 Finishing 	RCKT10T3MO-WM	10.0	0.10-0.30												●			
	RCKT1204MO-WM	12.0	0.10-0.42												●			
精加工 Finishing 	RCGT0602MO-APK	6.0	0.05-0.20	0.5-2.0													●	
	RCGT0803MO-APK	8.0	0.05-0.25	0.5-2.5													●	
	RCGT1003MO-APK	10.0	0.10-0.30	1.0-3.0													●	
	RCGT10T3MO-APK	10.0	0.10-0.30	1.0-3.0													●	
	RCGT1204MO-APK	12.0	0.10-0.35	1.0-3.5													●	
钢 Steel							★								★			
不锈钢 Stainless Steel																		
铸铁 Cast Iron																		
有色金属 Nonferrous Metal																	★	
耐热合金 Heat Resistant Alloy																		
淬硬钢 Hardened Steel																		

★ 首选Preferred ☆ 可选optional

●标准库存standard stock ○订单生产order production

PRDCN

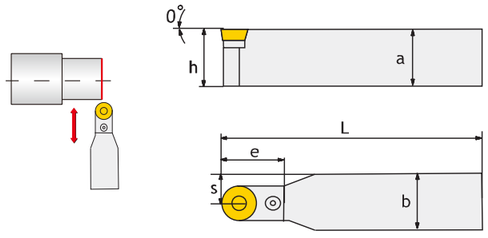

型号 Model	库存 Stock	尺寸 Size (mm) a	b	L	h	s	e	刀片 Insert	刀垫 Shim	锁销 Screw	压板 Lever	压板螺钉 Shim pin	扳手 Hex wrench
PRDCN2020K12	●	20	20	125	20	10	25	RCMX1204..	PR1204	VHX0613	LCL12C	SP3	S2.5
PRDCN2525M12	●	25	25	150	25	12.5	25						
PRDCN2525M16	●	25	25	150	25	40	35	RCMX1606..	PR1604	VHX0621	LCL16C	SP4	S2.5
PRDCN3232P16	●	32	32	170	32	16	32						
PRDCN3232P20	●	32	32	170	32	16	40	RCMX2006..	PR2004	VHX0825	LCL20C	SP5	S3
PRDCN4040T20	●	40	40	300	40	20	45						
PRDCN3232P25	●	32	32	170	32	16	45	RCMX2507..	PR2506	VHX1030	LCL25C	SP6	S4
PRDCN4040T25	●	40	40	300	40	20	50						

* 刀片需单独订购。Blades to be ordered separately.

●标准库存Standard inventory ○订单生产The order production

PRACR/L



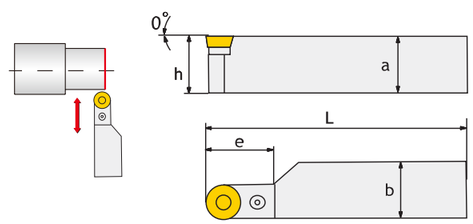

右手刀图例

Legend of right hand knife

型号 Model 右刀 Right hand	型号 Model 左刀 Left hand	库存 Stock R	库存 Stock L	尺寸 Size (mm) a	b	L	h	e	刀片 Insert	刀垫 Shim	锁销 Screw	压板 Lever	压板螺钉 Shim pin	扳手 Hex wrench
PRACR2020K12	PRACL2020K12	●	●	20	20	125	20	30	RCMX1204..	PR1204	VHX0613	LCL12C	SP3	S2.5
PRACR2525M12	PRACL2525M12	●	●	25	25	150	25	30						
PRACR2525M16	PRACL2525M16	●	●	25	25	150	25	35	RCMX1606..	PR1604	VHX0621	LCL16C	SP4	S2.5
PRACR3232P16	PRACL3232P16	●	●	32	32	170	32	35						
PRACR3232P20	PRACL3232P20	●	●	32	32	170	32	40	RCMX2006..	PR2004	VHX0825	LCL20C	SP5	S3
PRACR4040T20	PRACL4040T20	●	●	40	40	300	40	50						
PRACR3232P25	PRACL3232P25	●	●	32	32	170	32	45	RCMX2507..	PR2506	VHX1030	LCL25C	SP6	S4
PRACR4040T25	PRACL4040T25	●	●	40	40	300	40	50						

* 刀片需单独订购。Blades to be ordered separately.

●标准库存Standard inventory ○订单生产The order production

PRGCR/L

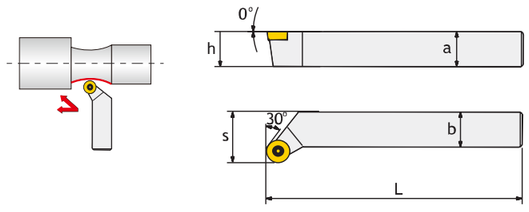

右手刀图例

Legend of right hand knife

型号 Model 右刀 Right hand	型号 Model 左刀 Left hand	库存 Stock R	库存 Stock L	尺寸 Size (mm) a	b	L	h	e	刀片 Insert	刀垫 Shim	锁销 Screw	压板 Lever	压板螺钉 Shim pin	扳手 Hex wrench
PRGCR2020K12	PRGCL2020K12	●	●	20	20	125	20	25	RCMX1204..	PR1204	VHX0613	LCL12C	SP3	S2.5
PRGCR2525M12	PRGCL2525M12	●	●	25	25	150	25	32						
PRGCR2525M16	PRGCL2525M16	●	●	25	25	150	25	35	RCMX1606..	PR1604	VHX0621	LCL16C	SP4	S2.5
PRGCR3232P16	PRGCL3232P16	●	●	32	32	170	32	42						
PRGCR3232P20	PRGCL3232P20	●	●	32	32	170	32	40	RCMX2006..	PR2004	VHX0825	LCL20C	SP5	S3
PRGCR3232T20	PRGCL3232T20	●	●	40	40	300	40	50						
PRGCR3232P25	PRGCL3232P25	●	●	32	32	170	32	45	RCMX2507..	PR2506	VHX1030	LCL25C	SP6	S4
PRGCR4040T25	PRGCL4040T25	●	●	40	40	300	40	56						

* 刀片需单独订购。Blades to be ordered separately.

●标准库存Standard inventory ○订单生产The order production

SRGCR/L

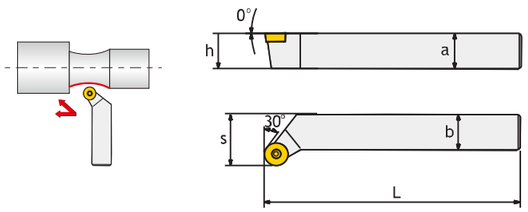

右手刀图例

Legend of right hand knife

型号 Model 右刀 Right hand	型号 Model 左刀 Left hand	库存 Stock R	库存 Stock L	尺寸 Size (mm) a	b	L	h	s	刀片 Insert	刀垫 Shim	刀垫螺钉 Screw	扳手 Wrench	刀片螺钉 Screw	扳手 Wrench
SRGCR2020K10	SRGCL2020K10	●	●	20	20	125	20	25	RC..T10T3..	–	–	T15	L60M3.5×10	–
SRGCR2525M10	SRGCL2525M10	●	●	25	25	150	25	32						
SRGCR2020K12	SRGCL2020K12	●	●	20	20	125	20	27	RC..T1204..	–	–	T15	L60M3.5×12	–
SRGCR2525M12	SRGCL2525M12	●	●	25	25	150	25	32						
SRGCR3232P12	SRGCL3232P12	●	●	32	32	170	32	32	RC..T1606..	R16BS	SM0614	T20	L60M4×16	S4
SRGCR2525M16	SRGCL2525M16	●	●	25	25	150	25	32						
SRGCR3232P16	SRGCL3232P16	●	●	32	32	170	32	40						
SRGCR3232P20	SRGCL3232P20	●	●	32	32	170	32	40	RCMX2006	R20BS	SM0814	T20	L60M5×16-8.1	S5
SRGCR4040S20	SRGCL4040S20	●	●	40	40	250	40	48						

* 刀片需单独订购。Blades to be ordered separately.

●标准库存Standard inventory ○订单生产The order production

0° SRDCN

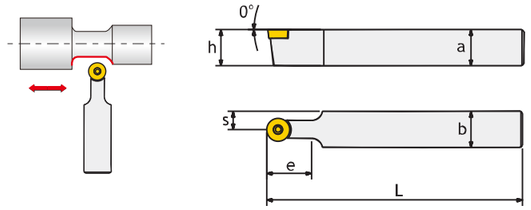

型号 Model	库存 Stock	尺寸 Size (mm) a	b	L	h	s	e	刀片 Insert	刀垫 Shim	刀垫螺钉 Screw	扳手 Wrench	刀片螺钉 Screw	扳手 Wrench
SRDCN2020K06	●	20	20	125	20	10	11	RC..T0602..	–	–	T08	L60M2.5×5	–
SRDCN2525M06	●	25	25	150	25	12.5	11						
SRDCN2020K08	●	20	20	125	20	10	16	RC..T0803..	–	–	T09	L60M3×7	–
SRDCN2525M08	●	25	25	150	25	12.5	16						
SRDCN2020K10	●	20	20	125	20	10	25	RC..T10T3..	–	–	T15	L60M3.5×10	–
SRDCN2525M10	●	25	25	150	25	12.5	25						
SRDCN2020K12	●	20	20	125	20	10	35	RC..T1204..	–	–	T15	L60M3.5×12	–
SRDCN2525M12	●	25	25	150	25	12.5	35						
SRDCN3225P12	●	32	25	170	32	16	35						
SRDCN2525M16	●	25	25	150	25	12.5	35	RC..T1606..	R16BS	SM0614	T20	L60M4×16	S4
SRDCN3232P16	●	32	32	170	32	16	40						
SRDCN3232P20	●	32	32	170	32	16	40	RC..MX2006	R20BS	SM0814	T20	L60M5×16-8.1	S5
SRDCN4040S20	●	40	40	250	40	20	40						

* 刀片需单独订购。Blades to be ordered separately.

●标准库存Standard inventory ○订单生产The order production

SRACR/L

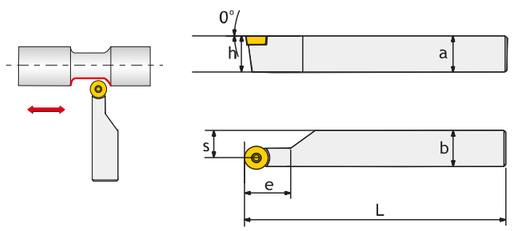

右手刀图例
Legend of right hand knife

型号 Model 右刀 Right hand	型号 Model 左刀 Left hand	库存 Stock R	L	尺寸 Size (mm) a	b	L	h	e	刀片 Insert	刀垫 Shim	刀垫螺钉 Screw	扳手 Wrench	刀片螺钉 Screw	扳手 Wrench
SRACR2020K06	SRACL2020K06	●	●	20	20	125	20	15	RC..T0602..	–	–	T08	L60M2.5×5	–
SRACR2525M06	SRACL2525M06	●	●	25	25	150	25	23						
SRACR2020K08	SRACL2020K08	●	●	20	20	125	20	18	RC..T0803..	–	–	T09	L60M3×7	–
SRACR2525M08	SRACL2525M08	●	●	25	25	150	25	33						
SRACR2020K10	SRACL2020K10	●	●	20	20	125	20	20	RC..T10T3..	–	–	T15	L60M3.5×10	–
SRACR2525M10	SRACL2525M10	●	●	25	25	150	25	25						
SRACR2020K12	SRACL2020K12	●	●	20	20	125	20	28	RC..T1204..	–	–	T15	L60M3.5×12	–
SRACR2525M12	SRACL2525M12	●	●	25	25	150	25	28						
SRACR3225P12	SRACL3225P12	●	●	32	25	170	32	28						
SRACR2525M16	SRACL2525M16	●	●	25	25	150	25	35	RC..T1606..	R16BS	SM0614	T15	L60M4×16	S4
SRACR3232P16	SRACL3232P16	●	●	32	32	170	32	40						
SRACR3232P20	SRACL3232P20	●	●	32	32	170	32	40	RCMX2006	R20BS	SM0814	T20	L60M5×16-8.1	S5
SRACR4040S20	SRACL4040S20	●	●	40	40	250	40	55						

* 刀片需单独订购。Blades to be ordered separately.

●标准库存Standard inventory ○订单生产The order production

车削刀片(正型)
Turning Inserts (Positive)

SC..

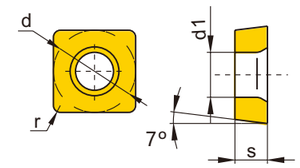

型号 Model	尺寸 Size (mm) d	s	d1
SC..09T304..	9.525	3.97	4.4
SC..120404..	12.7	4.76	5.5

刀片外形 Insert shape	型号 Model	刀片材质及适用加工材料 Insert grades and application r	进给fn mm/rev	切深ap mm	KC3110	KC3125	KC1115	KC1125	KC1135	KP1110	KP2120	KP2130	KP6105	KP6110	KT20	KCT20	KW20	KCW20
半精加工 Semi-Finishing 	SCMT09T304GPK	0.4	0.08-0.25	0.3-3.0	●													
	SCMT09T308GPK	0.8	0.10-0.30	0.5-3.0	●													
	SCMT120408GPK	0.8	0.12-0.35	0.6-4.0	●													
	SCMT120412GPK	1.2	0.15-0.40	0.9-4.0	●													
半精加工 Semi-Finishing 	SCMT09T304TMP	0.4	0.08-0.23	0.3-3.0			●				●							
	SCMT09T308TMP	0.8	0.10-0.30	0.5-3.0			●				●							
	SCMT120408TMP	0.8	0.09-0.27	0.3-3.6			●				●							
	SCMT120412TMP	1.2	0.12-0.36	0.6-3.6			●				●							
半精加工 Semi-Finishing 	SCGT09T302APK	0.2	0.02-0.30	0.1-4.0													●	
	SCGT09T304APK	0.4	0.04-0.40	0.1-5.0													●	
	SCGT09T308APK	0.8	0.03-0.40	0.1-5.0													●	
	SCGT120404APK	0.4	0.03-0.50	0.1-5.0													●	
	SCGT120408APK	0.8	0.04-0.60	0.15-5.5													●	
钢 Steel							★				☆							
不锈钢 Stainless Steel											★							
铸铁 Cast Iron					★													
有色金属 Nonferrous Metal																	★	
耐热合金 Heat Resistant Alloy											☆							
淬硬钢 Hardened Steel										★								

★ 首选Preferred ☆ 可选optional

●标准库存standard stock ○订单生产order production

75° SSBCR/L



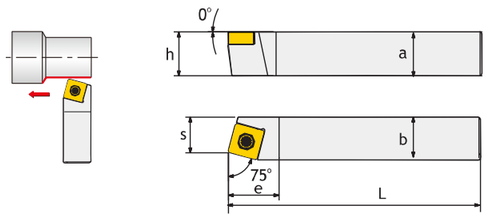

右手刀图例
Legend of right hand knife

型号 Model 右刀 Right hand	型号 Model 左刀 Left hand	库存 Stock R	库存 Stock L	尺寸 Size (mm) a	b	L	h	s	e	刀片 Insert	螺钉 Screw	扳手 Hex wrench
SSBCR1212F09	SSBCL1212F09	●	●	12	12	80	12	11	14	SC..T09T3..	I60M4×8	T15
SSBCR1616H09	SSBCL1616H09	●	●	16	16	100	16	13	16			
SSBCR2020K12	SSBCL2020K12	●	●	20	20	125	20	17	25	SC..T1204..	I60M5×12	T20
SSBCR2525M12	SSBCL2525M12	●	●	25	25	150	25	22	25			
SSBCR3232P12	SSBCL3232P12	●	●	32	32	170	32	27	28			

* 刀片需单独订购。Blades to be ordered separately.

●标准库存Standard inventory ○订单生产The order production

45° SSDCN

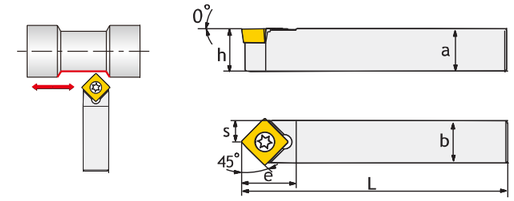

型号 Model	库存 Stock	尺寸 Size (mm) a	b	L	h	s	e	刀片 Insert	螺钉 Screw	扳手 Hex wrench
SSDCN1212F09	●	12	12	80	12	6	16	SC..T09T3..	L60M4×8	T15
SSDCN1616H09	●	16	16	100	16	8	16			
SSDCN2020K09	●	20	20	125	20	10	16			
SSDCN2525M09	●	25	25	150	25	12.5	25			
SSDCN2020K12	●	20	20	125	20	10	25	SC..T1204..	L60M5×12	T20
SSDCN2525M12	●	25	25	150	25	12.5	25			
SSDCN3232P12	●	32	32	170	32	16	25			

* 刀片需单独订购。Blades to be ordered separately.

●标准库存Standard inventory ○订单生产The order production

45° SSSCR/L



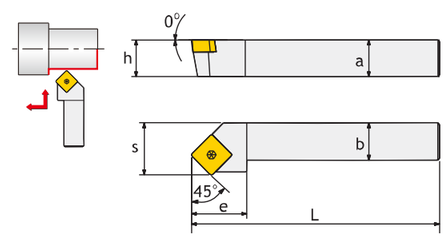

右手刀图例
Legend of right hand knife

型号 Model 右刀 Right hand	型号 Model 左刀 Left hand	库存 Stock R	库存 Stock L	尺寸 Size (mm) a	b	L	h	s	e	刀片 Insert	螺钉 Screw	扳手 Hex wrench
SSSCR1616H09	SSSCL1616H09	●	●	16	16	100	16	20	16	SC..T09T3..	I60M4×8	T15
SSSCR2020K09	SSSCL2020K09	●	●	20	20	125	20	25	20			
SSSCR2020K12	SSSCL2020K12	●	●	20	20	125	20	25	23	SC..T1204..	I60M5×12	T20
SSSCR2525M12	SSSCL2525M12	●	●	25	25	150	25	32	25			
SSSCR3232P12	SSSCL3232P12	●	●	32	32	170	32	38	28			

* 刀片需单独订购。Blades to be ordered separately.

●标准库存Standard inventory ○订单生产The order production

75° SSKCR/L



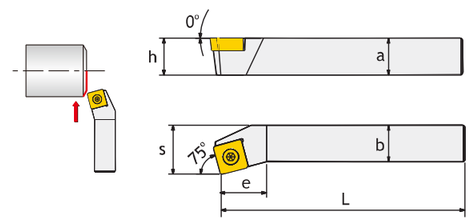

右手刀图例
Legend of right hand knife

型号 Model 右刀 Right hand	型号 Model 左刀 Left hand	库存 Stock R	库存 Stock L	尺寸 Size (mm) a	b	L	h	s	e	刀片 Insert	螺钉 Screw	扳手 Hex wrench
SSKCR1616H09	SSKCL1616H09	●	●	16	16	100	16	20	13	SC..T09T3..	I60M4×8	T15
SSKCR2020K09	SSKCL2020K09	●	●	20	20	125	20	25	18			
SSKCR2020K12	SSKCL2020K12	●	●	20	20	125	20	25	18	SC..T1204..	I60M5×12	T20
SSKCR2525M12	SSKCL2525M12	●	●	25	25	150	25	32	22			
SSKCR3232P12	SSKCL3232P12	●	●	32	32	170	32	40	27			

* 刀片需单独订购。Blades to be ordered separately.

●标准库存Standard inventory ○订单生产The order production

75° SSKCR/L

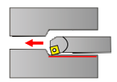

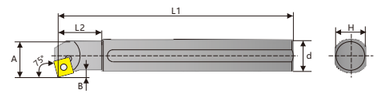

(STEEL钢)

型号 Model 右刀 Right hand	型号 Model 左刀 Left hand	库存 Stock R	库存 Stock L	尺寸 Size (mm) Ød	L1	L2	Min Cutting Diameter 最小加工直径	刀片 Insert	螺钉 Clamp Screw	扳手 Wrench
S12M-SSKCR-09	S12M-SSKCL-09	●	○	12	8	150	16	SCMT 09T3...	BFTX0407	TRX15
S16Q-SSKCR-09	S16Q-SSKCL-09	●	○	16	11	180	20			
S20R-SSKCR-09	S20R-SSKCL-09	●	○	20	13	200	25			
S25R-SSKCR-09	S25R-SSKCL-09	●	○	25	17	200	30			
S32S-SSKCR-09	S32S-SSKCL-09	●	○	32	21	250	40			

* 刀片需单独订购。Blades to be ordered separately.

●标准库存Standard inventory ○订单生产The order production

车削刀片(正型)
Turning Inserts (Positive)

TC..

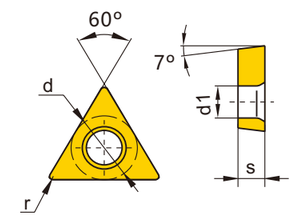

型号 Model	尺寸 Size (mm) d	s	d1
TC..0902..	5.56	2.38	2.5
TC..1102..	6.35	2.38	2.8
TC..16T3..	9.525	3.97	4.4

刀片外形 Insert shape	型号 Model	r	进给fn mm/rev	切深ap mm	KC3110	KC3125	KC1115	KC1125	KC1135	KP1110	KP2120	KP2130	KP6105	KP6110	KT20	KCT20	KW20	KCW20
半精加工 Semi-Finishing 	TCMT090204GPK	0.4	0.06-0.18	0.3-1.5	●													
	TCMT090208GPK	0.8	0.08-0.22	0.5-1.8	●													
	TCMT110204GPK	0.4	0.06-0.20	0.3-2.0	●													
	TCMT110208GPK	0.8	0.08-0.25	0.6-2.0	●													
	TCMT16T304GPK	0.4	0.08-0.30	0.3-3.0	●													
	TCMT16T308GPK	0.8	0.10-0.35	0.6-3.0	●													
	TCMT16T312GPK	1.2	0.12-0.40	0.9-3.5	●													
半精加工 Semi-Finishing 	TCMT090204TMP	0.4	0.06-0.17	0.2-2.3			●	●			●	●						
	TCMT110204TMP	0.4	0.06-0.19	0.2-2.5			●	●			●	●						
	TCMT110208TMP	0.8	0.09-0.26	0.4-2.5			●	●			●	●						
	TCMT16T304TMP	0.4	0.08-0.23	0.3-3.0			●	●			●	●						
	TCMT16T308TMP	0.8	0.10-0.30	0.5-3.0			●	●			●	●						
半精加工 Semi-Finishing 	TCMT090202	0.4	0.04-0.14	0.30-1.9						●	●							
	TCMT090204	0.8	0.05-0.16	0.35-2.6						●	●							
	TCMT110202	0.2	0.02-0.07	0.15-2.2						●	●							
	TCMT110204	0.4	0.05-0.16	0.35-3.0						●	●							
	TCMT110208	0.8	0.10-0.32	0.70-3.0						●	●							
	TCMT16T304	0.4	0.05-0.16	0.70-4.5						●	●							
	TCMT16T308	0.8	0.10-0.32	1.05-4.5						●	●							
半精加工 Semi-Finishing 	TCMT090204-TM	0.4	0.10-0.25	0.6-2.0											●			
半精加工 Semi-Finishing 	TCMT110202-FA	0.2	0.03-0.15	0.1-1.5											●			
半精加工 / 精加工 Semi-fnishing/Finishing 	TCMT110204FG	0.4	0.10-0.25	0.7-3.5											●			
	TCMT110208FG	0.8	0.13-0.30	1.0-3.5											●			
半精加工 / 精加工 Semi-fnishing/Finishing 	TCMT110304-FG	0.4	0.07-0.20	0.4-1.5											●			
半精加工 / 精加工 Semi-fnishing/Finishing 	TCGT090202APK	0.2	0.01-0.12	0.05-3.0													●	
	TCGT090204APK	0.4	0.02-0.15	0.1-4.0													●	
	TCGT110202APK	0.2	0.02-0.20	0.05-4.0													●	
	TCGT110204APK	0.4	0.03-0.30	0.1-4.0													●	
	TCGT110208APK	0.8	0.03-0.40	0.1-5.0													●	
	TCGT16T302APK	0.2	0.02-0.30	0.05-5.0													●	
	TCGT16T304APK	0.4	0.03-0.40	0.1-5.5													●	
	TCGT16T308APK	0.8	0.03-0.50	0.1-5.5													●	
	TCGT16T312APK	1.2	0.04-0.60	0.15-5.5													●	
钢 Steel							★	★		☆	☆	☆			★			
不锈钢 Stainless Steel											★	★						
铸铁 Cast Iron					★													
有色金属 Nonferrous Metal																	★	
耐热合金 Heat Resistant Alloy																		
淬硬钢 Hardened Steel										★								

★ 首选Preferred ☆ 可选optional

●标准库存standard stock ○订单生产order production

车削刀片(正型)
Turning Inserts (Positive)

TC..

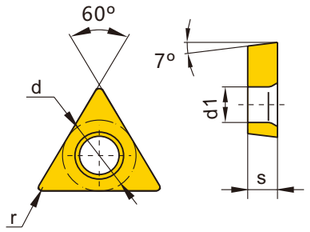

型号 Model	尺寸 Size (mm) d	s	d1
TC..0902..	5.56	2.38	2.5
TC..1102..	6.35	2.38	2.5
TC..1103..	6.35	2.38	2.8
TC..16T3..	9.525	3.97	4.4

刀片外形 Insert shape	型号 Model	r	进给fn mm/rev	切深ap mm	KC3110	KC3125	KC1115	KC1125	KC1135	KP1110	KP2120	KP2130	KP6105	KP6110	KT20	KCT20	KW20	KCW20
精加工 Finishing  (有标准库存)	TCGT090201R-F	0.1	0.02-0.08	0.05-1.5							●	●			●			
	TCGT090201L-F	0.1	0.02-0.08	0.05-1.5							●	●			●			
	TCGT090202R-F	0.2	0.03-0.11	0.06-1.7							●	●			●			
	TCGT090202L-F	0.2	0.03-0.11	0.06-1.7							●	●			●			
	TCGT110201R-F	0.1	0.02-0.10	0.05-1.5							●	●			●			
	TCGT110201L-F	0.1	0.02-0.10	0.05-1.5							●	●			●			
	TCGT110202R-F	0.2	0.03-0.13	0.06-1.7							●	●			●			
	TCGT110202L-F	0.2	0.03-0.13	0.06-1.7							●	●			●			
	TCGT110301R-F	0.1	0.02-0.10	0.05-1.5							●	●						
	TCGT110301L-F	0.1	0.02-010	0.05-1.5							●	●						
	TCGT110302R-F	0.2	0.03-0.13	0.06-1.7							●	●						
	TCGT110302L-F	0.2	0.03-0.13	0.06-1.7							●	●						
精加工 Finishing 	TCMT090204SM	0.4	0.05-0.16	0.35-2.6									●	●				
	TCMT090208SM	0.8	0.10-0.32	0.70-2.6									●	●				
	TCMT110204SM	0.1	0.05-0.16	0.35-3.0									●	●				
	TCMT110208SM	0.8	0.10-0.32	0.70-3.0									●	●				
	TCMT16T304SM	0.4	0.05-0.16	0.35-4.5									●	●				
	TCMT16T308SM	0.8	0.10-0.32	0.70-4.5									●	●				
	TCMT16T312SM	1.2	0.16-0.48	1.05-4.5									●	●				
精加工 Finishing 	TCGT110201SA	0.1	0.02-0.15	0.10-2.4										●				
	TCGT110202SA	0.2	0.02-0.15	0.20-2.4										●				
	TCGT110204SA	0.4	0.03-0.20	0.20-2.4										●				
	TCGT16T304SA	0.4	0.03-0.20	0.20-2.4										●				
钢 Steel												☆			★			
不锈钢 Stainless Steel												★	★	★				
铸铁 Cast Iron																		
有色金属 Nonferrous Metal															★			
耐热合金 Heat Resistant Alloy													★	★				
淬硬钢 Hardened Steel																		

刀片材质及适用加工材料 Insert grades and application

★ 首选Preferred ☆ 可选optional ●标准库存standard stock ○订单生产order production

91° STACR/L

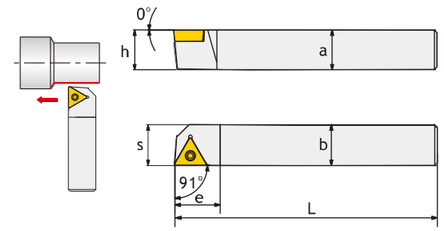

右手刀图例
Legend of right hand knife

型号 Model 右刀 Right hand	左刀 Left hand	库存 Stock R	L	尺寸 Size (mm) a	b	L	h	s	e	刀片 Insert	螺钉 Screw	扳手 Hex wrench
STACR1212F11	STACL1212F11	●	●	12	12	80	12	12. 5	14	TC..T1102..	I60M2. 5×5	T08

* 刀片需单独订购。Blades to be ordered separately.

●标准库存Standard inventory ○订单生产The order production

60° STTCR/L

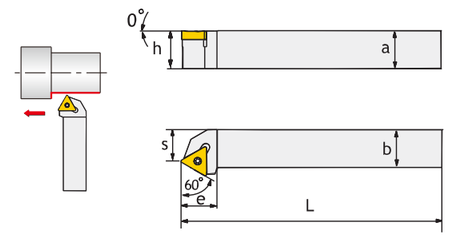

右手刀图例
Legend of right hand knife

型号 Model 右刀 Right hand	左刀 Left hand	库存 Stock R	L	尺寸 Size (mm) a	b	L	h	s	e	刀片 Insert	螺钉 Screw	扳手 Hex wrench
STTCR1616H11	STTCL1616H11	●	●	16	16	100	16	13	14	TC..T1102..	I60M42. 5×5	T08
STTCR1616H16	STTCL1616H16	●	●	16	16	100	16	13	19	TC..T16T3..	I60M4×8	T15
STTCR2020K16	STTCL2020K16	●	●	20	20	125	20	17	19			

* 刀片需单独订购。Blades to be ordered separately.

●标准库存Standard inventory ○订单生产The order production

91° STFCR/L

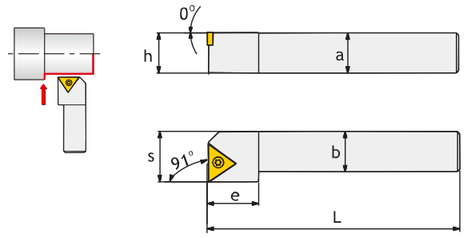

右手刀图例
Legend of right hand knife

型号 Model 右刀 Right hand	型号 Model 左刀 Left hand	库存 Stock R	库存 Stock L	尺寸 Size (mm) a	b	L	h	s	e	刀片 Insert	螺钉 Screw	扳手 Hex wrench
STFCR1212F11	STFCL1212F11	●	●	12	12	80	12	14	14	TC..T1102..	I60M42. 5×5	T08
STFCR1616H11	STFCL1616H11	●	●	16	16	100	16	18	16			
STFCR2020K11	STFCL2020K11	●	●	20	20	125	20	22	16			
STFCR1616H16	STFCL1616H16	●	●	16	16	100	16	18	19	TC..T16T3..	I60M4×8	T15
STFCR2020K16	STFCL2020K16	●	●	20	20	125	20	22	19			
STFCR2525M16	STFCL2525M16	●	●	25	25	150	25	27	24			

* 刀片需单独订购。Blades to be ordered separately.

●标准库存Standard inventory ○订单生产The order production

91° STGCR/L

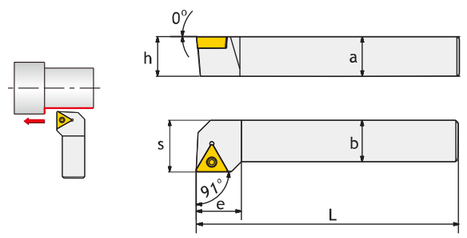

右手刀图例
Legend of right hand knife

型号 Model 右刀 Right hand	型号 Model 左刀 Left hand	库存 Stock R	库存 Stock L	尺寸 Size (mm) a	b	L	h	s	e	刀片 Insert	螺钉 Screw	扳手 Hex wrench
STGCR0808D09	STGCL0808D09	●	●	08	08	60	8	10	11	TC..T0902..	I60M2. 2×5	T06
STGCR1010E09	STGCL1010E09	●	●	10	10	70	10	11	11			
STGCR1212F11	STGCL1212F11	●	●	12	12	80	12	14	14	TC..T1102..	I60M2. 5×5	T08
STGCR1616H11	STGCL1616H11	●	●	16	16	100	16	17	16			
STGCR2020K16	STGCL2020K16	●	●	20	20	125	20	22	21	TC..T16T3..	I60M4×8	T15
STGCR2525M16	STGCL2525M16	●	●	25	25	150	25	27	21			

* 刀片需单独订购。Blades to be ordered separately.

●标准库存Standard inventory ○订单生产The order production

93° STUCR/L

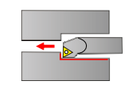

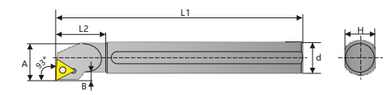

STEEL钢

型号 Model 右刀 Right hand	型号 Model 左刀 Left hand	库存 Stock R	库存 Stock L	尺寸 Size (mm) Ød	L1	L2	F	a	K°	Min Cutting Diameter 最小加工直径	刀片 Insert		螺钉 Clamp Screw	扳手 Wrench
S08H-STUCR-09	S08H-STUCL-09	●	○	8	100	15	6	0.5	13	10	TCMT TCGT	0902..	BFTX02506	TRX08
S10K-STUCR-09	S10K-STUCL-09	●	○	10	125	16	7	0.5	12	12				
S12M-STUCR-11	S12M-STUCL-11	●	○	12	150	20	9	0.5	10	14		1102..		
S16N-STUCR-11	S16N-STUCL-11	●	○	16	160	25	11	1	8	18				
S20Q-STUCR-11	S20Q-STUCL-11	●	○	20	180	32	13	1	7	23				
S25R-STUCR-16	S25R-STUCL-16	●	○	25	200	40	17	1	5	28		16T3..	BFTX0407	TRX15
S32S-STUCR-16	S32S-STUCL-16	●	○	32	250	48	20	1	5	38				
S40T-STUCR-16	S40T-STUCL-16	●	○	40	300	50	24	1	5	46				

* 刀片需单独订购。Blades to be ordered separately.

●标准库存Standard inventory ○订单生产The order production

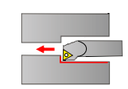

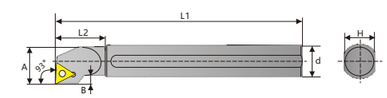

（CARBIDE钨钢）

型号 Model 右刀 Right hand	型号 Model 左刀 Left hand	库存 Stock R	库存 Stock L	尺寸 Size (mm) Ød	L1	A	B	Min Cutting Diameter 最小加工直径	刀片 Insert		螺钉 Clamp Screw	扳手 Wrench
C08K-STUCR-09	C08K-STUCL-09	●	○	8	125	09	1.0	10	TCGT TCMT	0902..	BFTX02506	TRX08
C10K-STUCR-09	C10K-STUCL-09	●	○	10	125	11	1.0	12				
C12M-STUCR-11	C12M-STUCL-11	●	○	12	150	13	1.0	14		1102..		
C12Q-STUCR-11	C12Q-STUCL-11	●	○	12	180	13	1.0	14				
C16Q-STUCR-11	C16Q-STUCL-11	●	○	16	180	15	1.0	18				
C16R-STUCR-11	C16R-STUCL-11	●	○	16	200	17	1.0	18				
C20R-STUCR-11	C20R-STUCL-11	●	○	20	200	21	1.0	22				
C20S-STUCR-11	C20S-STUCL-11	●	○	20	250	21	1.0	22				

* 刀片需单独订购。Blades to be ordered separately.

●标准库存Standard inventory ○订单生产The order production

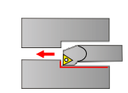

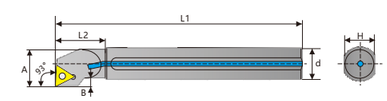

CARBIDE WITH COOLANT 中心出水

型号 Model 右刀 Right hand	型号 Model 左刀 Left hand	库存 Stock R	库存 Stock L	尺寸 Size (mm) Ød	L1	A	B	Min Cutting Diameter 最小加工直径	刀片 Insert		螺钉 Clamp Screw	扳手 Wrench
E08K-STUCR-09	E08K-STUCL-09	●	○	8	125	09	1.0	10	TCGT TCMT	0902..	BFTX02506	TRX08
E10K-STUCR-09	E10K-STUCL-09	●	○	10	125	11	1.0	12				
E12M-STUCR-11	E12M-STUCL-11	●	○	12	150	13	1.0	14		1102..		
E12Q-STUCR-11	E12Q-STUCL-11	●	○	12	180	13	1.0	14				
E16Q-STUCR-11	E16Q-STUCL-11	●	○	16	180	15	1.0	18				
E16R-STUCR-11	E16R-STUCL-11	●	○	16	200	17	1.0	18				
E20R-STUCR-11	E20R-STUCL-11	●	○	20	200	21	1.0	22				
E20S-STUCR-11	E20S-STUCL-11	●	○	20	250	21	1.0	22				

* 刀片需单独订购。Blades to be ordered separately.

●标准库存Standard inventory ○订单生产The order production

60° STWBR/L
60° STWCR/L

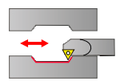

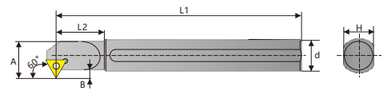

(STEEL钢)

型号 Model 右刀 Right hand	型号 Model 左刀 Left hand	库存 Stock R	库存 Stock L	尺寸 Size (mm) Ød	F	L1	K°	Min Cutting Diameter 最小加工直径	刀片 Insert		螺钉 Clamp Screw	扳手 Wrench
S08H-STWCR-09	S08H-STWCL-09	●	○	8	6	100	13	10	TCMT	0902..	BFTX02506	TRX08
S10K-STWCR-11	S10K-STWCL-11	●	○	10	6	125	13	12	TCMT	1102..		
S12M-STWCR-11	S12M-STWCL-11	●	○	12	8	150	10	16				
S16N-STWCR-11	S16N-STWCL-11	●	○	16	10	160	7	20				
S20Q-STWCR-11	S20Q-STWCL-11	●	○	20	12.5	180	7	25				
S20Q-STWCR-16	S20Q-STWCL-16	●	○	20	12.5	180	7	25				
S25R-STWCR-16	S25R-STWCL-16	●	○	25	17	200	5	32		16T3..	BFTX0407	TRX15
S32S-STWCR-16	S32S-STWCL-16	●	○	32	22	250	3	40				

* 刀片需单独订购。 Blades to be ordered separately.

●标准库存Standard inventory ○订单生产The order production

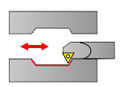

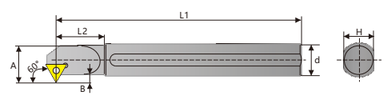

(CARBIDE钨钢)

型号 Model 右刀 Right hand	型号 Model 左刀 Left hand	库存 Stock R	库存 Stock L	尺寸 Size (mm) Ød	L1	A	B	Min Cutting Diameter 最小加工直径	刀片 Insert		螺钉 Clamp Screw	扳手 Wrench
C06J-STWBR-06	C06J-STWBL-06	●	○	6	110	7.2	1.2	08	TBGT	0601..	BFTX0206	TPX06
C07K-STWBR-06	C07K-STWBL-06	●	○	7	125	8.3	1.3	09				
C08K-STWCR-09	C08K-STWCL-09	●	○	8	125	10	2.0	11	TCGT TCMT	0902..	M2.2	T7
C10M-STWCR-11	C10M-STWCL-11	●	○	10	150	13	3.0	14		1102..	BFTX02506	TRX08
C12Q-STWCR-11	C12Q-STWCL-11	●	○	12	180	15	3.0	16				
C14Q-STWCR-11	C14Q-STWCL-11	●	○	14	180	17	3.0	18				
C16R-STWCR-11	C16R-STWCL-11	●	○	16	200	19	3.0	20				
C20S-STWCR-16	C20S-STWCL-16	●	○	20	250	24	4.0	26		16T3..	M4.0	T15

* 刀片需单独订购。 Blades to be ordered separately.

●标准库存Standard inventory ○订单生产The order production

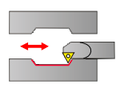

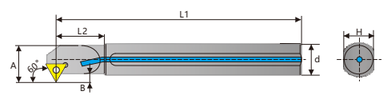

CARBIDE WITH COOLANT 中心出水

型号 Model 右刀 Right hand	型号 Model 左刀 Left hand	库存 Stock R	库存 Stock L	尺寸 Size (mm) Ød	L1	A	B	Min Cutting Diameter 最小加工直径	刀片 Insert		螺钉 Clamp Screw	扳手 Wrench
E06J-STWBR-06	E06J-STWBL-06	●	○	6	110	7.2	1.2	08	TBGT	0601..	BFTX0206	TPX06
E07K-STWBR-06	E07K-STWBL-06	●	○	7	125	8.3	1.3	09				
E08K-STWCR-09	E08K-STWCL-09	●	○	8	125	10	2.0	11	TCGT TCMT	0902..	M2.2	T7
E10M-STWCR-11	E10M-STWCL-11	●	○	10	150	13	3.0	14		1102..	BFTX02506	TRX08
E12Q-STWCR-11	E12Q-STWCL-11	●	○	12	180	15	3.0	16				
E14Q-STWCR-11	E14Q-STWCL-11	●	○	14	180	17	3.0	18				
E16R-STWCR-11	E16R-STWCL-11	●	○	16	200	19	3.0	20				
E20S-STWCR-16	E20S-STWCL-16	●	○	20	250	24	4.0	26		16T3..	M4.0	T15

* 刀片需单独订购。 Blades to be ordered separately.

●标准库存Standard inventory ○订单生产The order production

车削刀片(正型)
Turning Inserts (Positive)

TB..

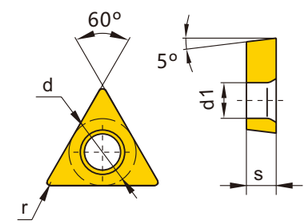

型号 Model	尺寸 Size (mm) d	s	d1
TB..0601..	3.97	1.59	2.3

刀片外形 Insert shape	型号 Model	r	进给fn mm/rev	切深ap mm	KC3110	KC3125	KC1115	KC1125	KC1135	KP1110	KP2120	KP2130	KP6105	KP6110	KT20	KCT20	KW20	KCW20
精加工 Finishing (有标准库存)	TBGT060101R-F	0.1	0.03-0.15	0.06-1.0								●						
	TBGT060101L-F	0.1	0.03-0.15	0.06-1.0								●						
	TBGT060102R-F	0.2	0.05-0.20	0.1-1.3								●						
	TBGT060102L-F	0.2	0.05-0.20	0.1-1.3								●			●		●	
	TBGT060104R-F	0.4	0.08-0.20	0.1-1.3								●						
	TBGT060104L-F	0.4	0.05-0.20	0.1-1.3								●			●		●	
钢 Steel												☆			★			
不锈钢 Stainless Steel												★						
铸铁 Cast Iron																		
有色金属 Nonferrous Metal																	★	
耐热合金 Heat Resistant Alloy																		
淬硬钢 Hardened Steel																		

刀片材质及适用加工材料 Insert grades and application

★ 首选Preferred ☆ 可选optional

●标准库存standard stock ○订单生产order production

车削刀片(正型)
Turning Inserts (Positive)

TP..

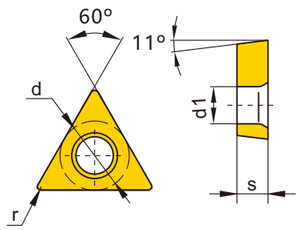

型号 Model	尺寸 Size (mm) d	s	d1
TP..0802..	4.76	2.38	2.3
TP..0902..	5.56	2.38	3.0
TP..1102..	6.35	2.38	3.5
TP..1103..	6.35	3.18	3.3
TP..16T3..	9.525	3.18	4.5

刀片外形 Insert shape	型号 Model	r	进给fn mm/rev	切深ap mm	KC3110	KC3125	KC1115	KC1125	KC1135	KP1110	KP2120	KP2130	KP6105	KP6110	KT20	KCT20	KW20	KCW20
精加工 Finishing	TPGH080201R-F	0.1	0.02-0.08	0.05-1.0								●			●			
	TPGH080201L-F	0.1	0.02-0.08	0.05-1.0								●			●			
	TPGH080202R-F	0.2	0.03-0.10	0.06-1.2								●			●			
	TPGH080202L-F	0.2	0.03-0.10	0.06-1.2								●			●		●	
	TPGH080204R-F	0.4	0.04-0.12	0.08-1.5								●			●			
	TPGH080204L-F	0.4	0.04-0.12	0.08-1.5								●			●		●	
	TPGH090201R-F	0.1	0.02-0.08	0.05-1.0								●			●			
	TPGH090201L-F	0.1	0.02-0.08	0.05-1.0								●			●			
	TPGH090202R-F	0.2	0.03-0.10	0.06-1.2								●			●			
	TPGH090202L-F	0.2	0.03-0.10	0.06-1.2								●			●		●	
	TPGH090204R-F	0.4	0.04-0.12	0.08-1.5								●			●			
	TPGH090204L-F	0.4	0.04-0.12	0.08-1.5								●			●		●	
	TPGH110202R-F	0.2	0.03-0.10	0.06-1.2								●			●			
	TPGH110202L-F	0.2	0.03-0.10	0.06-1.2								●			●			
	TPGH110204R-F	0.4	0.04-0.12	0.08-1.5								●			●			
	TPGH110204L-F	0.4	0.04-0.12	0.08-1.5								●			●			
	TPGH110302R-F	0.2	0.03-0.10	0.06-1.2								●			●			
	TPGH110302L-F	0.2	0.03-0.10	0.06-1.2								●			●		●	
	TPGH110304R-F	0.4	0.04-0.12	0.08-1.5								●			●			
	TPGH110304L-F	0.4	0.04-0.12	0.08-1.5								●			●		●	
	TPGH110308R-F	0.8	0.05-0.15	1.0-1.7								●			●			
	TPGH110308L-F	0.8	0.05-0.15	1.0-1.7								●			●			
	TPGH16T302R-F	0.2	0.03-0.10	0.06-1.2								●			●			
	TPGH16T302L-F	0.2	0.03-0.10	0.06-1.2								●			●			
	TPGH16T304R-F	0.4	0.04-0.12	0.08-1.7								●			●			
	TPGH16T304L-F	0.4	0.04-0.12	0.08-1.7								●			●			
	TPGH16T308R-F	0.8	0.05-0.20	1.0-2.0								●			●			
	TPGH16T308L-F	0.8	0.05-0.20	1.0-2.0								●			●			
精加工 Finishing	TPGT080202L-W	0.2	0.03-0.15	0.1-0.4								●			●			
	TPGT090202L-W	0.2	0.03-0.20	0.1-0.4								●			●			
	TPGT110202L-W	0.2	0.03-0.20	0.1-0.5								●			●			
钢 Steel												☆			★			
不锈钢 Stainless Steel												★						
铸铁 Cast Iron																		
有色金属 Nonferrous Metal																	★	
耐热合金 Heat Resistant Alloy																		
淬硬钢 Hardened Steel																		


(有标准库存)


(有标准库存)

★ 首选Preferred ☆ 可选optional ●标准库存standard stock ○订单生产order production

93° STUBR/L
93° STUPR/L

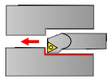

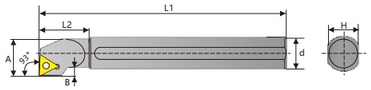

STEEL钢

型号 Model 右刀 Right hand	左刀 Left hand	库存 Stock R	L	尺寸 Size (mm) Ød	L1	L2	F	K°	Min Cutting Diameter 最小加工直径	刀片 Insert		螺钉 Clamp Screw	扳手 Wrench
S08H-STUBR-06	S08H-STUBL-06	●	○	8	100	20	4	-12	8	TBGT	0601..	BFTX0206	TPX06
S08H-STUPR-08	S08H-STUPL-08	●	○	8	100	18	5	-8	10	TPGH	0802..		
S10K-STUPR-11	S10K-STUPL-11	●	○	10	125	23	6	-5	12	TPGH TPMH TPMT	1103..	BFTX0306	TPX10
S12M-STUPR-11	S12M-STUPL-11	●	○	12	150	23	7	-4	14				
S16N-STUPR-11	S16N-STUPL-11	●	○	16	160	25	9	-2	18			BFTX0310	
S20Q-STUPR-11	S20Q-STUPL-11	●	○	20	180	30	12.5	0	23				
S20Q-STUPR-16	S20Q-STUPL-16	●	○	20	180	30	12.5	0	25		1604..	BFTX0407	TPX15
S25R-STUPR-16	S25R-STUPL-16	●	○	25	200	30	12.5	0	28				

* 刀片需单独订购。Blades to be ordered separately.

●标准库存Standard inventory ○订单生产The order production

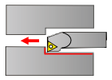

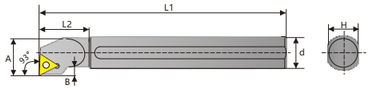

型号 Model 右刀 Right hand	左刀 Left hand	库存 Stock R	L	尺寸 Size (mm) Ød	L1	A	B	Min Cutting Diameter 最小加工直径	刀片 Insert		螺钉 Clamp Screw	扳手 Wrench
C06J-STUBR-06	C06J-STUBL-06	●		6	110	6.5	0.5	6.8	TBGT	0601..	BFTX0206	TPX06
C07K-STUBR-06	C07K-STUBL-06	●		7	125	7.5	0.5	7.8				
C08K-STUBR-06	C08K-STUBL-06	●		8	125	8.5	0.5	8.8				
C10M-STUBR-06	C10M-STUBL-06	●		10	150	10.5	0.5	11				
C07K-STUPR-08	C07K-STUPL-08	●		7	125	08	1.0	09	TPGH TPMT	0802..	M2.2	T7
C08K-STUPR-08	C08K-STUPL-08	●		8	125	09	1.0	10				
C08K-STUPR-09	C08K-STUPL-09	●		8	125	09	1.0	10		0902..	M2.5	T8
C10K-STUPR-09	C10K-STUPL-09	●		10	125	11	1.0	12				
C10M-STUPR-09	C10M-STUPL-09	●		10	150	11	1.0	12				
C12Q-STUPR-09	C12Q-STUPL-09	●		12	180	13	1.0	14				
C10K-STUPR-11	C10K-STUPL-11	●		10	125	11	1.0	12		1103..	BFTX0310	T8
C10M-STUPR-11	C10M-STUPL-11	●		10	150	11	1.0	12				
C12M-STUPR-11	C12M-STUPL-11	●		12	150	13	1.0	14				
C12Q-STUPR-11	C12Q-STUPL-11	●		12	180	13	1.0	14				
C14Q-STUPR-11	C14Q-STUPL-11	●		14	180	15	1.0	16				
C16R-STUPR-11	C16R-STUPL-11	●		16	200	17	1.0	18				
C18S-STUPR-11	C18S-STUPL-11	●		18	250	19	1.0	20				
C20R-STUPR-11	C20R-STUPL-11	●		20	200	21	1.0	22				
C20S-STUPR-11	C20S-STUPL-11	●		20	250	21	1.0	22				

* 刀片需单独订购。Blades to be ordered separately.

●标准库存Standard inventory ○订单生产The order production

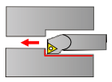

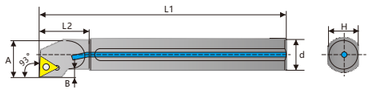

型号 Model 右刀 Right hand	左刀 Left hand	库存 Stock R	L	尺寸 Size (mm) Ød	L1	A	B	Min Cutting Diameter 最小加工直径	刀片 Insert		螺钉 Clamp Screw	扳手 Wrench
E06J-STUBR-06	E06J-STUBL-06	●	○	6	110	6.5	0.5	07	TBGT	0601..	BFTX0206	TPX06
E08K-STUBR-06	E08K-STUBL-06	●	○	8	125	8.5	0.5	09				
E08K-STUPR-09	E08K-STUPL-09	●	○	8	125	09	1.0	10	TPGH TPMT	0902..	M2.5	T8
E10M-STUPR-09	E10M-STUPL-09	●	○	10	150	11	1.0	12				
E12Q-STUPR-11	E12Q-STUPL-11	●	○	12	180	13	1.0	14		1103..	M3.0	T8
E14Q-STUPR-11	E14Q-STUPL-11	●	○	14	180	15	1.0	16				
E16R-STUPR-11	E16R-STUPL-11	●	○	16	200	17	1.0	18				
E20S-STUPR-11	E20S-STUPL-11	●	○	20	250	21	1.0	22				

* 刀片需单独订购。Blades to be ordered separately.

●标准库存Standard inventory ○订单生产The order production

60° STWBR/L
60° STWCR/L

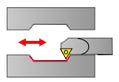

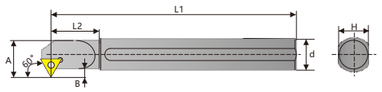

(STEEL钢)

型号 Model 右刀 Right hand	型号 Model 左刀 Left hand	库存 Stock R	库存 Stock L	尺寸 Size (mm) Ød	F	L1	K°	Min Cutting Diameter 最小加工直径	刀片 Insert		螺钉 Clamp Screw	扳手 Wrench
S08H-STWCR-09	S08H-STWCL-09	●	○	8	6	100	13	10	TCMT	0902..	BFTX02506	TRX08
S10K-STWCR-11	S10K-STWCL-11	●	○	10	6	125	13	12	TCMT	1102..		
S12M-STWCR-11	S12M-STWCL-11	●	○	12	8	150	10	16				
S16N-STWCR-11	S16N-STWCL-11	●	○	16	10	160	7	20				
S20Q-STWCR-11	S20Q-STWCL-11	●	○	20	12.5	180	7	25				
S20Q-STWCR-16	S20Q-STWCL-16	●	○	20	12.5	180	7	25				
S25R-STWCR-16	S25R-STWCL-16	●	○	25	17	200	5	32		16T3..	BFTX0407	TRX15
S32S-STWCR-16	S32S-STWCL-16	●	○	32	22	250	3	40				

* 刀片需单独订购。Blades to be ordered separately.

●标准库存Standard inventory ○订单生产The order production

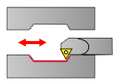

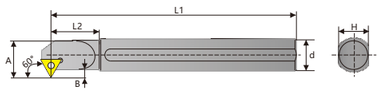

(CARBIDE钨钢)

型号 Model 右刀 Right hand	型号 Model 左刀 Left hand	库存 Stock R	库存 Stock L	尺寸 Size (mm) Ød	L1	A	B	Min Cutting Diameter 最小加工直径	刀片 Insert		螺钉 Clamp Screw	扳手 Wrench
C06J-STWBR-06	C06J-STWBL-06	●	○	6	110	7.2	1.2	08	TBGT	0601..	BFTX0206	TPX06
C07K-STWBR-06	C07K-STWBL-06	●	○	7	125	8.3	1.3	09				
C08K-STWCR-09	C08K-STWCL-09	●	○	8	125	10	2.0	11	TCGT TCMT	0902..	M2.2	T7
C10M-STWCR-11	C10M-STWCL-11	●	○	10	150	13	3.0	14		1102..	BFTX02506	TRX08
C12Q-STWCR-11	C12Q-STWCL-11	●	○	12	180	15	3.0	16				
C14Q-STWCR-11	C14Q-STWCL-11	●	○	14	180	17	3.0	18				
C16R-STWCR-11	C16R-STWCL-11	●	○	16	200	19	3.0	20				
C20S-STWCR-16	C20S-STWCL-16	●	○	20	250	24	4.0	26		16T3..	M4.0	T15

* 刀片需单独订购。Blades to be ordered separately.

●标准库存Standard inventory ○订单生产The order production

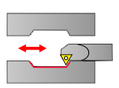

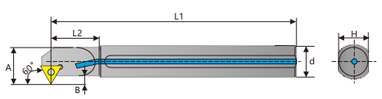

CARBIDE WITH COOLANT 中心出水

型号 Model 右刀 Right hand	型号 Model 左刀 Left hand	库存 Stock R	库存 Stock L	尺寸 Size (mm) Ød	L1	A	B	Min Cutting Diameter 最小加工直径	刀片 Insert		螺钉 Clamp Screw	扳手 Wrench
E06J-STWBR-06	E06J-STWBL-06	●	○	6	110	7.2	1.2	08	TBGT	0601..	BFTX0206	TPX06
E07K-STWBR-06	E07K-STWBL-06	●	○	7	125	8.3	1.3	09				
E08K-STWCR-09	E08K-STWCL-09	●	○	8	125	10	2.0	11	TCGT TCMT	0902..	M2.2	T7
E10M-STWCR-11	E10M-STWCL-11	●	○	10	150	13	3.0	14		1102..	BFTX02506	TRX08
E12Q-STWCR-11	E12Q-STWCL-11	●	○	12	180	15	3.0	16				
E14Q-STWCR-11	E14Q-STWCL-11	●	○	14	180	17	3.0	18				
E16R-STWCR-11	E16R-STWCL-11	●	○	16	200	19	3.0	20				
E20S-STWCR-16	E20S-STWCL-16	●	○	20	250	24	4.0	26		16T3..	M4.0	T15

* 刀片需单独订购。Blades to be ordered separately.

●标准库存Standard inventory ○订单生产The order production

车削刀片(正型)
Turning Inserts (Positive)

VC..

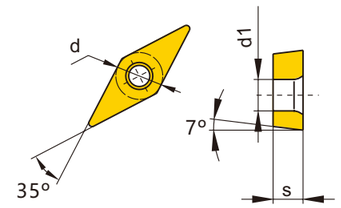

型号 Model	尺寸 Size (mm) d	s	d1
VC..1103 ..	6.35	3.18	2.8
VC..1604 ..	9.525	4.76	4.4

刀片外形 Insert shape	型号 Model	r	进给fn mm/rev	切深ap mm	KC3110	KC3125	KC1115	KC1125	KC1135	KP1110	KP2120	KP2130	KP6105	KP6110	KT20	KCT20	KW20	KCW20
		刀片材质及适用加工材料 Insert grades and application																
半精加工 Semi-Finishing 	VCMT110304TMP	0.4	0.03-0.20	0.15-2.7			●	●			●	●						
	VCMT160404TMP	0.4	0.07-0.20	0.2-2.7			●	●			●	●						
	VCMT160408TMP	0.8	0.09-0.27	0.5-2.7			●	●			●	●						
半精加工 Semi-Finishing 	VCMT110304	0.4	0.05-0.16	0.35-2.1						●	●							
	VCMT110308	0.8	0.10-0.32	0.70-2.1						●	●							
	VCMT160404	0.4	0.05-0.16	0.35-3.1						●	●							
	VCMT160408	0.8	0.10-0.32	0.70-3.1						●	●							
半精加工 Semi-Finishing  (有标准库存)	VCGT110301R-F	0.1	0.02-0.08	0.05-1.5							●							
	VCGT110301L-F	0.1	0.02-0.08	0.05-1.5							●							
	VCGT110302R-F	0.2	0.03-0.13	0.06-1.7							●							
	VCGT110302L-F	0.2	0.03-0.13	0.06-1.7							●							
	VCGT110304R-F	0.4	0.05-0.20	0.08-2.0							●							
	VCGT110304L-F	0.4	0.05-0.20	0.08-2.0							●							
半精加工 Semi-Finishing 	VCGT110302R-U	0.2	0.03-0.13	0.06-1.7							●				●			
	VCGT110302L-U	0.2	0.03-0.13	0.06-1.7							●				●			
	VCGT110304R-U	0.4	0.05-0.15	0.08-2.0							●				●			
	VCGT110304L-U	0.4	0.05-0.15	0.08-2.0							●				●			
	VCGT160404R-U	0.4	0.05-0.17	0.08-2.0							●							
	VCGT160404L-U	0.4	0.05-0.17	0.08-2.0							●							
半精加工 Semi-Finishing 	VCGT110302APK	0.2	0.02-0.20	0.05-3.0													●	
	VCGT110304APK	0.4	0.02-0.20	0.1-4.0													●	
	VCGT110308APK	0.8	0.03-0.30	0.1-5.0													●	
	VCGT160402APK	0.2	0.02-0.30	0.05-5.0													●	
	VCGT160404APK	0.4	0.03-0.40	0.1-5.0													●	
	VCGT160408APK	0.8	0.03-0.50	0.1-5.0													●	
	VCGT160412APK	1.2	0.05-0.60	0.1-5.0													●	
半精加工 Semi-Finishing 	VCGT110301SA/AM	0.1	0.02-0.15	0.10-1.4										●				
	VCGT110302SA/AM	0.2	0.02-0.15	0.20-1.4										●				
	VCGT110304SA/AM	0.4	0.03-0.20	0.20-1.4										●				
钢 Steel							★	★		☆	☆	☆			★			
不锈钢 Stainless Steel											★	★		★				
铸铁 Cast Iron																		
有色金属 Nonferrous Metal															★		★	
耐热合金 Heat Resistant Alloy														★				
淬硬钢 Hardened Steel										★								

★ 首选Preferred ☆ 可选optional

●标准库存standard stock ○订单生产order production

90° SVACR/L

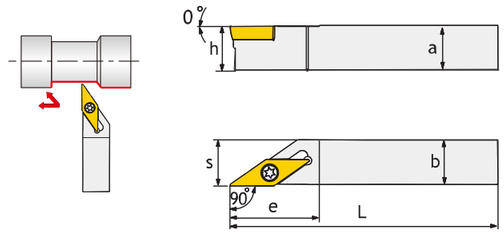

右手刀图例
Legend of right hand knife

型号 Model 右刀 Right hand	型号 Model 左刀 Left hand	库存 Stock R	库存 Stock L	尺寸 Size (mm) a	b	L	h	s	e	刀片 Insert	螺钉 Screw	扳手 Hex wrench
SVACR1616H16	SVACL1616H16	●	●	16	16	100	16	16.5	32	VC..T1604..	L60M4×8	T15
SVACR2020K16	SVACL2020K16	●	●	20	20	125	20	20.5	32			
SVACR2525M16	SVACL2525M16	●	●	25	25	150	25	25.5	38			

* 刀片需单独订购。Blades to be ordered separately.

●标准库存Standard inventory ○订单生产The order production

93° SVJCR/L

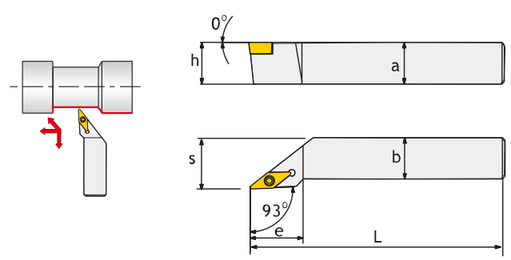

右手刀图例
Legend of right hand knife

型号 Model 右刀 Right hand	型号 Model 左刀 Left hand	库存 Stock R	库存 Stock L	尺寸 Size (mm) a	b	L	h	s	e	刀片 Insert	螺钉 Screw	扳手 Hex wrench
SVJCR1212F11	SVJCL1212F11	●	●	12	12	80	12	14	20	VC..T1103..	L60M2.5×5	T08
SVJCR1616H11	SVJCL1616H11	●	●	16	16	100	16	18	22			
SVJCR2020K11	SVJCL2020K11	●	●	20	20	125	20	22	27			
SVJCR2525M11	SVJCL2525M11	●	●	25	25	150	25	27	35			
SVJCR1616H16	SVJCL1616H16	●	●	16	16	100	16	18	32	VC..T1604..	L60M4×8	T15
SVJCR2020K16	SVJCL2020K16	●	●	20	20	125	20	22	32			
SVJCR2525M16	SVJCL2525M16	●	●	25	25	150	25	27	35			
SVJCR3225P16	SVJCL3225P16	●	●	32	25	170	32	27	35			
SVJCR3232P16	SVJCL3232P16	●	●	32	32	170	32	35	45			

* 刀片需单独订购。Blades to be ordered separately.

●标准库存Standard inventory ○订单生产The order production

72° 30' SVVCN

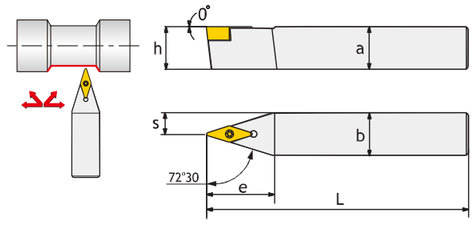

型号 Model	库存 Stock	尺寸 Size (mm) a	b	L	h	s	e	刀片 Insert	螺钉 Screw	扳手 Hex wrench
SVVCN1212F11	●	12	12	80	12	6	22	VC..T1103..	L60M2.5×5	T08
SVVCN1616H11	●	16	16	100	16	8	27			
SVVCN2020K11	●	20	20	125	20	10	30			
SVVCN1616H16	●	16	16	100	16	8	33	VC..T1604..	L60M4×8	T15
SVVCN2020K16	●	20	20	125	20	10	33			
SVVCN2525K16	●	25	25	150	25	12.5	38			
SVVCN3225P16	●	32	25	170	32	12.5	38			
SVVCN3232P16	●	32	32	170	32	16	38			

* 刀片需单独订购。Blades to be ordered separately.

●标准库存Standard inventory ○订单生产The order production

52° SVJCR/L
52° SVJBR/L

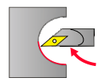

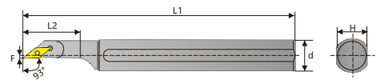

(STEEL钢)

型号 Model 右刀 Right hand	型号 Model 左刀 Left hand	库存 Stock R	库存 Stock L	尺寸 Size (mm) Ød	L1	L2	F	Min Cutting Diameter 最小加工直径	刀片 Insert	刀垫 Shim	档坠 Shim pin	螺钉 Clamp Screw	扳手 Wrench
S12M-SVJCR-08	S12M-SVJCL-08	●	○	12	150	26	2	16		0802..	–	–	BFTX0205	TRX06
S16Q-SVJCR-11	S16Q-SVJCL-11	●	○	16	180	36	2	18						
S20Q-SVJCR-11	S20Q-SVJCL-11	●	○	20	180	37.5	2	25	VCMT	1103..	–	–	BFTX02506	TRX08
S25R-SVJCR-11	S25R-SVJCL-11	●	○	25	200	45	3.5	30	VCGT					
S32R-SVJCR-16	S32R-SVJCL-16	●	○	32	200	60	3.5	40						
S40S-SVJCR-16	S40S-SVJCL-16	●	○	20	250	75	4.5	50		1604..	SSV32	BCP141	BFTX03511	TRX15

* 刀片需单独订购。Blades to be ordered separately.

●标准库存Standard inventory ○订单生产The order production

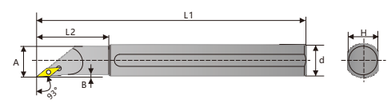

(CARBIDE钨钢)

型号 Model 右刀 Right hand	型号 Model 左刀 Left hand	库存 Stock R	库存 Stock L	尺寸 Size (mm) Ød	L1	A	B	Min Cutting Diameter 最小加工直径	刀片 Insert	螺钉 Clamp Screw	扳手 Wrench
C08K-SVJCR-08	C08K-SVJCL-08	●	○	08	125	09	1.0	10		0802..	BFTX02206	T7
C10M-SVJCR-11	C10M-SVJCL-11	●	○	10	150	11	1.0	12				
C12Q-SVJCR-11	C12Q-SVJCL-11	●	○	12	180	13	1.0	14		1103..	BFTX02506	T8
C14Q-SVJCR-11	C14Q-SVJCL-11	●	○	14	180	15	1.0	16	VCGT			
C16R-SVJCR-11	C16R-SVJCL-11	●	○	16	200	17	1.0	18	VCMT			
C20S-SVJCR-16	C20S-SVJCL-16	●	○	20	250	21	1.0	22				
C25T-SVJCR-16	C25T-SVJCL-16	●	○	25	300	27	2.0	29		1604..	BFTX04010	T15
C32U-SVJCR-16	C32U-SVJCR-16	●	○	32	350	34	2.0	36				
C40V-SVJCR-16	C40V-SVJCR-16	●	○	40	400	42	2.0	44				

* 刀片需单独订购。Blades to be ordered separately.

●标准库存Standard inventory ○订单生产The order production

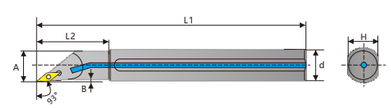

CARBIDE WITH COOLANT 中心出水

型号 Model 右刀 Right hand	型号 Model 左刀 Left hand	库存 Stock R	库存 Stock L	尺寸 Size (mm) Ød	L1	A	B	Min Cutting Diameter 最小加工直径	刀片 Insert	螺钉 Clamp Screw	扳手 Wrench
E08K-SVJBR-08	E08K-SVJBL-08	●	○	08	125	09	1.0	10		0802..	BFTX02206	T7
E10M-SVJBR-11	E10M-SVJBL-11	●	○	10	150	11	1.0	12				
E12Q-SVJBR-11	E12Q-SVJBL-11	●	○	12	180	13	1.0	14		1103..	BFTX02506	T8
E14Q-SVJBR-11	E14Q-SVJBL-11	●	○	14	180	15	1.0	16	VBGT			
E16R-SVJBR-11	E16R-SVJBL-11	●	○	16	200	17	1.0	18	VBMT			
E20S-SVJBR-16	E20S-SVJBL-16	●	○	20	250	21	1.0	22				
E25T-SVJBR-16	E25T-SVJBL-16	●	○	25	300	27	2.0	29		1604..	BFTX04010	T15
E32U-SVJBR-16	E32U-SVJBR-16	●	○	32	350	34	2.0	36				
E40V-SVJBR-16	E40V-SVJBR-16	●	○	40	400	42	2.0	44				

* 刀片需单独订购。Blades to be ordered separately.

●标准库存Standard inventory ○订单生产The order production

117.5° SVQCR/L
117.5° SVQBR/L

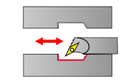

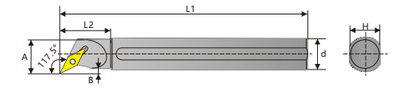

(STEEL钢)

型号 Model 右刀 Right hand	型号 Model 左刀 Left hand	库存 Stock R	库存 Stock L	尺寸 Size (mm) D	L1	L2	A	B	Min Cutting Diameter 最小加工直径	刀片 Insert	刀垫 Shim	档坠 Shim pin	螺钉 Clamp Screw	扳手 Wrench
S12MSVQCR-11	S12MSVQCL-11	●	○	12	150	28	15	3	16					
S16QSVQCR-11	S16QSVQCL-11	●	○	16	180	28	19	3	20		1103..	–	–	BFTX02506	TRX08
S20QSVQCR-16	S20QSVQCL-16	●	○	20	180	40	24	4	25	VCMT					
S25RSVQCR-16	S25RSVQCL-16	●	○	28	200	40	31	6	33	VCGT		–	–		
S32SSVQCR-16	S32SSVQCL-16	●	○	32	250	50	39	7	42		1604..			BFTX03511	TRX15
S40TSVQCR-16	S40TSVQCL-16	●	○	40	300	60	49	9	52			SSV32	BCP141		

* 刀片需单独订购。Blades to be ordered separately.

●标准库存Standard inventory ○订单生产The order production

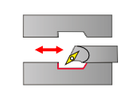

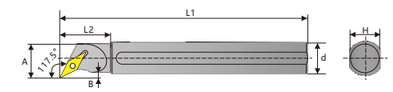

型号 Model 右刀 Right hand	型号 Model 左刀 Left hand	库存 Stock R	库存 Stock L	尺寸 Size (mm) Ød	L1	A	B	Min Cutting Diameter 最小加工直径	刀片 Insert	螺钉 Clamp Screw	扳手 Wrench
C08K-SVQCR-08	C08K-SVQCL-08	●	○	08	125	11	3.0	12		0802..	BFTX02206	T7
C10M-SVQCR-08	C10M-SVQCL-08	●	○	10	150	13	3.0	14				
C12Q-SVQCR-11	C12Q-SVQCL-11	●	○	12	180	15	3.0	16				
C14Q-SVQCR-11	C14Q-SVQCL-11	●	○	14	180	17	3.0	18	VCGT	1103..	BFTX02506	T8
C16R-SVQCR-11	C16R-SVQCL-11	●	○	16	200	19	3.0	20	VCMT			
C20S-SVQCR-11	C20S-SVQCR-11	●	○	20	250	24	4.0	25				
C25T-SVQCR-16	C25T-SVQCR-16	●	○	25	300	31	6.0	33				
C32U-SVQCR-16	C32U-SVQCR-16	●	○	32	350	39	7.0	42		1604..	BFTX04010	T15
C40V-SVQCR-16	C40V-SVQCR-16	●	○	40	400	49	9.0	52				

* 刀片需单独订购。Blades to be ordered separately.

●标准库存Standard inventory ○订单生产The order production

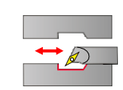

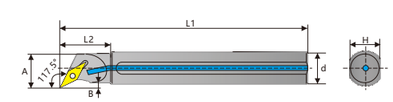

型号 Model 右刀 Right hand	型号 Model 左刀 Left hand	库存 Stock R	库存 Stock L	尺寸 Size (mm) Ød	L1	A	B	Min Cutting Diameter 最小加工直径	刀片 Insert	螺钉 Clamp Screw	扳手 Wrench
E08K-SVQBR-08	E08K-SVQBL-08	●	○	08	125	11	3.0	12		0802..	BFTX02206	T7
E10M-SVQBR-08	E10M-SVQBL-08	●	○	10	150	13	3.0	14				
E12Q-SVQBR-11	E12Q-SVQBL-11	●	○	12	180	15	3.0	16				
E14Q-SVQBR-11	E14Q-SVQBL-11	●	○	14	180	17	3.0	18	VBGT	1103..	BFTX02506	T8
E16R-SVQBR-11	E16R-SVQBL-11	●	○	16	200	19	3.0	20	VBMT			
E20S-SVQBR-11	E20S-SVQBR-11	●	○	20	250	24	4.0	25				
E25T-SVQBR-16	E25T-SVQBR-16	●	○	25	300	31	6.0	33				
E32U-SVQBR-16	E32U-SVQBR-16	●	○	32	350	39	7.0	42		1604..	BFTX04010	T15
E40V-SVQBR-16	E40V-SVQBR-16	●	○	40	400	49	9.0	52				

* 刀片需单独订购。Blades to be ordered separately.

●标准库存Standard inventory ○订单生产The order production

93° SVUCR/L
93° SVUBR/L

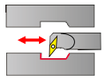

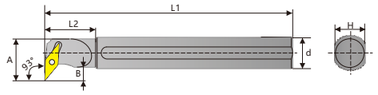

(STEEL钢)

型号 Model 右刀 Right hand	型号 Model 左刀 Left hand	库存 Stock R	库存 Stock L	尺寸 Size (mm) D	L1	L2	A	B	Min Cutting Diameter 最小加工直径	刀片 Insert		刀垫 Shim	档坠 Shim pin	螺钉 Clamp Screw	扳手 Wrench
S12M-SVUCR-08	S12M-SVUCL-08	●	○	12	150	34	15	3	16	VCMT VCGT	0802..	–	–	BFTX0205	TRX06
S16Q-SVUCR-11	S16Q-SVUCL-11	●	○	16	180	33	19	3	20		1103..	–	–	BFTX02506	TRX08
S20Q-SVUCR-11	S20Q-SVUCL-11	●	○	20	180	43	24	4	25						
S25R-SVUCR-16	S25R-SVUCL-16	●	○	25	200	40	30	7	34						
S32S-SVUCR-16	S32S-SVUCL-16	●	○	32	250	50	40	8	42		1604..	SSV32	BCP141	BFTX03511	TRX15
S40T-SVUCR-16	S40T-SVUCL-16	●	○	40	300	60	50	10	55						

* 刀片需单独订购。Blades to be ordered separately.

●标准库存Standard inventory ○订单生产The order production

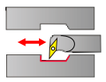

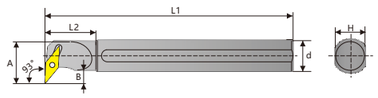

(CARBIDE钨钢)

型号 Model 右刀 Right hand	型号 Model 左刀 Left hand	库存 Stock R	库存 Stock L	尺寸 Size (mm) Ød	L1	A	B	Min Cutting Diameter 最小加工直径	刀片 Insert		螺钉 Clamp Screw	扳手 Wrench
C10M-SVUCR-08	C10M-SVUCL-08	●	○	10	150	13	3.0	14	VCGT VCMT	0802..	BFTX02206	T7
C12Q-SVUCR-08	C12Q-SVUCL-08	●	○	12	180	15	3.0	16				
C14Q-SVUCR-11	C14Q-SVUCL-11	●	○	14	180	17	3.0	18		1103..	BFTX02506	T8
C16R-SVUCR-11	C16R-SVUCL-11	●	○	16	200	19	3.0	20				
C20S-SVUCR-11	C20S-SVUCL-11	●	○	20	250	24	4.0	25				
C25T-SVUCR-11	C25T-SVUCL-11	●	○	25	300	30	5.0	32				
C25T-SVUCR-16	C25T-SVUCL-16	●	○	25	300	32	7.0	34		1604..	BFTX04010	T15
C32U-SVUCR-16	C32U-SVUCL-16	●	○	32	350	40	8.0	42				
C40V-SVUCR-16	C40V-SVUCL-16	●	○	40	400	50	10	55				

* 刀片需单独订购。Blades to be ordered separately.

●标准库存Standard inventory ○订单生产The order production



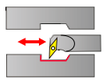

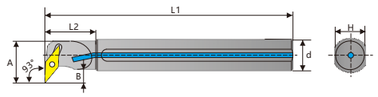

CARBIDE WITH COOLANT 中心出水

型号 Model 右刀 Right hand	型号 Model 左刀 Left hand	库存 Stock R	库存 Stock L	尺寸 Size (mm) Ød	L1	A	B	Min Cutting Diameter 最小加工直径	刀片 Insert		螺钉 Clamp Screw	扳手 Wrench
E10M-SVUCR-08	E10M-SVUCL-08	●	○	10	150	13	3.0	14	VBGT VBMT	0802..	BFTX02206	T7
E12Q-SVUCR-08	E12Q-SVUCL-08	●	○	12	180	15	3.0	16				
E14Q-SVUCR-11	E14Q-SVUCL-11	●	○	14	180	17	3.0	18		1103..	BFTX02506	T8
E16R-SVUCR-11	E16R-SVUCL-11	●	○	16	200	19	3.0	20				
E20S-SVUCR-11	E20S-SVUCL-11	●	○	20	250	24	4.0	25				
E25T-SVUCR-11	E25T-SVUCL-11	●	○	25	300	30	5.0	32				
E25T-SVUCR-16	E25T-SVUCL-16	●	○	25	300	32	7.0	34				
E32U-SVUCR-16	E32U-SVUCL-16	●	○	32	350	40	8.0	42		1604..	BFTX04010	T15
E40V-SVUCR-16	E40V-SVUCL-16	●	○	40	400	50	10	55				

* 刀片需单独订购。Blades to be ordered separately.

●标准库存Standard inventory ○订单生产The order production

车削刀片(正型)
Turning Inserts (Positive)

VB..

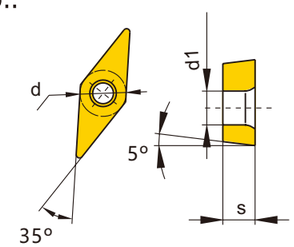

型号 Model	尺寸 Size (mm) d	s	d1
VB..1103..	6.35	3.18	2.8
VB..1604..	9.525	4.76	4.4

刀片外形 Insert shape	型号 Model	r	进给fn mm/rev	切深ap mm	KC3110	KC3125	KC1115	KC1125	KC1135	KP1110	KP2120	KP2130	KP6105	KP6110	KT20	KCT20	KW20	KCW20
		刀片材质及适用加工材料 Insert grades and application																
半精加工 Semi-Finishing 	VBMT160404GPK	0.4	0.08-0.20	0.3-2.5	●													
	VBMT160408GPK	0.8	0.10-0.25	0.5-2.5	●													
半精加工 Semi-Finishing 	VBMT110304TMP	0.4	0.03-0.20	0.15-2.7			●	●			●	●						
	VBMT160404TMP	0.4	0.07-0.20	0.2-2.7			●	●			●	●						
	VBMT160408TMP	0.8	0.09-0.27	0.5-2.7			●	●			●	●						
半精加工 Semi-Finishing 	VBMT110302	0.2	0.02-0.07	0.15-1.4						●	●							
	VBMT110304	0.4	0.05-0.16	0.35-2.1						●	●							
	VBMT110308	0.8	0.10-0.32	0.70-2.1						●	●							
	VBMT160404	0.4	0.05-0.16	0.35-3.1						●	●							
	VBMT160408	0.8	0.10-0.32	0.70-3.1						●	●							
半精加工 / 精加工 Semi-fnishing/Finishing  （有标准库存）	VBGT110301R-F	0.1	0.02-0.08	0.05-1.5							●				●			
	VBGT110301L-F	0.1	0.02-0.08	0.05-1.5							●							
	VBGT110302R-F	0.2	0.03-0.13	0.06-1.7							●				●			
	VBGT110302L-F	0.2	0.03-0.13	0.06-1.7							●							
	VBGT110304R-F	0.4	0.05-0.15	0.08-2.0							●							
	VBGT110304L-F	0.4	0.05-0.15	0.08-2.0							●							
	VBGT160402R-F	0.2	0.03-0.13	0.06-1.7							●							
	VBGT160402L-F	0.2	0.03-0.13	0.06-1.7							●							
	VBGT160404R-F	0.4	0.05-0.15	0.08-2.0							●							
	VBGT160404L-F	0.4	0.05-0.15	0.08-2.0							●							
半精加工 Semi-Finishing 	VBGT110302R-U	0.2	0.03-0.13	0.06-1.7							●				●			
	VBGT110302L-U	0.2	0.03-0.13	0.06-1.7							●				●			
	VBGT110304R-U	0.4	0.05-0.15	0.08-2.0							●				●			
	VBGT110304L-U	0.4	0.05-0.15	0.08-2.0							●				●			
	VBGT110308R-U	0.8	0.08-0.20	0.08-2.3							●							
	VBGT110308L-U	0.8	0.08-0.20	0.08-2.3							●							
	VBGT160402R-U	0.2	0.03-0.13	0.06-1.7							●							
	VBGT160402L-U	0.2	0.03-0.13	0.06-1.7							●							
	VBGT160404R-U	0.4	0.05-0.15	0.08-2.0							●				●			
	VBGT160404L-U	0.4	0.05-0.15	0.08-2.0							●							
半精加工 Semi-Finishing 	VBGT110302APK	0.2	0.02-0.15	0.05-3.0													●	
	VBGT110304APK	0.4	0.02-0.15	0.1-4.0													●	
	VBGT110308APK	0.8	0.03-0.18	0.1-5.0													●	
	VBGT160402APK	0.2	0.03-0.30	0.05-4.0													●	
	VBGT160404APK	0.4	0.03-0.40	0.1-5.0													●	
	VBGT160408APK	0.8	0.03-0.50	0.1-5.0													●	
	VBGT160412APK	1.2	0.05-0.60	0.1-5.5													●	
钢 Steel							★	★		☆	☆	☆			★			
不锈钢 Stainless Steel											★	★						
铸铁 Cast Iron					★													
有色金属 Nonferrous Metal															★		★	
耐热合金 Heat Resistant Alloy																		
淬硬钢 Hardened Steel										★								

★ 首选Preferred ☆ 可选optional

●标准库存standard stock ○订单生产order production

车削刀片(正型)
Turning Inserts (Positive)

VB..

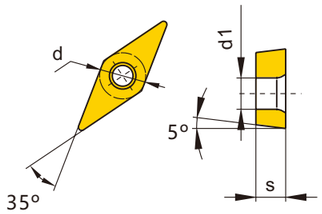

型号 Model	尺寸 Size (mm) d	s	d1
VB..1103..	6.35	3.18	2.8
VB..1604..	9.525	4.76	4.4

刀片外形 Insert shape	型号 Model	刀片材质及适用加工材料 Insert grades and application r	进给fn mm/rev	切深ap mm	KC3110	KC3125	KC1115	KC1125	KC1135	KP1110	KP2120	KP2130	KP6105	KP6110	KT20	KCT20	KW20	KCW20
半精加工 Semi-Finishing 	VBMT110304SM	0.4	0.05-0.16	0.35-2.1									●	●				
	VBMT110308SM	0.8	0.10-0.32	0.70-2.1									●	●				
	VBMT160404SM	0.4	0.05-0.16	0.35-3.1									●	●				
	VBMT160408SM	0.8	0.10-0.32	0.70-3.1									●	●				
	VBMT160412SM	1.2	0.16-0.48	1.05-3.1									●	●				
半精加工 Semi-Finishing 	VBMT160404FG	0.4	0.02-0.15	0.10-1.4											●			
半精加工 Semi-Finishing 	VBGT110301SA/AM	0.1	0.02-0.15	0.1-1.5										●				
	VBGT110302SA/AM	0.2	0.02-0.20	0.2-1.5										●				
	VBGT110304SA/AM	0.4	0.05-0.20	0.2-1.5										●				
	VBGT160401SA/AM	0.1	0.01-0.20	0.1-1.5										●				
	VBGT160402SA/AM	0.2	0.02-0.20	0.2-1.5										●				
钢 Steel															★			
不锈钢 Stainless Steel													★	★				
铸铁 Cast Iron																		
有色金属 Nonferrous Metal																		
耐热合金 Heat Resistant Alloy													★	★				
淬硬钢 Hardened Steel																		

★ 首选Preferred　☆ 可选optional　●标准库存standard stock　○订单生产order production

93° SVJBR/L

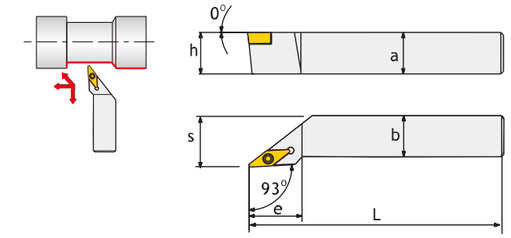

右手刀图例
Legend of right hand knife

型号 Model 右刀 Right hand	左刀 Left hand	库存 Stock R	L	尺寸 Size (mm) a	b	L	h	s	e	刀片 Insert	螺钉 Screw	扳手 Hex wrench
SVJBR1212F11	SVJBL1212F11	●	●	12	12	80	12	14	27	VB..T1103..	L16M2.5×5	T08
SVJBR1616H11	SVJBL1616H11	●	●	16	16	100	16	18	27			
SVJBR2020K11	SVJBL2020K11	●	●	20	20	125	20	22	27			
SVJBR2525M11	SVJBL2525M11	●	●	25	25	150	25	27	27			
SVJBR1616H16	SVJBL1616H16	●	●	16	16	100	16	18	36	VB..T1604..	L60M4×8	T15
SVJBR2020K16	SVJBL2020K16	●	●	20	20	125	20	22	41			
SVJBR2525M16	SVJBL2525M16	●	●	25	25	150	25	27	41			
SVJBR3225P16	SVJBL3225P16	●	●	32	25	170	32	27	41			
SVJBR3232P16	SVJBL3232P16	●	●	32	32	170	32	35	41			

* 刀片需单独订购。Blades to be ordered separately.　●标准库存Standard inventory　○订单生产The order production

72° 30' SVVBN

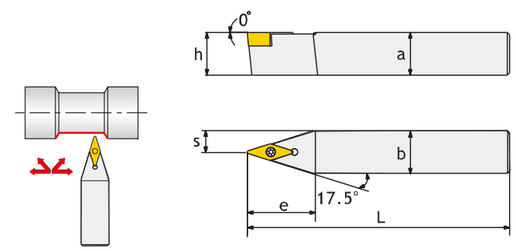

型号 Model	库存 Stock	尺寸 Size (mm) a	b	L	h	s	e	刀片 Insert	螺钉 Screw	扳手 Hex wrench
SVVBN1212F11	●	12	12	80	12	6	22	VB..T1103..	L60M2.5×5	T08
SVVBN1616H11	●	16	16	100	16	8	27			
SVVBN2020K11	●	20	20	125	20	10	30			
SVVBN1616H16	●	16	16	100	16	8	33	VB..T1604..	L60M4×8	T15
SVVBN2020K16	●	20	20	125	20	10	33			
SVVBN2525M16	●	25	25	150	25	12.5	38			
SVVBN3225P16	●	32	25	170	32	12.5	38			
SVVBN3232P16	●	32	32	170	32	16	38			

* 刀片需单独订购。Blades to be ordered separately.　●标准库存Standard inventory　○订单生产The order production

90° SVABR/L

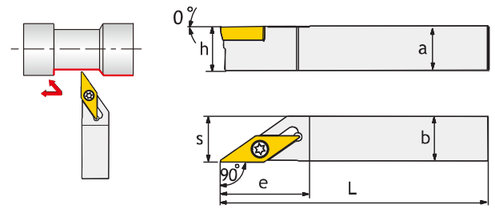

右手刀图例
Legend of right hand knife

型号 Model 右刀 Right hand	型号 Model 左刀 Left hand	库存 Stock R	库存 Stock L	尺寸 Size (mm) a	b	L	h	s	e	刀片 Insert	螺钉 Screw	扳手 Hex wrench
SVABR1616H16	SVABL1616H16	●	●	16	16	100	16	16.5	32	VC..T1604..	L60M4×8	T15
SVABR2020K16	SVABL2020K16	●	●	20	20	125	20	20.5	32			
SVABR2525M16	SVABL2525M16	●	●	25	25	150	25	25.5	38			

* 刀片需单独订购。Blades to be ordered separately.

●标准库存Standard inventory ○订单生产The order production

52° SVJCR/L
52° SVJBR/L

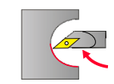

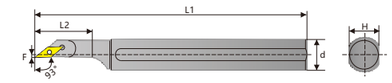

(STEEL钢)

型号 Model 右刀 Right hand	型号 Model 左刀 Left hand	库存 Stock R	库存 Stock L	尺寸 Size (mm) Ød	L1	L2	F	Min Cutting Diameter 最小加工直径		刀片 Insert	刀垫 Shim	档坠 Shim pin	螺钉 Clamp Screw	扳手 Wrench
S12M-SVJCR-08	S12M-SVJCL-08	●	○	12	150	26	2	16		0802..	–	–	BFTX0205	TRX06
S16Q-SVJCR-11	S16Q-SVJCL-11	●	○	16	180	36	2	18						
S20Q-SVJCR-11	S20Q-SVJCL-11	●	○	20	180	37.5	2	25	VCMT	1103..	–	–	BFTX02506	TRX08
S25R-SVJCR-11	S25R-SVJCL-11	●	○	25	200	45	3.5	30	VCGT					
S32R-SVJCR-16	S32R-SVJCL-16	●	○	32	200	60	3.5	40		1604..	SSV32	BCP141	BFTX03511	TRX15
S40S-SVJCR-16	S40S-SVJCL-16	●	○	20	250	75	4.5	50						

* 刀片需单独订购。Blades to be ordered separately.

●标准库存Standard inventory ○订单生产The order production

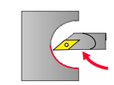

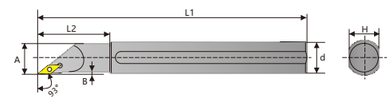

(CARBIDE钨钢)

型号 Model 右刀 Right hand	型号 Model 左刀 Left hand	库存 Stock R	库存 Stock L	尺寸 Size (mm) Ød	L1	A	B	Min Cutting Diameter 最小加工直径		刀片 Insert	螺钉 Clamp Screw	扳手 Wrench
C08K-SVJCR-08	C08K-SVJCL-08	●	○	08	125	09	1.0	10		0802..	BFTX02206	T7
C10M-SVJCR-11	C10M-SVJCL-11	●	○	10	150	11	1.0	12				
C12Q-SVJCR-11	C12Q-SVJCL-11	●	○	12	180	13	1.0	14		1103..	BFTX02506	T8
C14Q-SVJCR-11	C14Q-SVJCL-11	●	○	14	180	15	1.0	16	VCGT			
C16R-SVJCR-11	C16R-SVJCL-11	●	○	16	200	17	1.0	18	VCMT			
C20S-SVJCR-16	C20S-SVJCL-16	●	○	20	250	21	1.0	22				
C25T-SVJCR-16	C25T-SVJCL-16	●	○	25	300	27	2.0	29		1604..	BFTX04010	T15
C32U-SVJCR-16	C32U-SVJCR-16	●	○	32	350	34	2.0	36				
C40V-SVJCR-16	C40V-SVJCR-16	●	○	40	400	42	2.0	44				

* 刀片需单独订购。Blades to be ordered separately.

●标准库存Standard inventory ○订单生产The order production

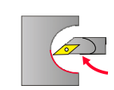

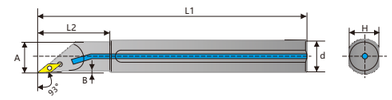

CARBIDE WITH COOLANT 中心出水

型号 Model 右刀 Right hand	型号 Model 左刀 Left hand	库存 Stock R	库存 Stock L	尺寸 Size (mm) Ød	L1	A	B	Min Cutting Diameter 最小加工直径		刀片 Insert	螺钉 Clamp Screw	扳手 Wrench
E08K-SVJBR-08	E08K-SVJBL-08	●	○	08	125	09	1.0	10		0802..	BFTX02206	T7
E10M-SVJBR-11	E10M-SVJBL-11	●	○	10	150	11	1.0	12				
E12Q-SVJBR-11	E12Q-SVJBL-11	●	○	12	180	13	1.0	14		1103..	BFTX02506	T8
E14Q-SVJBR-11	E14Q-SVJBL-11	●	○	14	180	15	1.0	16	VBGT			
E16R-SVJBR-11	E16R-SVJBL-11	●	○	16	200	17	1.0	18	VBMT			
E20S-SVJBR-16	E20S-SVJBL-16	●	○	20	250	21	1.0	22				
E25T-SVJBR-16	E25T-SVJBL-16	●	○	25	300	27	2.0	29		1604..	BFTX04010	T15
E32U-SVJBR-16	E32U-SVJBR-16	●	○	32	350	34	2.0	36				
E40V-SVJBR-16	E40V-SVJBR-16	●	○	40	400	42	2.0	44				

117.5° SVQCR/L
117.5° SVQBR/L

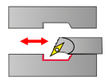

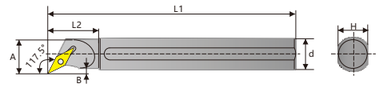

(STEEL钢)

型号 Model 右刀 Right hand	型号 Model 左刀 Left hand	库存 Stock R	库存 Stock L	尺寸 Size (mm) D	L1	L2	A	B	Min Cutting Diameter 最小加工直径	刀片 Insert		刀垫 Shim	档坠 Shim pin	螺钉 Clamp Screw	扳手 Wrench
S12MSVQCR-11	S12MSVQCL-11	●	○	12	150	28	15	3	16	VCMT VCGT	1103..	–	–	BFTX02506	TRX08
S16QSVQCR-11	S16QSVQCL-11	●	○	16	180	28	19	3	20						
S20QSVQCR-16	S20QSVQCL-16	●	○	20	180	40	24	4	25		1604..	–	–	BFTX03511	TRX15
S25RSVQCR-16	S25RSVQCL-16	●	○	28	200	40	31	6	33						
S32SSVQCR-16	S32SSVQCL-16	●	○	32	250	50	39	7	42			SSV32	BCP141		
S40TSVQCR-16	S40TSVQCL-16	●	○	40	300	60	49	9	52						

* 刀片需单独订购。Blades to be ordered separately.

●标准库存Standard inventory ○订单生产The order production

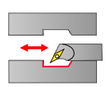

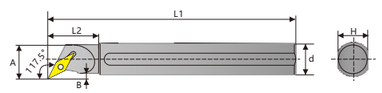

(CARBIDE钨钢)

型号 Model 右刀 Right hand	型号 Model 左刀 Left hand	库存 Stock R	库存 Stock L	尺寸 Size (mm) Ød	L1	A	B	Min Cutting Diameter 最小加工直径	刀片 Insert		螺钉 Clamp Screw	扳手 Wrench
C08K-SVQCR-08	C08K-SVQCL-08	●	○	08	125	11	3.0	12	VCGT VCMT	0802..	BFTX02206	T7
C10M-SVQCR-08	C10M-SVQCL-08	●	○	10	150	13	3.0	14				
C12Q-SVQCR-11	C12Q-SVQCL-11	●	○	12	180	15	3.0	16		1103..	BFTX02506	T8
C14Q-SVQCR-11	C14Q-SVQCL-11	●	○	14	180	17	3.0	18				
C16R-SVQCR-11	C16R-SVQCL-11	●	○	16	200	19	3.0	20				
C20S-SVQCR-11	C20S-SVQCR-11	●	○	20	250	24	4.0	25				
C25T-SVQCR-16	C25T-SVQCR-16	●	○	25	300	31	6.0	33		1604..	BFTX04010	T15
C32U-SVQCR-16	C32U-SVQCR-16	●	○	32	350	39	7.0	42				
C40V-SVQCR-16	C40V-SVQCR-16	●	○	40	400	49	9.0	52				

* 刀片需单独订购。Blades to be ordered separately.

●标准库存Standard inventory ○订单生产The order production

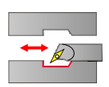

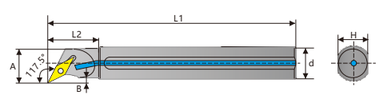

CARBIDE WITH COOLANT 中心出水

型号 Model 右刀 Right hand	型号 Model 左刀 Left hand	库存 Stock R	库存 Stock L	尺寸 Size (mm) Ød	L1	A	B	Min Cutting Diameter 最小加工直径	刀片 Insert		螺钉 Clamp Screw	扳手 Wrench
E08K-SVQBR-08	E08K-SVQBL-08	●	○	08	125	11	3.0	12	VBGT VBMT	0802..	BFTX02206	T7
E10M-SVQBR-08	E10M-SVQBL-08	●	○	10	150	13	3.0	14				
E12Q-SVQBR-11	E12Q-SVQBL-11	●	○	12	180	15	3.0	16		1103..	BFTX02506	T8
E14Q-SVQBR-11	E14Q-SVQBL-11	●	○	14	180	17	3.0	18				
E16R-SVQBR-11	E16R-SVQBL-11	●	○	16	200	19	3.0	20				
E20S-SVQBR-11	E20S-SVQBR-11	●	○	20	250	24	4.0	25				
E25T-SVQBR-16	E25T-SVQBR-16	●	○	25	300	31	6.0	33		1604..	BFTX04010	T15
E32U-SVQBR-16	E32U-SVQBR-16	●	○	32	350	39	7.0	42				
E40V-SVQBR-16	E40V-SVQBR-16	●	○	40	400	49	9.0	52				

* 刀片需单独订购。Blades to be ordered separately.

●标准库存Standard inventory ○订单生产The order production

93° SVUCR/L
93° SVUBR/L

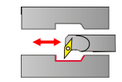

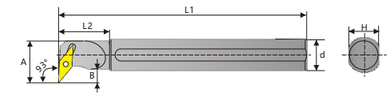

(STEEL钢)

型号 Model 右刀 Right hand	型号 Model 左刀 Left hand	库存 Stock R	库存 Stock L	尺寸 Size (mm) D	L1	L2	A	B	Min Cutting Diameter 最小加工直径	刀片 Insert		刀垫 Shim	档坠 Shim pin	螺钉 Clamp Screw	扳手 Wrench
S12M-SVUCR-08	S12M-SVUCL-08	●	○	12	150	34	15	3	16	VCMT VCGT	0802..	–	–	BFTX0205	TRX06
S16Q-SVUCR-11	S16Q-SVUCL-11	●	○	16	180	33	19	3	20		1103..	–	–	BFTX02506	TRX08
S20Q-SVUCR-11	S20Q-SVUCL-11	●	○	20	180	43	24	4	25						
S25R-SVUCR-16	S25R-SVUCL-16	●	○	25	200	40	30	7	34		1604..	SSV32	BCP141	BFTX03511	TRX15
S32S-SVUCR-16	S32S-SVUCL-16	●	○	32	250	50	40	8	42						
S40T-SVUCR-16	S40T-SVUCL-16	●	○	40	300	60	50	10	55						

* 刀片需单独订购。Blades to be ordered separately.

●标准库存Standard inventory ○订单生产The order production

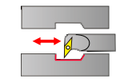

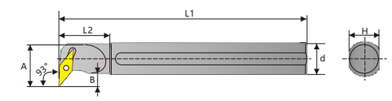

(CARBIDE钨钢)

型号 Model 右刀 Right hand	型号 Model 左刀 Left hand	库存 Stock R	库存 Stock L	尺寸 Size (mm) Ød	L1	A	B	Min Cutting Diameter 最小加工直径	刀片 Insert		螺钉 Clamp Screw	扳手 Wrench
C10M-SVUCR-08	C10M-SVUCL-08	●	○	10	150	13	3.0	14	VCGT VCMT	0802..	BFTX02206	T7
C12Q-SVUCR-08	C12Q-SVUCL-08	●	○	12	180	15	3.0	16				
C14Q-SVUCR-11	C14Q-SVUCL-11	●	○	14	180	17	3.0	18		1103..	BFTX02506	T8
C16R-SVUCR-11	C16R-SVUCL-11	●	○	16	200	19	3.0	20				
C20S-SVUCR-11	C20S-SVUCL-11	●	○	20	250	24	4.0	25				
C25T-SVUCR-11	C25T-SVUCL-11	●	○	25	300	30	5.0	32				
C25T-SVUCR-16	C25T-SVUCL-16	●	○	25	300	32	7.0	34		1604..	BFTX04010	T15
C32U-SVUCR-16	C32U-SVUCL-16	●	○	32	350	40	8.0	42				
C40V-SVUCR-16	C40V-SVUCL-16	●	○	40	400	50	10	55				

* 刀片需单独订购。Blades to be ordered separately.

●标准库存Standard inventory ○订单生产The order production

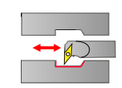

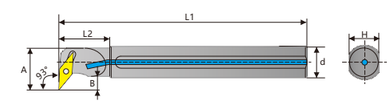

CARBIDE WITH COOLANT 中心出水

型号 Model 右刀 Right hand	型号 Model 左刀 Left hand	库存 Stock R	库存 Stock L	尺寸 Size (mm) Ød	L1	A	B	Min Cutting Diameter 最小加工直径	刀片 Insert		螺钉 Clamp Screw	扳手 Wrench
E10M-SVUCR-08	E10M-SVUCL-08	●	○	10	150	13	3.0	14	VBGT VBMT	0802..	BFTX02206	T7
E12Q-SVUCR-08	E12Q-SVUCL-08	●	○	12	180	15	3.0	16				
E14Q-SVUCR-11	E14Q-SVUCL-11	●	○	14	180	17	3.0	18		1103..	BFTX02506	T8
E16R-SVUCR-11	E16R-SVUCL-11	●	○	16	200	19	3.0	20				
E20S-SVUCR-11	E20S-SVUCL-11	●	○	20	250	24	4.0	25				
E25T-SVUCR-11	E25T-SVUCL-11	●	○	25	300	30	5.0	32				
E25T-SVUCR-16	E25T-SVUCL-16	●	○	25	300	32	7.0	34		1604..	BFTX04010	T15
E32U-SVUCR-16	E32U-SVUCL-16	●	○	32	350	40	8.0	42				
E40V-SVUCR-16	E40V-SVUCL-16	●	○	40	400	50	10	55				

* 刀片需单独订购。Blades to be ordered separately.

●标准库存Standard inventory ○订单生产The order production

车削刀片(正型)
Turning Inserts (Positive)

WB..

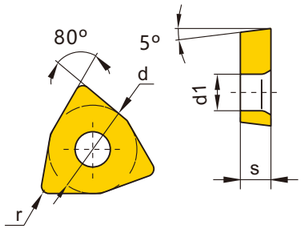

型号 Model	尺寸 Size (mm) d	s	d1
WB..0601..	3.97	1.59	2.3

刀片外形 Insert shape	型号 Model	r	进给fn mm/rev	切深ap mm	KC3110	KC3125	KC1115	KC1125	KC1135	KP1110	KP2120	KP2130	KP6105	KP6110	KT20	KCT20	KW20	KCW20
					刀片材质及适用加工材料 Insert grades and application													
 (有标准库存) 精加工 Finishing	WBGT060101R-F	0.1	0.01-0.05	0.1-0.3							●				●			
	WBGT060101L-F	0.1	0.01-0.05	0.1-0.3							●				●			
	WBGT060102R-F	0.2	0.01-0.08	0.1-0.4							●				●			
	WBGT060102L-F	0.2	0.01-0.08	0.1-0.4							●				●		●	
	WBGT060104R-F	0.4	0.01-0.10	0.1-0.5							●				●			
	WBGT060104L-F	0.4	0.01-0.10	0.1-0.5							●				●		●	
钢 Steel											☆				★			
不锈钢 Stainless Steel											★							
铸铁 Cast Iron																		
有色金属 Nonferrous Metal																	★	
耐热合金 Heat Resistant Alloy																		
淬硬钢 Hardened Steel																		

★ 首选Preferred ☆ 可选optional ●标准库存standard stock ○订单生产order production

93° SWUBR(小径)


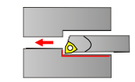
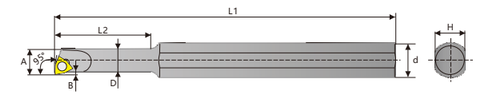

(STEEL钢)

型号 Model 右刀 Right hand	左刀 Left hand	库存 Stock R	L	尺寸 Size (mm) D	Ød	L2	L1	A	B	Min Cutting Diameter 最小加工直径	刀片 Insert	螺钉 Clamp Screw	扳手 Wrench
H1005K-SWUBR06-20	H1005K-SWUBR06-20	●	○	05	10	20	125	5.4	0.4	6	WB--0201 WB--0601	M2.0	T6
H1006K-SWUBR06-24	H1006K-SWUBR06-24	●	○	06	10	24	125	6.4	0.4	7			

* 刀片需单独订购。Blades to be ordered separately. ●标准库存Standard inventory ○订单生产The order production


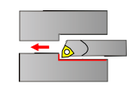
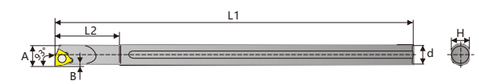

(CARBIDE钨钢)

型号 Model 右刀 Right hand	左刀 Left hand	库存 Stock R	L	尺寸 Size (mm) Ød	L1	A	B	Min Cutting Diameter 最小加工直径	刀片 Insert	螺钉 Clamp Screw	扳手 Wrench
C05H-SWUBR-06	C05H-SWUBL-06	●	○	05	100	5.4	0.4	5.8	WB--0601 WB--0201	M2.0	T6
C06J-SWUBR-06	C06J-SWUBL-06	●	○	06	110	6.4	0.4	6.8			
C07K-SWUBR-06	C07K-SWUBL-06	●	○	07	125	7.4	0.4	7.8			
C08K-SWUBR-06	C08K-SWUBL-06	●	○	08	125	8.5	0.5	9.0			

* 刀片需单独订购。Blades to be ordered separately. ●标准库存Standard inventory ○订单生产The order production


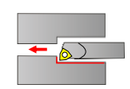
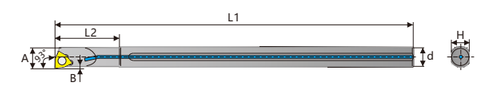

CARBIDE WITH COOLANT 中心出水

型号 Model 右刀 Right hand	左刀 Left hand	库存 Stock R	L	尺寸 Size (mm) Ød	L1	A	B	Min Cutting Diameter 最小加工直径	刀片 Insert	螺钉 Clamp Screw	扳手 Wrench
E05H-SWUBR-06	E05H-SWUBL-06	●	○	05	100	5.4	0.4	5.8	WB--0601 WB--0201	M2.0	T6
E06J-SWUBR-06	E06J-SWUBL-06	●	○	06	110	6.4	0.4	6.8			
E07K-SWUBR-06	E07K-SWUBL-06	●	○	07	125	7.4	0.4	7.8			
E08K-SWUBR-06	E08K-SWUBL-06	●	○	08	125	8.5	0.5	9.0			

* 刀片需单独订购。Blades to be ordered separately. ●标准库存Standard inventory ○订单生产The order production

– 小零件刀具

Small Parts Cutting Tools





Contents

目录▶

E

外径车削-前车加工

Outer diameter turning - front turning

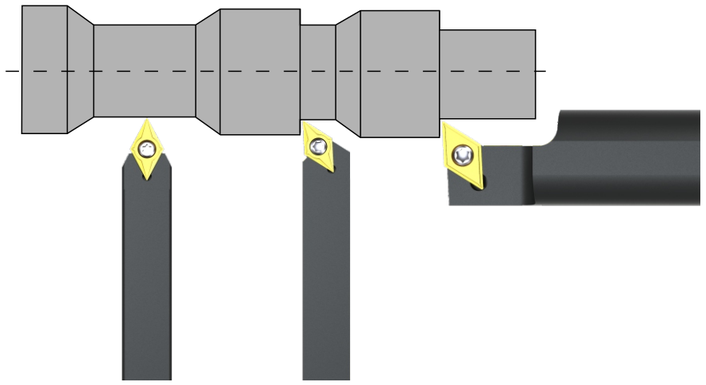

CC...0602 CC...09T3			TN...160408
SCLCR/L-F	ACLCR/L-F	S-SCLCL圆柄	PTLNR
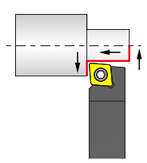 P19	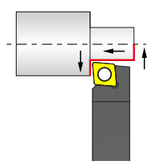 P19	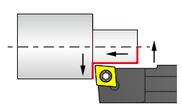 P20	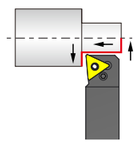 P23

DC...0702 DC...11T3			
SDJCR/L-F	ADJCR/L-F	S-SDUCL圆柄	SDNCN
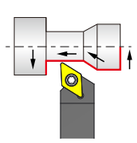 P25	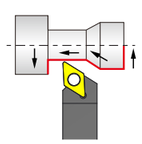 P25	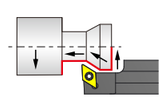 P26	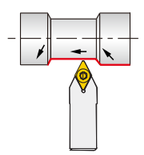 P26

VB..1103..			
SVJBR/L-F	AVJBR/L-F	S-SVUBL圆柄	SVVBN
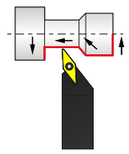 P31	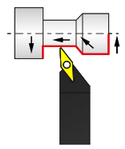 P31	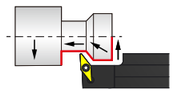 P32	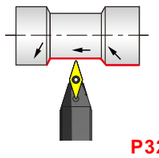 P32

VC..1103..			
SVJCR/L-F	AVJCR/L-F	S-SVUCL圆柄	SVVCN
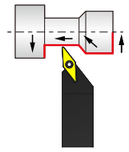 P29	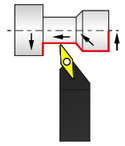 P29	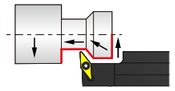 P30	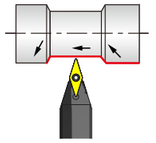 P30

KTP12R/L-FQ	CSVF	
KTP12R/L	CSVR/L	
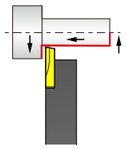 P43	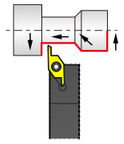 P56	

外径车削-后车加工

Outer diameter turning - back turning

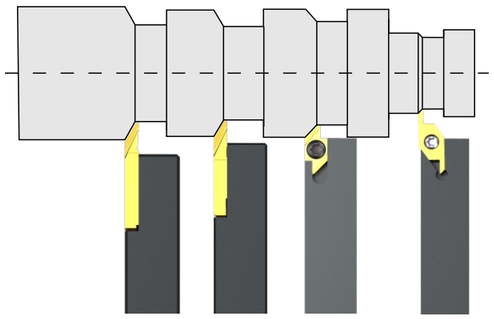

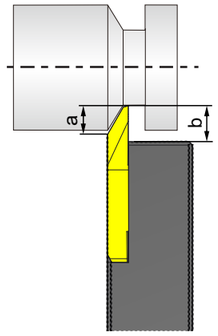

a:有效切刃长
b:可加工深度

刀片 Insert	ABS15R40..	KTP12R/L-FB	KTP16R/L-FB	KTP28R/L-FB
	SABS..-40F	KTP12R/L	KTP16R/L	KTP28R/L
刀杆 Holder	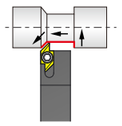 P35	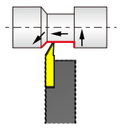 P45	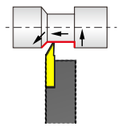 P48	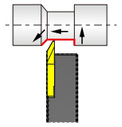 P51
a(mm)	0~4	0~4.5	0~6	0~6
b(mm)	4	6	8	6.5

刀片 Insert	KTP38R/L-FB	CSVB		
	KTP38R/L	CSVR/L		
刀杆 Holder	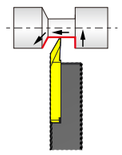 P54	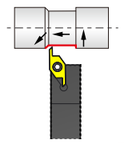 P56		
a(mm)	0~8	0~1		
b(mm)	9	2		

槽加工/多功能加工刀具

Grooving processing/ Multi function tools

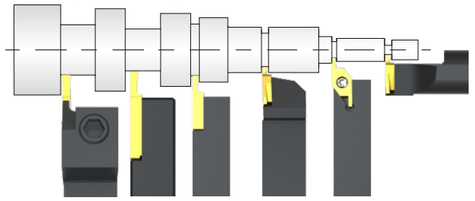

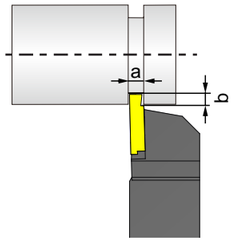

a:槽宽度
b:可加工深度

外径槽加工 External Grooving

刀片 Insert	TGF32..			KTP12R/L-FN
	KTGFR/L-F	KTGXFR	S-KTGFL圆柄	KTP12R/L
刀杆 Holder	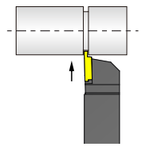 P37	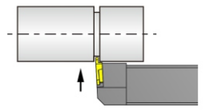 P37	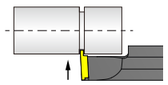 P38	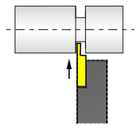 P44
a(mm)	0.3~3.0	0.3~3.0	0.3~3.0	0.5~2.5
b(mm)	0~2.7	0~2.7	0~2.7	0~6.0

刀片 Insert	KTP16R/L-FN	KTP28R/L-FN	KTP38R/L-FN	CSVG
	KTP16R/L	KTP28R/L	KTP38R/L	CSVR/L
刀杆 Holder	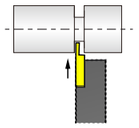 P47	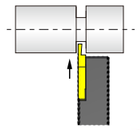 P50	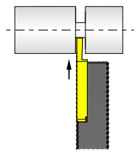 P53	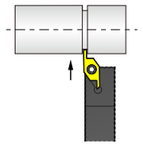 P58
a(mm)	0.5~3.5	0.5~2.5	0.5~3.5	0.25~1.5
b(mm)	0~8.0	0~6.5	0~8.0	0~2.6

刀片 Insert	WD			
	TWDR/L			
刀杆 Holder	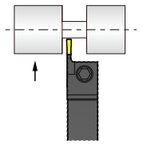 P60			
a(mm)	2~5			
b(mm)	0~25			

内径槽加工Internal Grooving

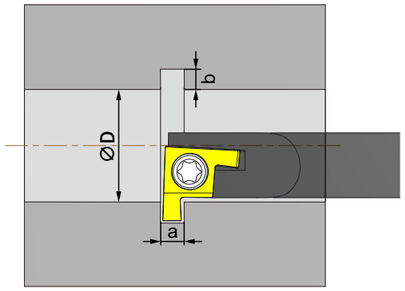

刀片 Insert	GER/L...A-E	PSGR
	SIGE	SL
刀杆 Holder	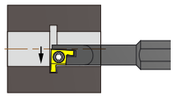 P40	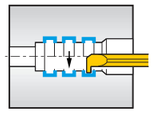 P68
a(mm)	1.0~4.0	1.0~2.5
b(mm)	0~6. 5	0~2.0
D(mm)	8	≧3.2

端面槽加工Face Grooving

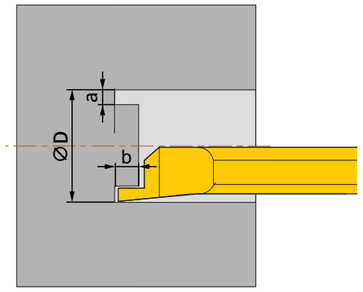

刀片 Insert	CSVG	PSGFR
	CSVR/L	SL
刀杆 Holder	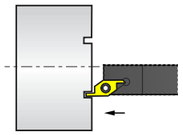 P58	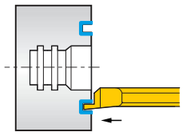 P67
a(mm)	1.0~2.0	1.0~4.5
b(mm)	0~3.0	0~5.0
D(mm)	≧6.0	≧6.0

切断加工/多功能加工刀具

Cutting off processing/ Multi function tools

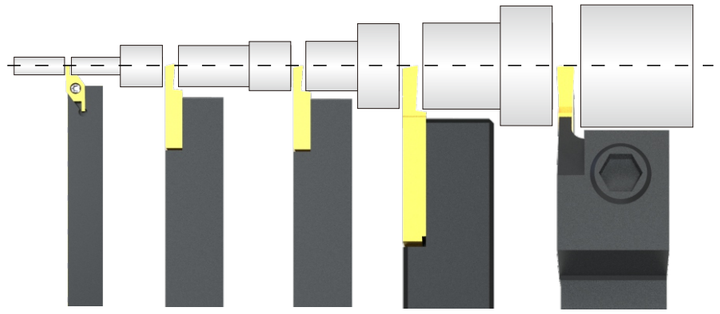

刀片 Insert	KTP12R/L-FA	KTP16R/L-FA	KTP28R/L-FA	KTP38R/L-FA
	KTP12R/L	KTP16R/L	KTP28R/L	KTP38R/L
刀杆 Holder	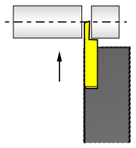 P45	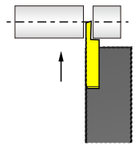 P47	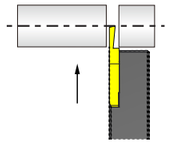 P50	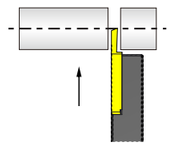 P53
加工直径	0~12.0	0~16.0	0~17.0	0~20.0
刀片宽度	0.5~2.5	0.5~3.5	1.0~2.5	1.0~4.0

刀片 Insert	CSVC	WD		
	CSVR/L	TWDR/L		
刀杆 Holder	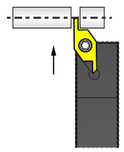 P57	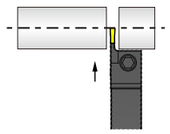 P60		
加工直径	0~5.0	0~50.0		
刀片宽度	0.6~1.5	2.0~5.0		

内孔加工刀具
Boring tools

型号 Size	刀片外形 Shape	应用范围 Applicable	特点 Features
PSBR		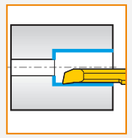	内孔加工 最小加工直径3.2mm Inner hole machining Minimum machining diameter 3.2 mm
PSCR		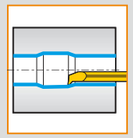	内孔倒拉加工 最小加工直径3.2mm Back turning machining for inner hole Minimum machining diameter is 3.2mm
PSGR		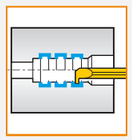	内孔切槽加工 最小加工直径3.2mm,槽宽1.0-2.5mm Internal grooving machining Minimum machining diameter is 3.2mm, Goove width is 1.0-2.5mm
PSGFR		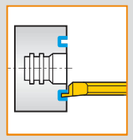	端面槽加工 最小加工直径6.0mm 槽宽1.0-4.5mm Face grooving machining Minimum machining diameter 6.0mm Groove width 1.0-4.5mm
PSTR		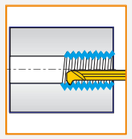	内螺纹加工 最小加工直径3.3mm 螺距0.5-1.5mm Internal thread machining Minimum machining diameter 3.3mm Pitch 0.5-1.5mm
C-SWUBR/L E-SWUBR/L		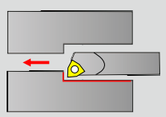	内孔加工 最小加工直径4.8mm Inner hole machining Minimum processing diameter 4.8 mm
C-SCLCR/L E-SCLCR/L		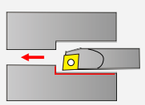	内孔加工 最小加工直径4.8mm Inner hole machining Minimum processing diameter 4.8 mm

螺纹加工
Threading processing

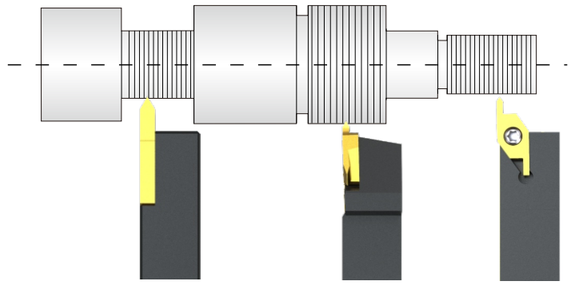

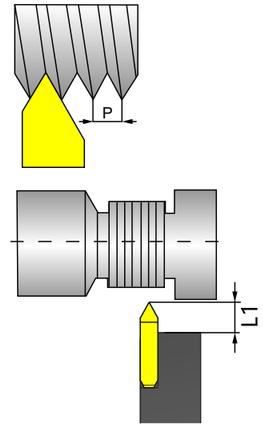

刀片 Insert	KTP12R/L-FT	KTP16R/L-FT	KTP28R/L-FT	KTP38R/L-FT
	KTP12R/L	KTP16R/L	KTP28R/L	KTP38R/L
刀杆 Holder	 P44	 P48	 P51	 P54
P螺距	0.3~3.0	0.3~3.0	0.3~3.0	0.3~3.5
L距离	6.0	8.0	8.0	10.0

刀片 Insert	CSVT	TTX32R..		
	CSVR/L	KTTXR	S-KTTX圆柄	
刀杆 Holder	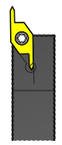 P57	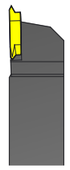 P72	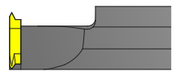 P72	
P螺距	0.2~0.5	0.8~3.0	0.8~3.0	
L距离	3.0	4.0	3.0	

刀片材质一览表
Summary of Insert Grades

普通车削加工
General Turning

材质符号 Workpiece Material	P 钢 Steel					M 不锈钢 Stainless steel				K 铸铁 Cast Iron				N 有色金属 Nonferrous			S 耐热合金 NRSA				H 高硬材料 Hardess		
ISO	P01	P10	P20	P30	P40	M01	M10	M20	M30	M40	K01	K10	K20	K30	N10	N20	N30	S01	S10	S20	S30	H01	H10	H20
CVD 涂层硬质合金 CVD Coated Carbide		KC1115										KC3110												
			KC1125																					
PVD 涂层硬质合金 PVD Coated Carbide		KP2120					KP2120					KP2120							KP6105				KP1110	
								KP2130											KP6110					
		KKX					KKX					KKX												
硬质合金 Uncoated Carbide																KW20								
金属陶瓷 Cermet		KT20					KT20					KT20												
金刚石 PCD																KCD10								
氮仿氮化硼 PCBN																							KBN5010	

刀片材质一览表
Summary of Insert Grades

切断切槽加工
For Grooving, Parting off

材质符号 Workpiece Material	P 钢 Steel					M 不锈钢 Stainless steel				K 铸铁 Cast Iron				N 有色金属 Nonferrous			S 耐热合金 NRSA				H 高硬材料 Hardess		
ISO	P01	P10	P20	P30	P40	M01	M10	M20	M30	M40	K01	K10	K20	K30	N10	N20	N30	S01	S10	S20	S30	H01	H10	H20
PVD 涂层硬质合金 PVD Coated Carbide		KTX										KTX												
			KVX					KVX																
硬质合金 Uncoated Carbide																KW20								

整体合金内孔镗刀
Solid Carbide Mini Boring Bar

材质符号 Workpiece Material	P 钢 Steel					M 不锈钢 Stainless steel				K 铸铁 Cast Iron				N 有色金属 Nonferrous			S 耐热合金 NRSA				H 高硬材料 Hardess		
ISO	P01	P10	P20	P30	P40	M01	M10	M20	M30	M40	K01	K10	K20	K30	N10	N20	N30	S01	S10	S20	S30	H01	H10	H20
PVD 涂层硬质合金 PVD Coated Carbide		KTX																						
			KVX					KVX					KVX											
硬质合金 Uncoated Carbide																KW20								

螺纹加工
Threading Turning

材质符号 Workpiece Material	P 钢 Steel					M 不锈钢 Stainless steel				K 铸铁 Cast Iron				N 有色金属 Nonferrous			S 耐热合金 NRSA				H 高硬材料 Hardess		
ISO	P01	P10	P20	P30	P40	M01	M10	M20	M30	M40	K01	K10	K20	K30	N10	N20	N30	S01	S10	S20	S30	H01	H10	H20
PVD 涂层硬质合金 PVD Coated Carbide		KTX										KTX												
							KKX																	
			KVX					KVX																
硬质合金 Uncoated Carbide																KW20								

PCD Inserts
PCD刀片

PCD材质 PCD material

材质 Grades	特性 Characteristic	应用 Application	颗粒尺寸 Grain size (μm)	硬度 Hardness (Hv)	抗弯强度 Bending strength (kgf)
KPD05	超微颗粒钻精华，可以制造锋利切削刃，是有色金属加工的合适材质 Ultra fine particle drilling essence, can make sharp cutting edge, It is a suitable material for non-ferrous metal processing	塑料、木头、铝合金精加工 Plastic,wood, aluminum alloy processing.	5μm	10,000 ~ 12,000	220
KPD10	细颗粒的材质，粒度精密，适合有色金属、石墨加工 Fine particle material, fine granularity, suitable for non-ferrous metals, graphite processing	高硅铝合金、紫青铜合金、橡胶、木头、石墨加工 High silicon aluminum alloy, purple bronze alloy, rubber, wood, graphite processing	10μm	10,000 ~ 12,000	200
KPD25	粗颗粒的材质具有杰出的耐磨性用于高硅铝合金和硬质合金加工 Rough grained material has excellent wear resistance For high silicon aluminum alloy and cemented carbide processing	硬质合金、陶瓷粗加工、高硅铝合金、岩石、石材 Carbide, ceramic rough processing, high silicon aluminum alloy, rock, stone	25μm	10,000 ~ 12,000	110

推荐切削条件 Recommended cutting conditions

被加工材质 Processed material	切削速度 Cutting speed (m/min)	进给 Feeding (mm/rev)	切深 Cut deep (mm)	推荐材质 Recommended material 1st	2nd
铝合金（4%~8% Si） Aluminum alloy (4%~8%, Si)	1000~3000	0.1~0.6	~3	KPD10	KPD25
铝合金（9%~14% Si） Aluminum alloy (9%~14%, Si)	600~2500	0.1~0.5	~3	KPD10	KPD25
铝合金（15%~18% Si） Aluminum alloy (15%~18%, Si)	300~700	0.1~0.4	~3	KPD10	KPD25
紫铜，青铜合金 Red copper, bronze alloy	~1000	0.05~0.2	~3	KPD10	KPD25
高强度塑料 High strength plastic	~1000	0.1~0.3	~2	KPD10	KPD25
木材 wood	~4000	0.1~0.4	-	KPD10	KPD25
硬质合金 Cemented carbide	10~30	~0.2	~0.5	KPD05	KPD10

PCBN Inserts
PCBN刀片

淬火钢切削
Hardened steel cutting

硬车-优势:
Hard Turning – Advantages

- 以车代磨 Substitution of Grinding by Turning
- 降低生产成本 Decreased production costs
- 最小化投资 Smaller investment
- 更高的工艺灵活性 Higher flexibility in manufacturing process
- 简化工艺流程 Shorter process chain
- 环保Environmentaly friendly

系列	用途
涂层PCBN	有加冷却液的工况 Add coolant condition 淬火钢加工首选 Preferred for hardened steel processing 要求高效加工 Demand efficient processing 要求高速高精度加工 High speed and high precision machining is required
未涂层PCBN	低刚性加工 Low rigidity machining 不能提高切削速度时的小零件加工 在加工多样硬质粒子材料时 Cannot improve the cutting speed when machining small parts In the processing of various hard particle materials

推荐材质The recommended material

	材质	结合材	含有率 %	粒度μm	硬度HV	抗折力Gpa	特点
涂层 coating	KCBN7030	TiCN	70-75	1	34-36	1.4-1.5	在强韧的母材上加上优秀的涂层，实现高效和长寿命 With excellent coating on strong base material, high efficiency and long life are achieved
	KCBN710	TiN	65-70	2	33-35	1.5-1.6	在强韧的母材上结合耐磨涂层，实现加工寿命长 The strong base material is combined with wear-resistant coating to achieve long processing life
	KCBN6020	TiN	60-65	2	31-33	1.2-1.3	在淬火钢的精加工时保持稳定的高精度 Maintain stable and high precision in the finishing of hardened steel
	KCBN610	TiN	55-60	2	31-33	1.2-1.3	优秀的耐磨损性涂层，实现稳定的加工 Excellent wear-resistant coating for stable processing
	KCBN5010	TiCN	50-55	1	30-32	1.1-1.2	提高涂层的和母材的耐磨损性，实现优良的表面粗糙度 Improve the abrasion resistance of coating and base material to achieve excellent surface roughness
无涂层 No coating	KBN7030	TiCN	70-75	1	34-36	1.4-1.5	淬火钢通用加工，优秀的抗崩损性和耐磨性 Hardened steel general processing, excellent resistance to breakage and wear resistance
	KBN710	TiN	65-70	2	33-35	1.5-1.6	优良的刀头强度，适用于断续加工 Excellent blade strength, suitable for intermittent machining
	KBN6020	TiN	60-65	2	31-33	1.2-1.3	优良的耐月牙洼磨损性，适用高效率加工 Excellent crescent depression wear resistance, suitable for high efficiency processing
	KBN610	TiN	55-60	2	31-33	1.2-1.3	通用材质，兼备了耐磨损性 Universal material with wear resistance
	KBN5010	TiCN	50-55	1	30-32	1.1-1.2	优秀的耐磨损性，适合高速连续加工 Excellent wear resistance, suitable for high-speed continuous machining

推荐切削条件表
Recommended Cutting Conditions

切削工况 Applications	材质牌号 Grade	切削速度推荐值 Recommended Cutting Speed Vc(m/min)	f(mm/rev)	ap(mm)
连续切削	KBN5010	110-180-300	0.03-0.10-0.20	0.03-0.20-0.35
一般切削	KBN610	50-100-160	0.03-0.20-0.40	0.03-0.20-0.35
	KBN6020	80-160-200	0.03-0.10-0.20	0.03-0.20-0.35
断续切削	KBN710	50-100-150	0.03-0.10-0.20	0.03-0.20-0.35
	KBN7030	60-100-180	0.03-0.10-0.20	0.03-0.20-0.35

车削刀片材质简介
Turning Insert Grades

PVD涂层硬质合金系列
PVD coating carbide inserts

KP1110 适用类型：精，半精加工
Cutting Range: Finishing and Semi-finishing



TiAlN涂层与超细颗粒的强韧性基体相结合,具有良好的抗积屑瘤特性,
能延长刀具寿命,适合于高硬钢的精加工及半精加工

TiAlN coating on super micro-grain carbide substrate with good
toughness, superior adhesion resistance and longer tool life
Application: Suitable for high hardness steel cutting



KP2120 适用类型：精，半精加工
Cutting Range: Finishing and Semi-finishing



TiAlN涂层与超细颗粒的强韧性基体相结合,具有良好的抗积屑瘤特性,
能延长刀具寿命,适合于不锈钢的精加工及半精加工

TiAlN coating on super micro-grain carbide substrate with good
toughness, superior adhesion resistance and longer tool life
Application: Suitable for stainless steel cutting



KP2130 适用类型：半精到轻微粗加工
Cutting Range: Semi-finishing to Light Roughing

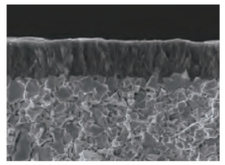

韧性好的基体和TiCN,TiN涂层相结合，具有良好耐热冲击性和耐机械
冲击性，适合于不锈钢的半精加工和粗加工，亦可用于断续切削。

TiCN and TiN coating on good toughness carbide substrate,
superior resistance to thermal shock and mechanical shock,
Application: Suitable for stainless steel cutting and interrupted
cutting.



车削刀片材质简介
Turning Insert Grades

PVD涂层硬质合金系列
PVD coating carbide inserts

KP6105 适用类型：精，半精加工
Cutting Range: Finishing and Semi-finishing



TiAlN涂层与超细颗粒的强韧性基体相结合,具有良好的抗积屑瘤特性,
能延长刀具寿命,适合于钛合金/高温合金的精加工及半精加工

TiAlN coating on super micro-grain carbide substrate with good
toughness, superior adhesion resistance and longer tool life
Application: Suitable for Titanium/Superalloy cutting



KP6110 适用类型：精，半精加工
Cutting Range: Finishing and Semi-finishing



TiAlN涂层与超细颗粒的强韧性基体相结合,具有良好的抗积屑瘤特性,
能延长刀具寿命,适合于不锈钢，钛合金，高温合金的精加工及半精加工

TiAlN coating on super micro-grain carbide substrate with good
toughness, superior adhesion resistance and longer tool life
Application: Suitable for Suitable for stainless steel, titanium, superalloy cutting

车削刀片材质简介
Turning Insert Grades

金属陶瓷牌号
Cermet Grades

KT20



钢,铸铁,不锈钢通用牌号;车,铣削兼用,高耐磨损性及韧性兼备.

For turning and milling of steel ,cast iron and stainless,
High wear resistance and good roughness

涂层金属陶瓷牌号
Coating Cermet Grades

KCT20



钢,铸铁,不锈钢通用牌号;车,铣削兼用,高耐磨损性及韧性兼备.

For turning and milling of steel ,cast iron and stainless,
High wear resistance and good roughness

车削刀片材质简介
Turning Insert Grades

加工 N 类材料牌号
Grades for N applications

KW20



细颗粒硬质合金基体，具有高的硬度和良好的耐磨性，适合于铜，铝合金的加工,表面抛光处理，减少积屑瘤的产生。

Micro-grain carbide substrate with high hardness and superior wear resistance
Application: copper alloys and aluminum alloys
Buffed on top face reduced built-up edge

KCW20



细颗粒硬质合金基体，具有高的硬度和良好的耐磨性，适合于铜，铝合金的加工,表面抛光处理，减少积屑瘤的产生。

Micro-grain carbide substrate with high hardness and superior wear resistance
Application: copper alloys and aluminum alloys
Buffed on top face reduced built-up edge

材质简介
Insert Grades

PVD涂层硬质合金系列
PVD coating carbide inserts

KTX

适用类型：精，半精加工
Cutting Range: Finishing and Semi-finishing

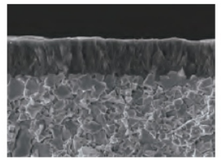

高硬度的硬质合金基体,具有较好的高温红硬性,匹配通用性良好的 TiCN PVD涂层,
推荐用于钢件材质的车削

With highly hard substrate, favorable red hardness and .Use TiCN PVD coating with excellent versatility
Application: Suitable for steel cutting

KVX

适用类型：精，半精加工
Cutting Range: Finishing and Semi-finishing



高硬度的硬质合金基体,具有较好的高温红硬性,匹配通用性良好的 TiAlN PVD涂层,
推荐用于不锈钢材质的车削

With highly hard substrate, favorable red hardness and .Use TiAlN PVD coating with excellent versatility
Application: Suitable for stainless steel cutting

KKX

适用类型：精，半精加工
Cutting Range: Finishing and Semi-finishing

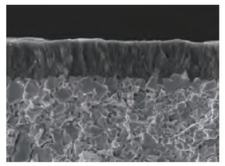

高硬度的硬质合金基体,具有较好的高温红硬性,匹配通用性的PVD复合涂层,
推荐用于不锈钢和钢件材质的车削

With highly hard substrate, favorable red hardness and excellen tversatility
Application: Suitable for stainless steel and steel cutting



车削刀片一览表
Features of Turning Insert

车削刀片(正型)
Turning Inserts (Positive)

槽型 Chipbreaker	刀片外形 Shape	断屑范围 Applicable Chipbreaker Range	特点 Features
无 None		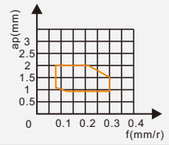	钢件和不锈钢内孔的精加工到半精加工，简洁的断屑槽设计，通用性强，应用范围广 Finishing to semi finishing of steel parts and stainless steel inner holes, simple chip breaking groove design, Strong universality and wide application range
FG		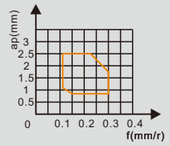	独特的槽型设计在保证刃口锋利的基础上,增加了刀片的抗冲击力能够有效避免刀片切削堆积,适用于钢件,不锈钢的半精加工 Special chip breaker design to keep both sharp cutting edge and good impact resistance which can efficiently avoid accumulated and suited for semi-finishing steel and stainless steel.
SA		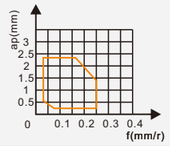	用于不锈钢和高温合金的超精加工到精加工, 在低进给和小切深时具备优越的断屑效果, 在加工时能得到良好的表面光洁度和更长的刀具寿命 For superfinishing to finishing of stainless steel and superalloys, Excellent chip breaking effect at low feed and small cutting depth, Good surface finish and longer tool life can be obtained during machining
R/L-F		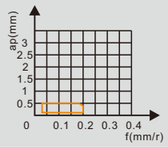	精加工 控制切屑流向,切削阻力小 Finishing control cutting flow direction which can reduce the cutting resistance
R/L-U		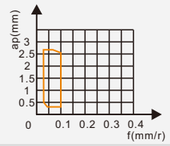	适用于精加工和半精加工 低进给条件下,即使切深变化也能控制切屑, Suitable for finishing and semi-finishing, it can control the chip even under low feed conditions.
APK		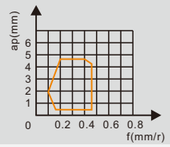	铝合金切削用 大前角,刀尖锋利度高 For aluminum alloy cutting Sharp tool nose due to large rake angle
AM		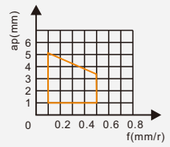	刀尖强度，切削处理的万能排屑槽 Tip strength, universal chip removal groove for cutting

前车加工 Front Turning holder
95° SCLCR/L

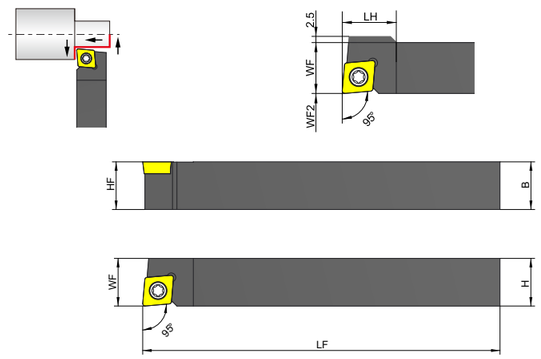

右手刀图例
Legend of right hand knife

型号 Model		库存 Stock R	库存 Stock L	尺寸（mm） H	HF	B	LF	LH	WF	WF2	适用刀片 Insert	螺钉 Screw	扳手 Wrench
J-SCLCR0808K06	J-SCLCL0808K06	●	●	8	8	8	100	-	8	0	CC...0602	M2.5X8	T8
J-SCLCR1010K06	J-SCLCL1010K06	●	●	10	10	10	120	-	10	0			
J-SCLCR1212K06	J-SCLCL1212K06	●	●	12	12	12		-	12	0	CC...09T3	M3.5X9	T15
J-SCLCR1010K09	J-SCLCL1010K09	●	●	10	10	10		15	10	0			
J-SCLCR1212K09	J-SCLCL1212K09	●	●	12	12	12		-	12	0			
J-SCLCR1616K09	J-SCLCL1616K09	●	●	16	16	16		-	16	0			

* 刀片需单独订购。Blades to be ordered separately.

●标准库存Standard inventory ○订单生产The order production

前车刀杆 Front Turning Holder
95° ACLCR/L

背面锁紧
Back lock

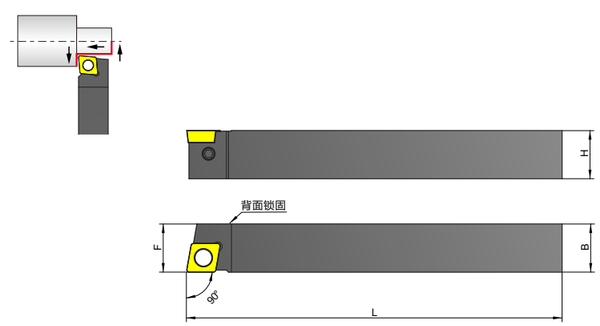

右手刀图例
Legend of right hand knife

型号 Model		库存 Stock R	库存 Stock L	适用刀片 Insert	尺寸（mm） H	B	L	F	Pin	螺钉 Screw	扳手 Wrench
ACLCR1010K06F	ACLCL1010K06F	●	●	CC...0602	10	10	125	10.5	TP-11	M5X12	T20
ACLCR1010K09F	ACLCL1010K09F	●	●	CC...09T3	10	10	125	10.5	TP-13		
ACLCR1212K09F	ACLCL1212K09F	●	●		12	12	125	12			
ACLCR1616K09F	ACLCL1616K09F	●	●		16	16	125	16	TP-17		

* 刀片需单独订购。Blades to be ordered separately.

●标准库存Standard inventory ○订单生产The order production

前车加工 Front Turning holder
95° S-SCLCL圆柄

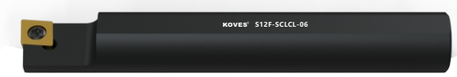

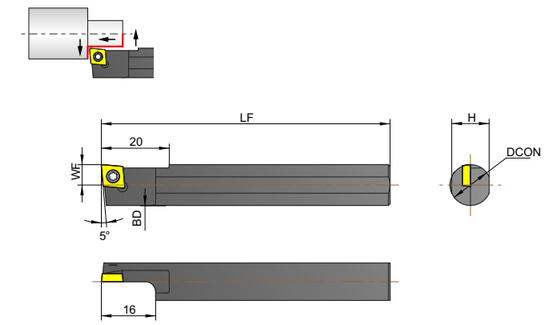

右手刀图例
Legend of right hand knife

型号 Model	库存 Stock	尺寸（mm） DCON	LF	WF	BD	H	RE	适用刀片 Insert	螺钉 Screw	扳手 Wrench
S12F-SCLCL-06	●	12	80	6	13.4	11	0.4	CC...0602	M2.5X6	T8
S14H-SCLCL-06	●	14	100		13.4	13				
S15F-SCLCL-06	●	15.875	85		15.4	15				
S16F-SCLCL-06	●	16	85		15.4	15				
S19G-SCLCL-06	●	19.05	90		18.4	17				
S19K-SCLCL-06	●	19.05	120		18.4	17				
S20G-SCLCL-06	●	20	90		19.4	18				
S20K-SCLCL-06	●	20	120		19.4	18				
S19G-SCLCL-09	●	19.05	90	10	18.4	17	0.4	CC...09T3	M3.5X9	T15
S19K-SCLCL-09	●	19.05	120		18.4	17				
S20G-SCLCL-09	●	20	90		19.4	18				
S20K-SCLCL-09	●	20	120		19.4	18				
S25.0H-SCLCL-09	●	25	100		24.4	23				
S25K-SCLCL-09	●	25.4	120		24.8	23				

* 刀片需单独订购。Blades to be ordered separately.

●标准库存Standard inventory ○订单生产The order production

车削刀片(正型)
Turning Inserts (Positive)
CC..

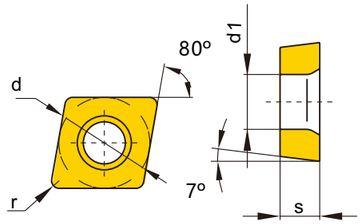

型号 Model	尺寸 Size (mm) d	s	d1
CC..0602..	6.35	2.38	2.8
CC..09T3..	9.525	3.97	4.4
CC..1204..	12.7	4.76	5.5

刀片外形 Insert shape	型号 Model	刀片材质及适用加工材料 Insert grades and application r	进给fn mm/rev	切深ap mm	KCD10	KBN5010	KC1115	KC1125	KC1135	KP1110	KP2120	KP2130	KP6105	KP6110	KT20	KCT20	KW20	KCW20
半精加工 Semi-Finishing 	CCMT060202	0.2	0.02-0.07	0.15-1.6						●	●							
	CCMT060204	0.4	0.05-0.16	0.35-1.9						●	●							
	CCMT09T302	0.8	0.02-0.07	0.15-2.4						●	●							
	CCMT09T304	0.4	0.05-0.16	0.35-2.9						●	●							
	CCMT09T308	0.8	0.10-0.32	0.70-2.9						●	●							
半精加工 / 精加工 Semi-fnishing/Finishing 	CCMT060202FG	0.2	0.07-0.15	0.4-2.0											●			
	CCMT060204FG	0.4	0.08-0.18	0.4-2.0											●			
	CCMT09T304FG	0.4	0.07-0.20	0.4-2.0											●			
	CCMT09T308FG	0.8	0.10-0.25	0.6-2.0											●			
半精加工 / 精加工 Semi-fnishing/Finishing 	CCGT060202APK	0.2	0.01-0.12	0.05-3.0													●	●
	CCGT060204APK	0.4	0.02-0.15	0.1-3.0													●	●
	CCGT060208APK	0.8	0.02-0.20	0.1-4.0													●	●
	CCGT09T302APK	0.2	0.02-0.20	0.05-3.0													●	●
	CCGT09T304APK	0.4	0.02-0.30	0.1-5.0													●	●
	CCGT09T308APK	0.8	0.03-0.50	0.1-5.0													●	●
金刚石刀片 PCD insert 	CCMT060201	0.1	0.10-0.20	0.1-1.0	●													
	CCMT060202	0.2	0.10-0.40	0.1-2.0	●													
	CCMT060204	0.4	0.10-0.60	0.1-3.0	●													
	CCMT09T301	0.1	0.10-0.20	0.1-1.0	●													
	CCMT09T302	0.2	0.10-0.40	0.1-2.0	●													
	CCMT09T304	0.4	0.10-0.60	0.1-3.0	●													
	CCMT09T308	0.8	0.10-0.60	0.1-3.0	●													
断屑槽金刚石刀片 PCD chip breaker insert 	CCMW060204FA	0.4	0.10-0.60	0.1-2.0	●													
	CCMW09T304FA	0.4	0.10-0.60	0.1-3.0	●													
	CCMW09T308FA	0.8	0.10-0.60	0.1-3.0	●													
立方氮化硼刀片 PCBN insert 	2NU-CCGW060202	0.2	0.05-0.15	0.05-1.0		●												
	2NU-CCGW060204	0.4	0.05-0.15	0.05-2.0		●												
	2NU-CCGW060208	0.8	0.05-0.15	0.05-2.0		●												
	2NU-CCGW09T302	0.2	0.05-0.20	0.05-1.0		●												
	2NU-CCGW09T304	0.4	0.05-0.20	0.05-2.0		●												
	2NU-CCGW09T308	0.8	0.05-0.20	0.05-2.0		●												
半精加工 / 精加工 Semi-fnishing/Finishing 	CCGT060201AM	0.1	0.02-0.15	0.10-1.4							●			●				
	CCGT060202AM	0.2	0.02-0.15	0.10-1.4							●			●				
	CCGT09T301AM	0.1	0.02-0.15	0.10-2.4							●			●				
	CCGT09T302AM	0.2	0.02-0.15	0.10-2.4							●			●				
钢 Steel						☆				☆	☆			☆	★			
不锈钢 Stainless Steel											★			★				
铸铁 Cast Iron																		
有色金属 Nonferrous Metal					★												★	★
耐热合金 Heat Resistant Alloy														★				
淬硬钢 Hardened Steel						★				★								

★ 首选Preferred ☆ 可选optional ● 标准库存standard stock ○ 订单生产order production

车削刀片(正型)
Turning Inserts (Positive)
CC..

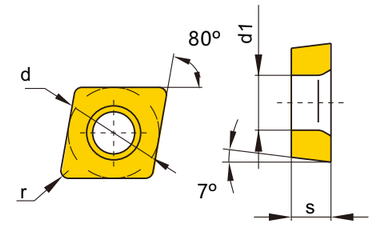

型号 Model	尺寸 Size (mm) d	s	d1
CC..0301..	3. 5	1.4	1.9
CC..0401..	4. 3	1.8	2.3
CC..0602..	6. 35	2.38	2.8
CC..09T3..	9. 525	3.97	4.4

刀片外形 Insert shape	型号 Model	刀片材质及适用加工材料 Insert grades and application r	进给fn mm/rev	切深ap mm	KCD10	KBN5010	KC1115	KC1125	KC1135	KP1110	KP2120	KP2130	KP6105	KP6110	KT20	KCT20	KW20	KCW20
精加工 Finishing 	CCET0301005L-F	0.05	0.01-0.05	0.1-0.3							●			●				
	CCET030101L-F	0.1	0.01-0.05	0.1-0.3							●			●				
	CCET030102L-F	0.2	0.01-0.05	0.1-0.3							●			●				
	CCET0401005L-F	0.05	0.01-0.10	0.1-0.5							●			●				
	CCET040101L-F	0.1	0.01-0.10	0.1-0.5							●			●				
	CCET040102L-F	0.2	0.01-0.10	0.1-0.5							●			●				
	CCET0602005R-F	0.05	0.01-0.06	0.04-1.3							●			●				
	CCET0602005L-F	0.05	0.01-0.06	0.04-1.3							●			●				
	CCET060201R-F	0.1	0.02-0.08	0.05-1.5							●			●				
	CCET060201L-F	0.1	0.02-0.08	0.05-1.5							●			●				
	CCET060202R-F	0.2	0.03-0.11	0.06-1.7							●			●				
	CCET060202L-F	0.2	0.03-0.11	0.06-1.7							●			●				
	CCET09T3005R-F	0.05	0.02-0.08	0.05-1.5							●			●				
	CCET09T3005L-F	0.05	0.02-0.08	0.05-1.5							●			●				
	CCET09T301R-F	0.1	0.03-0.11	0.06-1.7							●			●				
	CCET09T301L-F	0.1	0.03-0.11	0.06-1.7							●			●				
	CCET09T302R-F	0.2	0.04-0.15	0.08-2.0							●			●				
	CCET09T302L-F	0.2	0.04-0.15	0.08-2.0							●			●				
半精加工 / 精加工 Semi-fnishing/Finishing 	CCGT060201R-U	0.1	0.02-0.08	0.05-1.5							●			●	●			
	CCGT060201L-U	0.1	0.02-0.08	0.05-1.5							●			●	●			
	CCGT060202R-U	0.2	0.03-0.11	0.06-1.7							●			●	●			
	CCGT060202L-U	0.2	0.03-0.11	0.06-1.7							●			●	●			
	CCGT060204R-U	0.4	0.05-0.15	0.08-2.0							●			●	●			
	CCGT060204L-U	0.4	0.05-0.15	0.08-2.0							●			●	●			
	CCGT09T301R-U	0.1	0.03-0.11	0.06-1.7							●			●	●			
	CCGT09T301L-U	0.1	0.03-0.11	0.06-1.7							●			●	●			
	CCGT09T302R-U	0.2	0.04-0.15	0.08-2.0							●			●	●			
	CCGT09T302L-U	0.2	0.04-0.15	0.08-2.0							●			●	●			
	CCGT09T304R-U	0.4	0.05-0.20	1.0-2.5							●			●	●			
	CCGT09T304L-U	0.4	0.05-0.20	1.0-2.5							●			●	●			
半精加工 / 精加工 Semi-fnishing/Finishing 	CCGT060201SA	0.1	0.02-0.15	0.10-1.4							●			●				
	CCGT060202SA	0.2	0.02-0.15	0.10-1.4							●			●				
	CCGT060204SA	0.4	0.03-0.20	0.10-1.4							●			●				
	CCGT09T301SA	0.1	0.02-0.15	0.10-2.4							●			●				
	CCGT09T302SA	0.2	0.02-0.15	0.10-2.4							●			●				
	CCGT09T304SA	0.4	0.03-0.20	0.10-2.4							●			●				
	CCGT09T308SA	0.8	0.03-0.25	0.10-2.4							●			●				
钢 Steel											☆			☆	★			
不锈钢 Stainless Steel											★			★				
铸铁 Cast Iron																		
有色金属 Nonferrous Metal															★			
耐热合金 Heat Resistant Alloy														★				
淬硬钢 Hardened Steel																		

★ 首选Preferred ☆ 可选optional ● 标准库存standard stock ○ 订单生产order production

前车刀杆 Front Turning Holder
95° PTLNR

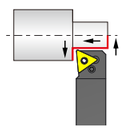

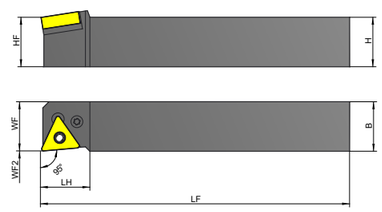

右手刀图例
Legend of right hand knife

型号 Model 右刀 Right hand	型号 Model 左刀 Left hand	库存 Stock R	库存 Stock L	尺寸 Size (mm) H	HF	B	LF	LH	WF	刀片 Insert	刀垫 Shim	锁销 Screw	压板 Lever	压板螺钉 Shim pin	扳手 Hex wrench
PTLNR1016K16F	PTLNL1016K16F	●	●	10	16	16	120	24	20	TN..1604..	PT16	VHX0617	LV3	SP3	S2.5
PTLNR1216K16F	PTLNL1216K16F	●	●	12	16	16	120	24	20						
PTLNR1620K16F	PTLNL1620K16F	●	●	16	16	16	120	24	20						
PTLNR2020K16F	PTLNL2020K16F	●	●	20	20	20	120	24	20						

* 刀片需单独订购。 Blades to be ordered separately.

●标准库存Standard inventory ○订单生产The order production

车削刀片(负型)
Turning Inserts (Negative)
TN..

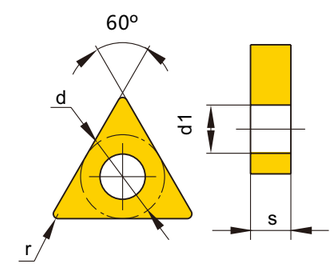

型号 Model	尺寸 Size (mm) d	s	d1
TN..1604..	9.525	4.76	3.81

刀片外形 Insert shape	型号 Model	r	进给fn mm/rev	切深ap mm	KCD10	KBN5010	KC1115	KC1125	KC1135	KP1110	KP2120	KP2130	KP6105	KP6110	KT20	KCT20	KW20	KCW20
半精加工 Semi-Finishing 	TNMG160404MH	0.4	0.07-0.20	0.34-3.7						●	●							
	TNMG160408MH	0.8	0.14-0.40	0.68-3.7						●	●							
精加工 Finishing 	TNGG160401R-F	0.1	0.03-0.20	0.1-1.5							●			●	●			
	TNGG160401L-F	0.1	0.03-0.20	0.1-1.5							●			●	●			
	TNGG160402R-F	0.2	0.05-0.25	0.3-2.0							●			●	●			
	TNGG160402L-F	0.2	0.05-0.25	0.3-2.0							●			●	●			
	TNGG160404R-F	0.4	0.05-0.25	0.3-2.0							●			●	●			
	TNGG160404L-F	0.4	0.05-0.25	0.3-2.0							●			●	●			
半精加工 Semi-Finishing 	TNMG160404R-C	0.4	0.12-0.30	1.0-3.5							●				●			
	TNMG160404L-C	0.4	0.12-0.30	1.0-3.5							●				●			
	TNMG160408R-C	0.8	0.15-0.35	1.3-3.5							●				●			
	TNMG160408L-C	0.8	0.15-0.35	1.3-3.5							●				●			
金刚石刀片 PCD insert 	TNMM160402	0.2	0.10-0.60	0.1-3.0	●													
	TNMM160404	0.4	0.10-0.60	0.1-3.0	●													
	TNMM160408	0.8	0.10-0.60	0.1-3.0	●													
	TNMM160412	1.2	0.10-0.60	0.1-3.0	●													
断屑槽金刚石刀片 PCD chip breaker insert 	TNMA160404FA	0.4	0.10-0.60	0.1-3.0	●													
	TNMA160408FA	0.8	0.10-0.60	0.1-3.0	●													
	TNMA160412FA	1.2	0.10-0.60	0.1-3.0	●													
立方氮化硼刀片 PCBN insert 	3NU-TNGA160402	0.2	0.05-0.15	0.05-2.0		●												
	3NU-TNGA160404	0.4	0.05-0.20	0.05-2.0		●												
	3NU-TNGA160408	0.8	0.05-0.20	0.05-2.0		●												
半精加工 / 精加工 Semi-finishing/Finishing 	TNMG160402AH	0.2	0.04-0.28	0.5-3.0													●	●
	TNMG160404AH	0.4	0.05-0.30	0.8-3.5													●	●
	TNMG160408AH	0.8	0.10-0.40	0.8-3.5													●	●
半精加工 / 精加工 Semi-finishing/Finishing 	TNGG160401SA	0.1	0.05-0.15	0.40-4.1							●			●				
	TNGG160402SA	0.2	0.15-0.44	0.80-4.1							●			●				

刀片材质及适用加工材料 Insert grades and application	KCD10	KBN5010	KC1115	KC1125	KC1135	KP1110	KP2120	KP2130	KP6105	KP6110	KT20	KCT20	KW20	KCW20
钢 Steel			☆			☆	☆			☆	★			
不锈钢 Stainless Steel							★			★				
铸铁 Cast Iron														
有色金属 Nonferrous Metal	★												★	★
耐热合金 Heat Resistant Alloy										★				
淬硬钢 Hardened Steel			★			★								

★ 首选Preferred ☆ 可选optional

●标准库存standard stock ○订单生产order production

前车刀杆 Front Turning Holder
93° SDJCR/L-F

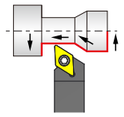

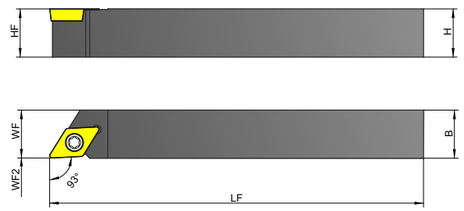

右手刀图例
Legend of right hand knife

型号 Model		库存 Stock R	库存 Stock L	尺寸（mm） H	HF	B	LF	LH	WF	HBKW	WF2	RE	适用刀片 insert	螺钉 Screw	扳手 Wrench
J-SDJCR0808K07	J-SDJCL0808K07	●	●	8	8	8	125	-	8	-	0	0. 2	DC...0702	M2.5X6	T8
J-SDJCR1010K07	J-SDJCL1010K07	●	●	10	10	10	125	-	10	-	0	0. 2			
J-SDJCR1212K07	J-SDJCL1212K07	●	●	12	12	12		20	12	-	0	0. 2	DC...11T3	M3.5X9	T15
J-SDJCR1010K11	J-SDJCL1010K11	●	●	10	10	10		-	10	3	0	0. 2			
J-SDJCR1212K11	J-SDJCL1212K11	●	●	12	12	12		-	12	1	0	0. 2			
J-SDJCR1616K11	J-SDJCL1616K11	●	●	16	16	16		-	16	-	0	0. 2			

* 刀片需单独订购。Blades to be ordered separately.

●标准库存Standard inventory ○订单生产The order production

前车刀杆 Front Turning Holder
93° ADJCR/L-F

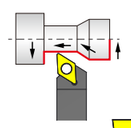



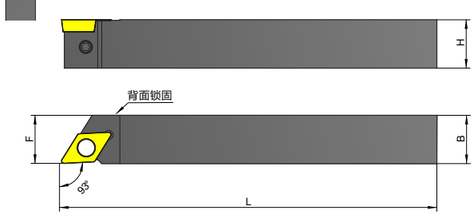

右手刀图例
Legend of right hand knife

型号 Model		库存 Stock R	库存 Stock L	适用刀片 Insert	尺寸（mm） H	B	L	F	Pin	螺钉 Screw	扳手 Wrench
ADJCR1010K07F	ADJCL1010K07F	●	●	DC. . . 0702 DC. . . 11T3	10	10	125	10.5	TP-11	LHW-4	LH-020
ADJCR1212K07F	ADJCL1212K07F	●	●		10	10		10.5	TP-13		
ADJCR1212K11F	ADJCL1212K11F	●	●		12	12		12			
ADJCR1616K11F	ADJCL1616K11F	●	●		16	16		16	TP-17		

* 刀片需单独订购。Blades to be ordered separately.

●标准库存Standard inventory ○订单生产The order production

前车刀杆 Front Turning Holder
93° S-SDUCL圆柄

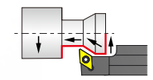



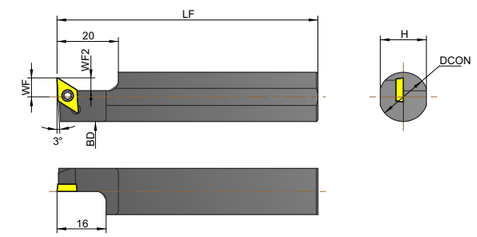

右手刀图例
Legend of right hand knife

型号 Model	库存 Stock	尺寸（mm） DCON	LF	WF	BD	H	WF2	RE	适用刀片 Insert	螺钉 Screw	扳手 Wrench
S14H-SDUCL07	●	14	100	6	13. 4	13	3. 8	0. 4	DC. . 0702 DC. . 11T3	M2.5×6	T8
S15F-SDUCL07	●	15. 875	85		15. 4	15					
S19G-SDUCL07	●	19. 05	90		18. 4	17					
S19K-SDUCL07	●	19. 05	120		18. 4	17					
S20G-SDUCL07	●	20	90		19. 4	18					
S20K-SDUCL07	●	20	120		19. 4	18					
S19G-SDUCL11	●	19. 05	90	10	18. 4	17	5. 8	0. 4		M3.5×9	T15
S19.05K-SDUCL11	●	19. 05	120		18. 4	17					
S20G-SDUCL11	●	20	90		19. 4	18					
S20K-SDUCL11	●	20	120		19. 4	18					
S22K-SDUCL11	●	22	120		21. 4	20					
S25.0K-SDUCL11	●	25	120		24. 4	23					
S25.4K-SDUCL11	●	25. 4	120		24. 8	23					

* 刀片需单独订购。Blades to be ordered separately.

●标准库存Standard inventory ○订单生产The order production

前车刀杆 Front Turning Holder
62.5°SDNCN



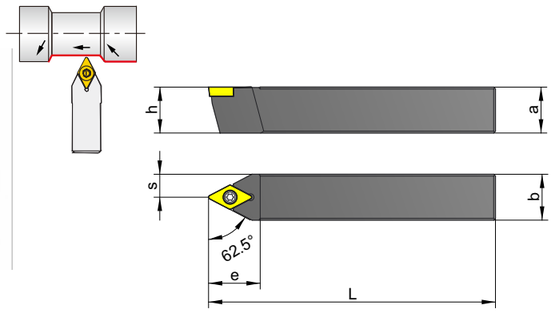

右手刀图例
Legend of right hand knife

型号 Model	库存 Stock	尺寸 Size (mm) a	b	L	h	s	e	刀片 Insert	螺钉 Screw	扳手 Hex wrench
SDNCN1010JX07	●	10	10	120	10	5	16	DC..T0702..	M2.5×6	T8
SDNCN1212JX07	●	12	12	120	12	6	20			
SDNCN1212JX11	●	12	12	120	12	6	22	DC..T11T3..	M3.5×9	T15
SDNCN1616JX11	●	16	16	120	16	8	22			
SDNCN2020JX11	●	20	20	120	20	10	22			
SDNCN2525JX11	●	25	25	120	25	12.5	22			

* 刀片需单独订购。Blades to be ordered separately.

●标准库存Standard inventory ○订单生产The order production

车削刀片(正型)
Turning Inserts (Positive)
DC..

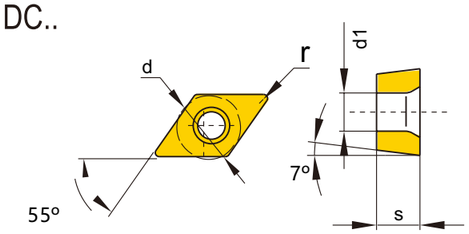

型号 Model	尺寸 Size (mm) d	s	d1
DC..0702 ..	6.35	2.38	2.8
DC..11T3 ..	9.525	3.97	4.4

刀片外形 Insert shape	型号 Model	r	进给fn mm/rev	切深ap mm	KCD10	KBN5010	KC1115	KC1125	KC1135	KP1110	KP2120	KP2130	KP6105	KP6110	KT20	KCT20	KW20	KCW20
半精加工 Semi-Finishing 	DCMT070202	0.2	0.02-0.07	0.15-1.5						●	●							
	DCMT070204	0.4	0.05-0.16	0.35-2.1						●	●							
	DCMT11T302	0.2	0.02-0.07	0.15-2.3						●	●							
	DCMT11T304	0.4	0.05-0.16	0.35-3.1						●	●							
	DCMT11T308	0.8	0.10-0.32	0.70-3.1						●	●							
半精加工 / 精加工 Semi-fnishing/Finishing 	DCMT070202FG	0.2	0.07-0.20	0.4-1.5											●			
	DCMT070204FG	0.4	0.08-0.25	0.5-2.5											●			
	DCMT11T302FG	0.2	0.07-0.20	0.4-2.0											●			
	DCMT11T304FG	0.4	0.10-0.25	0.6-2.0											●			
半精加工 / 精加工 Semi-fnishing/Finishing 	DCGT070202APK	0.2	0.01-0.20	0.05-3.0													●	●
	DCGT070204APK	0.4	0.02-0.30	0.1-4.0													●	●
	DCGT070208APK	0.8	0.03-0.40	0.1-4.0													●	●
	DCGT11T302APK	0.2	0.02-0.30	0.05-4.0													●	●
	DCGT11T304APK	0.4	0.03-0.50	0.1-5.0													●	●
	DCGT11T308APK	0.8	0.03-0.50	0.1-5.0													●	●
	DCGT11T312APK	1.2	0.04-0.60	0.15-5.0													●	●
金刚石刀片 PCD insert 	DCMT070201	0.1	0.10-0.20	0.1-1.0	●													
	DCMT070202	0.2	0.10-0.40	0.1-2.0	●													
	DCMT070204	0.4	0.10-0.60	0.1-3.0	●													
	DCMT11T301	0.1	0.10-0.20	0.1-1.0	●													
	DCMT11T302	0.2	0.10-0.40	0.1-2.0	●													
	DCMT11T304	0.4	0.10-0.60	0.1-3.0	●													
	DCMT11T308	0.8	0.10-0.60	0.1-3.0	●													
断屑槽金刚石刀片 PCD chip breaker insert 	DCGW070204FA	0.4	0.10-0.60	0.1-2.0	●													
	DCGW11T304FA	0.4	0.10-0.60	0.1-3.0	●													
	DCGW11T308FA	0.8	0.10-0.60	0.1-3.0	●													
立方氮化硼刀片 PCBN insert 	2NU-DCGW070202	0.2	0.05-0.15	0.05-1.0		●												
	2NU-DCGW070204	0.4	0.05-0.15	0.05-2.0		●												
	2NU-DCGW070208	0.8	0.05-0.15	0.05-2.0		●												
	2NU-DCGW11T302	0.2	0.05-0.20	0.05-1.0		●												
	2NU-DCGW11T304	0.4	0.05-0.20	0.05-2.0		●												
	2NU-DCGW11T308	0.8	0.05-0.20	0.05-2.0		●												
钢 Steel						☆				☆	☆				★			
不锈钢 Stainless Steel											★							
铸铁 Cast Iron																		
有色金属 Nonferrous Metal					★												★	★
耐热合金 Heat Resistant Alloy																		
淬硬钢 Hardened Steel						★				★								

★ 首选Preferred ☆ 可选optional ● 标准库存standard stock ○ 订单生产order production

车削刀片(正型)
Turning Inserts (Positive)
DC..

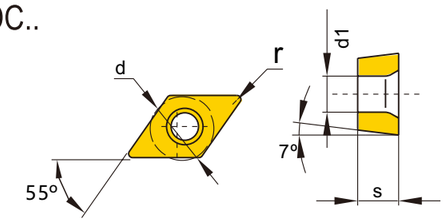

型号 Model	尺寸 Size (mm) d	s	d1
DC..0702 ..	6.35	2.38	2.8
DC..11T3 ..	9.525	3.97	4.4

刀片外形 Insert shape	型号 Model	r	进给fn mm/rev	切深ap mm	KCD10	KBN5010	KC1115	KC1125	KC1135	KP1110	KP2120	KP2130	KP6105	KP6110	KT20	KCT20	KW20	KCW20
精加工 Finishing 	DCET0702005R-F	0.05	0.01-0.06	0.04-1.3							●			●				
	DCET0702005L-F	0.05	0.01-0.06	0.04-1.3							●			●				
	DCET070201R-F	0.1	0.02-0.08	0.05-1.5							●			●				
	DCET070201L-F	0.1	0.02-0.08	0.05-1.5							●			●				
	DCET070202R-F	0.2	0.03-0.11	0.06-1.5							●			●				
	DCET070202L-F	0.2	0.03-0.11	0.06-1.5							●			●				
	DCET11T3005R-F	0.05	0.02-0.08	0.05-1.5							●			●				
	DCET11T3005L-F	0.05	0.02-0.08	0.05-1.5							●			●				
	DCET11T301R-F	0.1	0.03-0.11	0.06-1.7							●			●				
	DCET11T301L-F	0.1	0.03-0.11	0.06-1.7							●			●				
	DCET11T302R-F	0.2	0.04-0.15	0.08-2.0							●			●				
	DCET11T302L-F	0.2	0.04-0.15	0.08-2.0							●			●				
半精加工 / 精加工 Semi-fnishing/Finishing 	DCGT070201R-U	0.1	0.02-0.08	0.05-1.5							●			●	●			
	DCGT070201L-U	0.1	0.02-0.08	0.05-1.5							●			●	●			
	DCGT070202R-U	0.2	0.03-0.11	0.06-1.5							●			●	●			
	DCGT070202L-U	0.2	0.03-0.11	0.06-1.5							●			●	●			
	DCGT070204R-U	0.4	0.04-0.15	0.08-1.5							●			●	●			
	DCGT070204L-U	0.4	0.04-0.15	0.08-1.5							●			●	●			
	DCGT11T301R-U	0.1	0.03-0.11	0.06-1.7							●			●	●			
	DCGT11T301L-U	0.1	0.03-0.11	0.06-1.7							●			●	●			
	DCGT11T302R-U	0.2	0.04-0.15	0.08-2.0							●			●	●			
	DCGT11T302L-U	0.2	0.04-0.15	0.08-2.0							●			●	●			
	DCGT11T304R-U	0.4	0.05-0.2	1.0-2.5							●			●	●			
	DCGT11T304L-U	0.4	0.05-0.2	1.0-2.5							●			●	●			
半精加工 / 精加工 Semi-fnishing/Finishing 	DCGT070201SA	0.1	0.02-0.15	0.10-1.4							●			●				
	DCGT070202SA	0.2	0.02-0.15	0.10-1.4							●			●				
	DCGT070204SA	0.4	0.03-0.20	0.10-1.4							●			●				
	DCGT11T301SA	0.1	0.02-0.15	0.10-2.4							●			●				
	DCGT11T302SA	0.2	0.02-0.15	0.10-2.4							●			●				
	DCGT11T304SA	0.4	0.03-0.20	0.10-2.4							●			●				
半精加工 / 精加工 Semi-fnishing/Finishing 	DCGT070201AM	0. 1	0.02-0.15	0.10-1.4							●			●				
	DCGT070202AM	0. 2	0.02-0.15	0.10-1.4							●			●				
	DCGT11T301AM	0. 1	0.02-0.15	0.10-2.4							●			●				
	DCGT11T302SM	0. 2	0.02-0.15	0.10-2.4							●			●				
											●			●				
钢 Steel											☆			☆	★			
不锈钢 Stainless Steel											★			★				
铸铁 Cast Iron																		
有色金属 Nonferrous Metal															★			
耐热合金 Heat Resistant Alloy														★				
淬硬钢 Hardened Steel																		

★ 首选Preferred ☆ 可选optional ● 标准库存standard stock ○ 订单生产order production

前车刀杆 Front Turning Holder
93° S-SVUCL圆柄

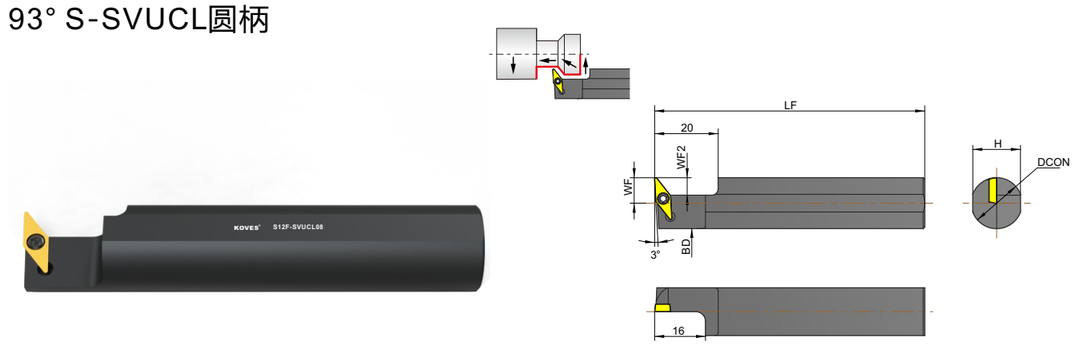

型号 Model	库存 Stock	mm						RE	适用刀片 Insert	螺钉 Screw	扳手 Wrench
		DCON	HF	WF	BO	H	WF2				
S19G-SVUCL11	●	19.05	90	8	18.4	17	8	0.2	VC...1103	M2.5X8	T8
S19K-SVUCL11	●	19.05	120	10.5	18.4	17	8	0.2			
S20G-SVUCL11	●	20	90		19.4	18	8	0.2			
S20K-SVUCL11	●	20	120		19.4	18	8	0.2			
S25.0H-SVUCL11	●	25	100		24.4	23	8	0.2			
S25K-SVUCL11	●	25.4	120		24.8	23	8	0.2			

* 刀片需单独订购。Blades to be ordered separately.

●标准库存Standard inventory ○订单生产The order production

前车刀杆 Front Turning Holder
93° S-SVUBL圆柄

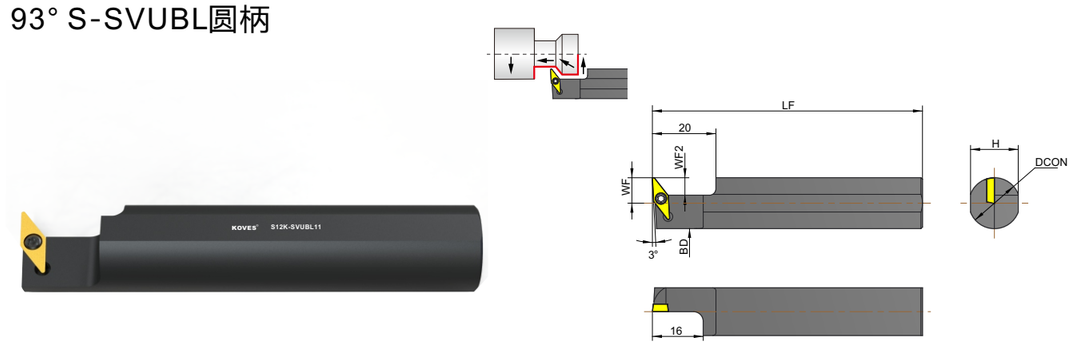

型号 Model	库存 Stock	尺寸（mm）						RE	适用刀片 Insert	螺钉 Screw	扳手 Wrench
		DCON	LF	WF	BO	H	WF2				
S19K-SVUBL11	●	19.05	120	8	18.4	17	8	0.2	VB...1103	M2.5X8	T8
S19K-SVUBL11	●	19.05	120	10.5	18.4	17	8	0.2			
S20K-SVUBL11	●	20	120		19.4	18	8	0.2			
S20K-SVUBL11	●	20	120		19.4	18	8	0.2			
S25K-SVUBL11	●	25	100		24.4	23	8	0.2			
S25.4K-SVUBL11	●	25.4	120		24.8	23	8	0.2			

* 刀片需单独订购。Blades to be ordered separately.

●标准库存Standard inventory ○订单生产The order production

前车刀杆 Front Turning Holder
72.5° SVVCN

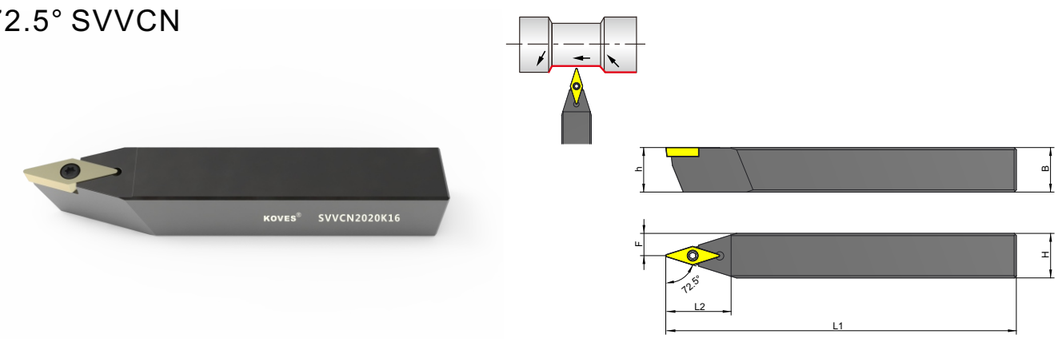

型号 Model	库存 Stock	适用刀片 Insert	mm				螺钉 Screw	扳手 Wrench
			H	B	L	F		
SVVCN1010K11	●	VC..1103..	10	10	125	5	M2.5X8	T8
SVVCN1212K11	●		12	12		6		
SVVCN1616K11	●		16	16		8		

* 刀片需单独订购。Blades to be ordered separately.

●标准库存Standard inventory ○订单生产The order production

前车刀杆 Front Turning Holder
72.5° SVVBN

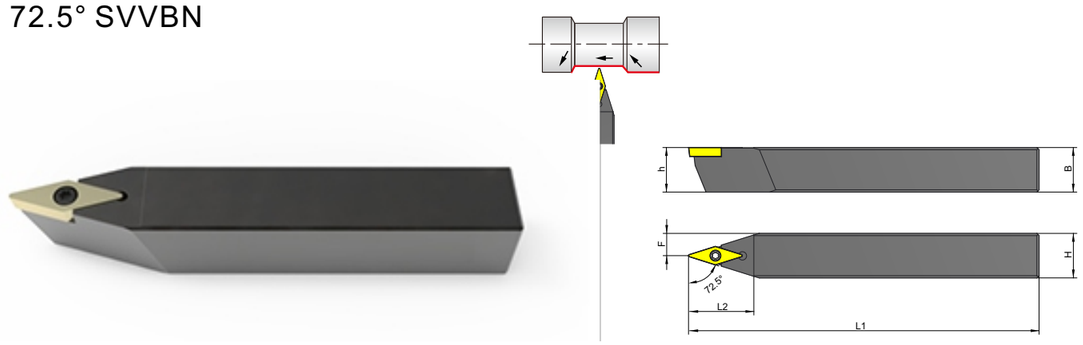

型号 Model	库存 Stock	适用刀片 Insert	尺寸（mm）				螺钉 Screw	扳手 Wrench
			H	B	L	F		
SVVBN0808JX11	●	VB..1103..	08	08	125	4	M2.5X8	T8
SVVBN1010JX11	●		10	10		5		
SVVBN1212JX11	●		12	12		6		
SVVBN1616JX11	●		16	16		8		
SVVBN2020JX11	●		20	20		10		

* 刀片需单独订购。Blades to be ordered separately.

●标准库存Standard inventory ○订单生产The order production

车削刀片(正型)
Turning Inserts (Positive)

VC..

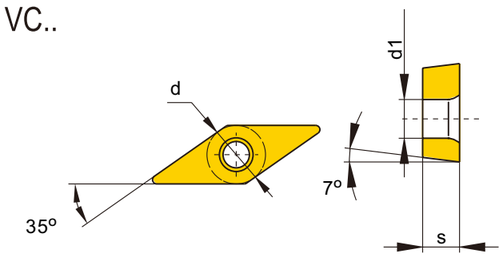

型号 Model	尺寸Size (mm) d	s	d1
VC..1103..	6.35	3.18	2.8

刀片外形 Insert shape	型号 Model	r	进给fn mm/rev	切深ap mm	KCD10	KBN5010	KC1115	KC1125	KC1135	KP1110	KP2120	KP2130	KP6105	KP6110	KT20	KCT20	KW20	KCW20
					刀片材质及适用加工材料 Insert grades and application													
半精加工 Semi-Finishing 	VCMT110302	0.2	0.05-0.16	0.35-2.1						●	●							
	VCMT110304	0.4	0.05-0.16	0.35-2.1						●	●							
	VCMT110308	0.8	0.10-0.32	0.70-2.1						●	●							
半精加工 / 精加工 Semi-fnishing/Finishing 	VCGT110302APK	0.2	0.02-0.20	0.05-3.0													●	●
	VCGT110304APK	0.4	0.02-0.20	0.1-4.0													●	●
	VCGT110308APK	0.8	0.03-0.30	0.1-5.0													●	●
金刚石刀片 PCD insert 	VCMT110301	0.1	0.10-0.20	0.1-1.0	●													
	VCMT110302	0.2	0.10-0.40	0.1-2.0	●													
	VCMT110304	0.4	0.10-0.60	0.1-3.0	●													
断屑槽金刚石刀片 PCD chip breaker insert 	VCMW110304FA	0.4	0.10-0.40	0.1-2.0	●													
	VCMW110308FA	0.8	0.10-0.60	0.1-3.0	●													
立方氮化硼刀片 PCBN insert 	2NU-VCGW110302	0.2	0.05-0.20	0.05-1.0		●												
	2NU-VCGW110304	0.4	0.05-0.20	0.05-2.0		●												
	2NU-VCGW110308	0.8	0.05-0.20	0.05-2.0		●												
精加工 Finishing 	VCET110301R-F	0.1	0.02-0.08	0.05-1.5							●		●					
	VCET110301L-F	0.1	0.02-0.08	0.05-1.5							●		●					
	VCET110302R-F	0.2	0.03-0.13	0.06-1.7							●		●					
	VCET110302L-F	0.2	0.03-0.13	0.06-1.7							●		●					
	VCET110304R-F	0.4	0.05-0.20	0.08-2.0							●		●					
	VCET110304L-F	0.4	0.05-0.20	0.08-2.0							●		●					
半精加工 / 精加工 Semi-fnishing/Finishing 	VCGT110302R-U	0.2	0.03-0.13	0.06-1.7							●		●	●				
	VCGT110302L-U	0.2	0.03-0.13	0.06-1.7							●		●	●				
	VCGT110304R-U	0.4	0.05-0.15	0.08-2.0							●		●	●				
	VCGT110304L-U	0.4	0.05-0.15	0.08-2.0							●		●	●				
半精加工 / 精加工 Semi-fnishing/Finishing 	VCGT110301SA	0.1	0.02-0.15	0.10-1.4							●		●					
	VCGT110302SA	0.2	0.02-0.15	0.20-1.4							●		●					
	VCGT110304SA	0.4	0.03-0.20	0.20-1.4							●		●					
半精加工 / 精加工 Semi-fnishing/Finishing 	VCGT110301AM	0.1	0.02-0.15	0.10-1.4							●		●					
	VCGT110302AM	0.2	0.02-0.15	0.20-1.4							●		●					
钢 Steel						☆				☆	☆		☆	★				
不锈钢 Stainless Steel											★		★					
铸铁 Cast Iron																		
有色金属 Nonferrous Metal					★												★	★
耐热合金 Heat Resistant Alloy													★					
淬硬钢 Hardened Steel						★				★								

★ 首选Preferred ☆ 可选optional ●标准库存standard stock ○订单生产order production

车削刀片(正型)
Turning Inserts (Positive)

VB..

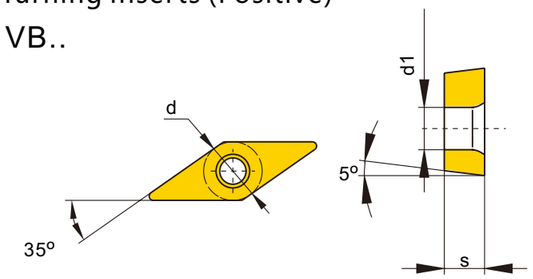

型号 Model	尺寸Size (mm) d	s	d1
VB..1103..	6.35	3.18	2.8

刀片外形 Insert shape	型号 Model	r	进给fn mm/rev	切深ap mm	KCD10	KBN5010	KC1115	KC1125	KC1135	KP1110	KP2120	KP2130	KP6105	KP6110	KT20	KCT20	KW20	KCW20
					刀片材质及适用加工材料 Insert grades and application													
半精加工 Semi-Finishing 	VBMT110302	0.2	0.05-0.16	0.35-2.1						●	●							
	VBMT110304	0.4	0.05-0.16	0.35-2.1						●	●							
	VBMT110308	0.8	0.10-0.32	0.70-2.1						●	●							
半精加工 / 精加工 Semi-fnishing/Finishing 	VBGT110302APK	0.2	0.02-0.20	0.05-3.0													●	●
	VBGT110304APK	0.4	0.02-0.20	0.1-4.0													●	●
	VBGT110308APK	0.8	0.03-0.30	0.1-5.0													●	●
金刚石刀片 PCD insert 	VBMT110301	0.1	0.10-0.20	0.1-1.0	●													
	VBMT110302	0.2	0.10-0.40	0.1-2.0	●													
	VBMT110304	0.4	0.10-0.60	0.1-3.0	●													
断屑槽金刚石刀片 PCD chip breaker insert 	VBMW110304FA	0.4	0.10-0.40	0.1-2.0	●													
	VBMW110308FA	0.8	0.10-0.60	0.1-3.0	●													
立方氮化硼刀片 PCBN insert 	2NU-VBGW110302	0.2	0.05-0.20	0.05-1.0		●												
	2NU-VBGW110304	0.4	0.05-0.20	0.05-2.0		●												
	2NU-VBGW110308	0.8	0.05-0.20	0.05-2.0		●												
精加工 Finishing 	VBET110301R-F	0.1	0.02-0.08	0.05-1.5							●		●					
	VBET110301L-F	0.1	0.02-0.08	0.05-1.5							●		●					
	VBET110302R-F	0.2	0.03-0.13	0.06-1.7							●		●					
	VBET110302L-F	0.2	0.03-0.13	0.06-1.7							●		●					
	VBET110304R-F	0.4	0.05-0.20	0.08-2.0							●		●					
	VBET110304L-F	0.4	0.05-0.20	0.08-2.0							●		●					
半精加工 / 精加工 Semi-fnishing/Finishing 	VBGT110302R-U	0.2	0.03-0.13	0.06-1.7							●		●	●				
	VBGT110302L-U	0.2	0.03-0.13	0.06-1.7							●		●	●				
	VBGT110304R-U	0.4	0.05-0.15	0.08-2.0							●		●	●				
	VBGT110304L-U	0.4	0.05-0.15	0.08-2.0							●		●	●				
半精加工 / 精加工 Semi-fnishing/Finishing 	VBGT110301SA	0.1	0.02-0.15	0.10-1.4							●		●					
	VBGT110302SA	0.2	0.02-0.15	0.20-1.4							●		●					
	VBGT110304SA	0.4	0.03-0.20	0.20-1.4							●		●					
半精加工 / 精加工 Semi-fnishing/Finishing 	VBGT110301AM	0.1	0.02-0.15	0.10-1.4							●		●					
	VBGT110302AM	0.2	0.02-0.15	0.20-1.4							●		●					
钢 Steel						☆				☆	☆		☆	★				
不锈钢 Stainless Steel											★		★					
铸铁 Cast Iron																		
有色金属 Nonferrous Metal					★												★	★
耐热合金 Heat Resistant Alloy													★					
淬硬钢 Hardened Steel						★				★								

★ 首选Preferred ☆ 可选optional ●标准库存standard stock ○订单生产order production

后车加工 Backing Turning Holder
SABS-40F



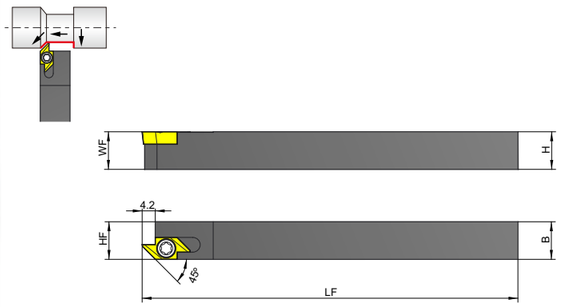

型号 Model	库存 Stock	尺寸（mm） H	HF	B	LF	WF2	RE	适用刀片	螺钉 Screw	扳手 Wrench
SABSR0808K-40F	●	08	08	08	120	8.2	0.15	ABS15R4005M ABS15R4015M	M3.0X8	T10
SABSR1010K-40F	●	10	10	10	120	10. 2	0.15			
SABSR1212K-40F	●	12	12	12	120	12. 2	0.15			
SABSR1616K-40F	●	16	16	16	120	16. 2	0.15			
SABSR2020K-40F	●	20	20	20	120	20. 2	0.15			

* 刀片需单独订购。Blades to be ordered separately.

●标准库存Standard inventory ○订单生产The order production

后车刀片 Back Turning inserts
ABS15R40..



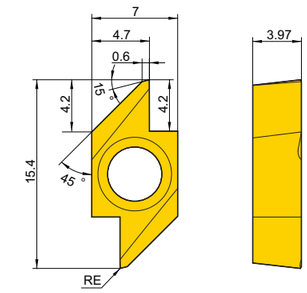

刀片外形 Insert shape	型号 Model	r	进给fn mm/rev	切深ap mm	KCD10	KBN5010	KC1115	KC1125	KC1135	KP1110	KP2120	KP2130	KP6105	KP6110	KT20	KCT20	KW20	KCW20
	ABS15R4005	0. 05	0.03-0.10	0.05-4.0						●	●							
	ABS15R4015	0. 15	0.03-0.10	0.05-4.0						●	●							
	ABS15R4005M	< 0. 05	0.03-0.10	0.05-4.0						●	●							
	ABS15R4015M	< 0. 15	0.03-0.10	0.05-4.0						●	●							
钢 Steel										☆	☆							
不锈钢 Stainless Steel											★							
铸铁 Cast Iron																		
有色金属 Nonferrous Metal																		
耐热合金 Heat Resistant Alloy																		
淬硬钢 Hardened Steel										★								

刀片材质及适用加工材料 Insert grades and application

★ 首选Preferred ☆ 可选optional ●标准库存standard stock ○订单生产order production

槽刀杆 Grooving holder
KTGFR/L-F

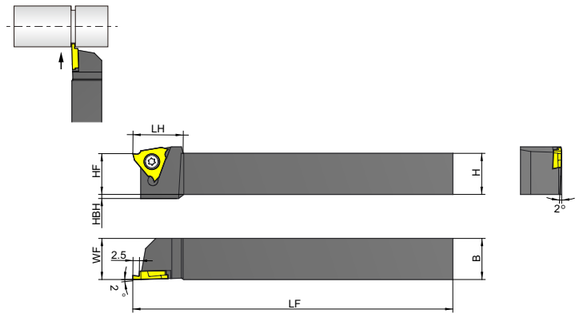

型号 Model		库存 Stock R	库存 Stock L	尺寸（mm） H	HBH	HF	B	LF	LH	WF	适用刀片 Insert	螺钉 Screw	扳手 Wrench
KTGFR1010K-16F	KTGFL1010K-16F	●	●	10	2	10	10	120	18. 5	10	TGF32R/L...	M4.0X7	T8
KTGFR1212K-16F	KTGFL1212K-16F	●	●	12	-	12	12	120	18. 5	12			
KTGFR1616K-16F	KTGFL1616K-16F	●	●	16	-	16	16	120	18. 5	16			
KTGFR2020K-16F	KTGFL2020K-16F	●	●	20	-	20	20	120	18. 5	20			
KTGFR2525M-16F	KTGFL2525M-16F	●	●	25		25	25	150	18.5	25			

* 刀片需单独订购。Blades to be ordered separately.

●标准库存Standard inventory ○订单生产The order production

槽刀杆 Grooving holder
KTGXFR

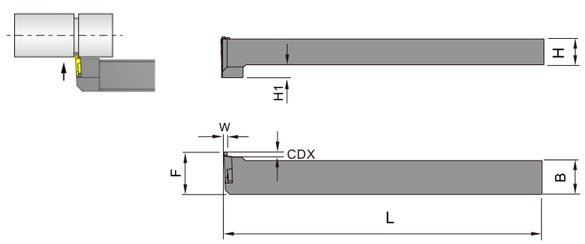

型号 Model	库存 Stock	尺寸（mm） W	H H1	B	L	f	CDX	适用刀片 Insert	螺钉 Screw	扳手 Wrench
B-KTGFXR1010K-16	●	0. 33-2. 5	10	10	125	18	3	TGF32R/L...	M4.0X8	T15
B-KTGFXR1212K-16	●	0. 33-2. 5	12	12	125	18	3			
B-KTGFXR1616K-16	●	0. 33-2. 5	16	16	125	20	3			
B-KTGFXR2020K-16	●	0. 33-2. 5	20	20	125	24	3			
B-KTGFXR2525M-16	●	0. 33-2. 5	25	25	150	29	3			

* 刀片需单独订购。Blades to be ordered separately.

●标准库存Standard inventory ○订单生产The order production

槽刀杆 Grooving holder
S-KTGFL圆柄

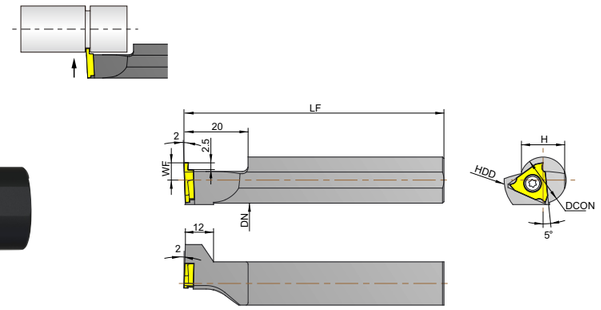

型号 Model	库存 Stock	尺寸（mm） DCON	LF	WF	DN	HDD	H	适用刀片 Insert	螺钉 Screw	扳手 Wrench
S12F-KTGFL16	●	12	80	6	11. 0	27	11	TGF32R/L...	M4.0X7	T10
S14H-KTGFL16	●	14	100	6	13. 0	27	13			
S15F-KTGFL16	●	15. 875	85	6	14. 6	27	15			
S16F-KTGFL16	●	16	85	6	14. 6	27	15			
S19G-KTGFL16	●	19	90	6	17. 6	27	17			
S19.05K-KTGFL16	●	19. 05	125	6	17. 6	27	17			
S20K-KTGFL16	●	20	125	6	18. 6	27	18			
S22K-KTGFL16	●	22	125	6	18. 6	27	18			
S25.0K-KTGFL16	●	25	125	10	23. 6	37	23			
S25.4K-KTGFL16	●	25. 4	125	10	23. 6	37	23			

* 刀片需单独订购。Blades to be ordered separately.

●标准库存Standard inventory ○订单生产The order production

切槽刀片 Grooving inserts
TGF32..

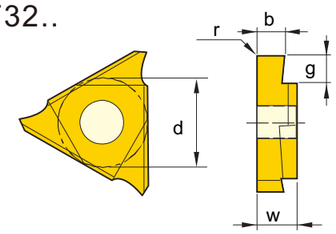

型号 Model	尺寸 Size (mm)		
	d	s	d1
TGF32..	9.525	3.18	4.6

刀片外形 Insert shape	型号 Model	尺寸与材质 Size and Grades					
		W	B	R	KTX	KVX	KW20
	TGF32R033	0.33	0.8	0.05	●	●	●
	TGF32R050	0.50	1.2	0.05	●	●	●
	TGF32R075	0.75	2.0	0.1	●	●	●
	TGF32R095	0.95	2.0	0.1	●	●	●
	TGF32R100	1.00	2.0	0.1	●	●	●
	TGF32R120	1.20	2.0	0.1	●	●	●
	TGF32R125	1.25	2.0	0.1	●	●	●
	TGF32R150	1.50	2.0	0.1	●	●	●
	TGF32R175	1.75	2.0	0.1	●	●	●
	TGF32R200	2.00	2.5	0.1	●	●	●
	TGF32R250	2.50	2.5	0.1	●	●	●
	TGF32L033	0.33	0.8	0.05			
	TGF32L050	0.50	1.2	0.05			
	TGF32L075	0.75	2.0	0.1			
	TGF32L095	0.95	2.0	0.1			
	TGF32L100	1.00	2.0	0.1			
	TGF32L120	1.20	2.0	0.1			
	TGF32L125	1.25	2.0	0.1			
	TGF32L150	1.50	2.0	0.1			
	TGF32L175	1.75	2.0	0.1			
	TGF32L200	2.00	2.5	0.1			
	TGF32L250	2.50	2.5	0.1			

	KTX	KVX	KW20
钢 Steel	★	★	
不锈钢 Stainless Steel		★	
铸铁 Cast Iron	☆	☆	
有色金属 Nonferrous Metal			★
耐热合金 Heat Resistant Alloy		☆	
淬硬钢 Hardened Steel			

★ 首选Preferred ☆ 可选optional ●标准库存standard stock ○订单生产order production

推荐切削条件表
Recommended Cutting Conditions

工件材料 Workpiece Materials		加工形式	切削速度推荐值Vc(m/min) Recommended Cutting Speed			切削速度推荐值f(mm/rev) Recommended Cutting Speed					
			KTX	KVX	KW20	0.33-0.50 f(mm/rev)	0.75-0.95 f(mm/rev)	1.00-1.45 f(mm/rev)	1.50-2.50 f(mm/rev)		
P	钢 Steel	切槽加工		80-180		0.01-0.05	0.02-0.07	0.03-0.08	0.03-0.08		
		横向加工		80-180				0.03-0.06	0.03-0.06		
M	不锈钢 Stainless Steel	切槽加工		60-130		0.01-0.04	0.2-0.06	0.03-0.07	0.03-0.07		
		横向加工		60-130				0.02-0.05	0.02-0.05		
K	铸铁 Cast iron	切槽加工			60-100	0.01-0.05	0.02-0.07	0.03-0.08	0.03-0.08		
		横向加工			60-100			0.03-0.06	0.03-0.06		
N	有色金属 Nonferrous metal	切槽加工			150-400	0.01-0.04	0.02-0.06	0.03-0.08	0.03-0.08		
		横向加工			150-400			0.03-0.06	0.03-0.06		

槽刀杆
Grooving holder
SIGER/L

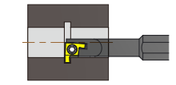

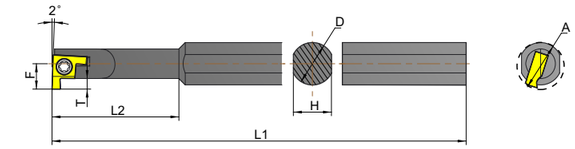

型号 Model		库存 Stock R	库存 Stock L	最小加工径 ϕA	尺寸 Size (mm) ϕD	H	L1	L2	F	T	ϕd	夹持螺钉 Clamping Screw	扳手 Wrench		适用刀片 Apply to the blade
SIGE R/L	0808A-EH	●	●	8	8	7.2	100	20	4.8	1.5	3	M2.0X4.5	T6	-	GER100-050AR~GER200-100AR GE\t100-005A~GER200-010A
	1010B-EH	●	●	10	10	9	125	20	6.2	22	3	M2.2X5.5	-	DT-7	GE\t100-005B~GE\300-020B GER100-050BR~GER200-100BR
	1210B-EH	●	●	12	10	9	125	25	7	22	3				
	1212B-EH	●	●	12	12		125								
	1412C-EH	●	●	14	12	11.4	150	33	8	2.5	4	M2.5X7.0	T8	-	GE\t100-005C~GE\350-020C GER150-010CM~GER350-020M GER200-100CR~GER300-150CR
	1612C-EH	●	●	16	12	11.4	150	20	8.5	2.5	4				
	1616C-EH	●	●	16	16	15	160	36	9	2.5	5				
	2020D-EH	●	●	20	20	19	180		12.1	4.5	5	M3.0X8.0	T10	-	GE\t100-005D~GE\400-020D GER150-010DM~GER400-020M GER200-100DR~GER300-150DR
	2525E-EH	●	●	25	25	24	200	45	15.6	6.5	5	M4.0X8.5	T15	-	GE\t100-005E~GE\500-020E GER150-010EM~GER500-020EM

* 刀片需单独订购。Blades to be ordered separately.

●标准库存Standard inventory ○订单生产The order production

切槽刀片
Grooving inserts

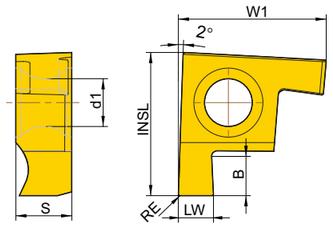

型号 Model	尺寸 Size (mm) W1	INSL	s	d1
GER/L..A	6.69	6.5	2.58	2.58
GER...-AR	6.69	6.5	2.58	2.58

GER/L...A

刀片外形 Insert shape	型号 Model	尺寸与材质 Size and Grades LW	B	RE	KTX	KVX	KW20
	GER100-005A	1.00	1.5	0.05		●	●
	GER120-005A	1.20	1.5	0.05		●	●
	GER125-005A	1.25	1.5	0.05		●	●
	GER150-010A	1.50	1.5	0.1		●	●
	GER200-010A	2.00	1.5	0.1		●	●
	GEL100-005A	1.00	1.5	0.05		●	●
	GEL120-005A	1.20	1.5	0.05		●	●
	GEL125-005A	1.25	1.5	0.05		●	●
	GEL150-010A	1.50	1.5	0.1		●	●
	GEL200-010A	2.00	1.5	0.1		●	●
	GER100-050AR	1.00	1.5	0.5		●	●
	GER200-100AR	2.00	1.5	1.0		●	●
钢 Steel					★	★	
不锈钢 Stainless Steel						★	
铸铁 Cast Iron					☆	☆	
有色金属 Nonferrous Metal							★
耐热合金 Heat Resistant Alloy						☆	
淬硬钢 Hardened Steel							

★ 首选Preferred ☆ 可选optional ●标准库存standard stock ○订单生产order production

GER/L...B

刀片外形 Insert shape	型号 Model	尺寸与材质 Size and Grades LW	B	RE	KTX	KVX	KW20
	GE¼125-005B	1.25	2.2	0.1		●	●
	GE¾145-010B	1.45	2.2	0.1		●	●
	GE¼150-010B	1.50	2.2	0.1		●	●
	GE½200-010B	2.00	2.2	0.5		●	●
	GE½250-020B	2.50	2.2	0.5			
	GE¾300-020B	3.00	2.2	0.2		●	●
	GER100-050BR	1.00	2.2	0.5		●	●
	GER200-100BR	2.00	2.2	1.0		●	●
钢 Steel					★	★	
不锈钢 Stainless Steel						★	
铸铁 Cast Iron					☆	☆	
有色金属 Nonferrous Metal							★
耐热合金 Heat Resistant Alloy						☆	
淬硬钢 Hardened Steel							

★ 首选Preferred ☆ 可选optional ●标准库存standard stock ○订单生产order production

GER/L...C

刀片外形 Insert shape	型号 Model	尺寸与材质 Size and Grades LW	B	RE	RMB 单价 List price	KTX	KVX	KW20
	GE¼150-010C	1.50	2.5	0.1	32.00		●	●
	GE¼170-010C	1.70	2.5	0.1	32.00		●	●
	GE¼185-010C	1.85	2.5	0.1	32.00		●	●
	GE¼195-010C	1.95	2.5	0.1	32.00		●	●
	GE¼200-010C	2.00	2.5	0.2	32.00		●	●
	GE¼250-020C	2.50	2.5	0.2	32.00		●	●
	GE¼300-020C	3.00	2.5	0.2	32.00		●	●
	GER200-100CR	2.00	2.5	1.0	40.00		●	●
	GER250-125CR	2.50	2.5	1.25	40.00		●	●
	GER300-150CR	3.00	2.5	1.5	40.00		●	●
钢 Steel						★	★	
不锈钢 Stainless Steel							★	
铸铁 Cast Iron						☆	☆	
有色金属 Nonferrous Metal								★
耐热合金 Heat Resistant Alloy							☆	
淬硬钢 Hardened Steel								

★ 首选Preferred ☆ 可选optional ●标准库存standard stock ○订单生产order production

GER/L...D

刀片外形 Insert shape	型号 Model	尺寸与材质 Size and Grades LW	B	RE	KTX	KVX	KW20
	GE¼195-010D	1.95	3.2	0.10		●	●
	GE¼200-010D	2.00	3.2	0.10		●	●
	GE¼225-010D	2.25	3.2	0.10		●	●
	GE¼230-020D	2.30	3.2	0.20		●	●
	GE¼250-020D	2.50	3.2	0.20		●	●
	GE¼275-020D	2.75	3.2	0.20		●	●
	GE¼280-020D	2.80	3.2	0.20		●	●
	GER200-100DR	2.00	3.2	1.0		●	●
	GER300-150DR	3.00	4.5	1.5		●	●
钢 Steel					★	★	
不锈钢 Stainless Steel						★	
铸铁 Cast Iron					☆	☆	
有色金属 Nonferrous Metal							★
耐热合金 Heat Resistant Alloy						☆	
淬硬钢 Hardened Steel							

★ 首选Preferred ☆ 可选optional ●标准库存standard stock ○订单生产order production

GER/L...E

刀片外形 Insert shape	型号 Model	尺寸与材质 Size and Grades LW	B	RE	KTX	KVX	KW20
	GE¼200-010E	2.00	3.2	0.1		●	●
	GE¼225-010E	2.25	3.2	0.1		●	●
	GE¼230-020E	2.30	3.2	0.1			
	GE¼250-020E	2.50	4.5	0.2		●	●
	GE¼275-020E	2.75	4.5	0.2			
	GE¼280-020E	2.80	4.5	0.2		●	●
	GE¼300-020E	3.00	4.5	0.2		●	
	GE¼330-020E	3.30	4.5	0.2		●	●
	GE¼350-020E	3.50	5.5	0.2		●	●
	GE¼400-020E	4.00	5.5	0.2		●	●
	GE¼430-020E	4.30	5.5	0.2		●	●
	GE¾450-020E	4.50	6.5	0.2		●	●
	GE¼460-020E	4.60	6.5	0.2		●	●
钢 Steel					★	★	
不锈钢 Stainless Steel						★	
铸铁 Cast Iron					☆	☆	
有色金属 Nonferrous Metal							★
耐热合金 Heat Resistant Alloy						☆	
淬硬钢 Hardened Steel							

★ 首选Preferred ☆ 可选optional ●标准库存standard stock ○订单生产order production

多功能加工系列
Multi function Processing Series



① 立式刀片装夹
大幅提升刚性
Vertical inserts clamping
significantly improves rigidity

② 最大切深达5MM
小刀片也有大用途
Maximum cutting depth of 5MM
Small inserts also have great uses

多功能刀杆 Turning Holder
KTP10R/L

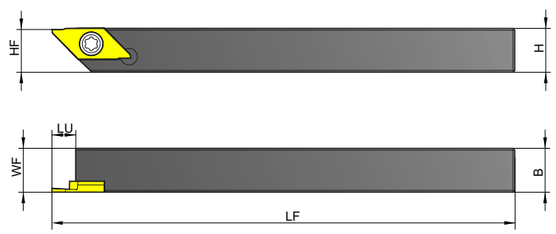

型号 Model		库存 Stock R	库存 Stock L	尺寸（mm） H	B	HF	WF	LF	LU	适用刀片 Insert	螺钉 Screw	扳手 Wrench
KTP10R08JX	KTP10L08JX	●	●	8	8	8	8	120	5	KTP10..	M2.5X5.0	T08
KTP10R10JX	KTP10L10JX	●	●	10	10	10	10	120	5			
KTP10R12JX	KTP10L12JX	●	●	12	12	12	12	120	5			
KTP10R16JX	KTP10L16JX	●	●	16	16	16	16	120	5			
KTP10R20M	KTP10L20M	●	●	20	20	20	20	150	5			

* 刀片需单独订购。Blades to be ordered separately.

●标准库存Standard inventory ○订单生产The order production

前车刀片
Front Turning inserts
KTP10..FQ

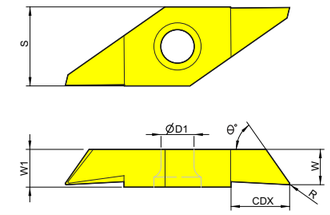

刀片外形 Insert shape	型号 Model	尺寸与材质 Size and Grades W	R	CDX	W1	S	D1	θ°	KTX	KVX	KW20
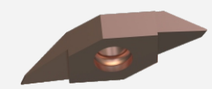	KTP10R/L000FQ-35	3.0	0.00	3.6	3.2	6.7	2.8	35	●	●	●
	KTP10R/L003FQ-35	3.0	0.03	3.6	3.2	6.7	2.8	35	●	●	●
	KTP10R/L005FQ-35	3.0	0.05	3.6	3.2	6.7	2.8	35	●	●	●
	KTP10R/L010FQ-35	3.0	0.10	3.6	3.2	6.7	2.8	35	●	●	●
	KTP10R/L015FQ-35	3.0	0.15	3.6	3.2	6.7	2.8	35	●	●	●
	KTP10R/L020FQ-35	3.0	0.20	3.6	3.2	6.7	2.8	35	●	●	●
	KTP10R/L040FQ-35	3.0	0.40	3.6	3.2	6.7	2.8	35	●	●	●
	KTP10R/L080FQ-35	3.0	0.80	3.6	3.2	6.7	2.8	35	●	●	●
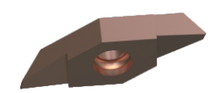	KTP10R/L000FQ-55	3.0	0.00	3.6	3.2	6.7	2.8	55	●	●	●
	KTP10R/L003FQ-55	3.0	0.03	3.6	3.2	6.7	2.8	55	●	●	●
	KTP10R/L005FQ-55	3.0	0.05	3.6	3.2	6.7	2.8	55	●	●	●
	KTP10R/L010FQ-55	3.0	0.10	3.6	3.2	6.7	2.8	55	●	●	●
	KTP10R/L015FQ-55	3.0	0.15	3.6	3.2	6.7	2.8	55	●	●	●
	KTP10R/L020FQ-55	3.0	0.20	3.6	3.2	6.7	2.8	55	●	●	●
	KTP10R/L040FQ-55	3.0	0.40	3.6	3.2	6.7	2.8	55	●	●	●
	KTP10R/L080FQ-55	3.0	0.80	3.6	3.2	6.7	2.8	55	●	●	●
钢 Steel									★	★	
不锈钢 Stainless Steel										★	
铸铁 Cast Iron									☆	☆	
有色金属 Nonferrous Metal											★
耐热合金 Heat Resistant Alloy										☆	
淬硬钢 Hardened Steel											

★ 首选Preferred ☆ 可选optional ● 标准库存standard stock ○ 订单生产order production

后车刀片
Back Turning inserts
KTP10..FB

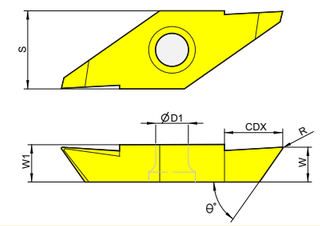

刀片外形 Insert shape	型号 Model	尺寸与材质 Size and Grades W	R	CDX	W1	S	D1	θ°	KTX	KVX	KW20
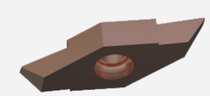	KTP10R/L000FB-35	3.0	0.00	3.6	3.2	6.7	2.8	35	●	●	●
	KTP10R/L003FB-35	3.0	0.03	3.6	3.2	6.7	2.8	35	●	●	●
	KTP10R/L005FB-35	3.0	0.05	3.6	3.2	6.7	2.8	35	●	●	●
	KTP10R/L010FB-35	3.0	0.10	3.6	3.2	6.7	2.8	35	●	●	●
	KTP10R/L015FB-35	3.0	0.15	3.6	3.2	6.7	2.8	35	●	●	●
	KTP10R/L020FB-35	3.0	0.20	3.6	3.2	6.7	2.8	35	●	●	●
	KTP10R/L040FB-35	3.0	0.40	3.6	3.2	6.7	2.8	35	●	●	●
	KTP10R/L000FB-55	3.0	0.00	3.6	3.2	6.7	2.8	55	●	●	●
	KTP10R/L003FB-55	3.0	0.03	3.6	3.2	6.7	2.8	55	●	●	●
	KTP10R/L005FB-55	3.0	0.05	3.6	3.2	6.7	2.8	55	●	●	●
	KTP10R/L010FB-55	3.0	0.10	3.6	3.2	6.7	2.8	55	●	●	●
	KTP10R/L015FB-55	3.0	0.15	3.6	3.2	6.7	2.8	55	●	●	●
	KTP10R/L020FB-55	3.0	0.20	3.6	3.2	6.7	2.8	55	●	●	●
	KTP10R/L040FB-55	3.0	0.40	3.6	3.2	6.7	2.8	55	●	●	●
钢 Steel									★	★	
不锈钢 Stainless Steel										★	
铸铁 Cast Iron									☆	☆	
有色金属 Nonferrous Metal											★
耐热合金 Heat Resistant Alloy										☆	
淬硬钢 Hardened Steel											

★ 首选Preferred ☆ 可选optional ● 标准库存standard stock ○ 订单生产order production

切槽刀片
Grooving inserts
KTP10..FN

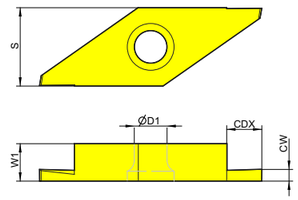

刀片外形 Insert shape	型号 Model	尺寸与材质 Size and Grades							
		CW	CDX	W1	S	D1	KTX	KVX	KW20
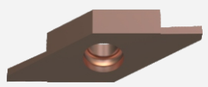	KTP10R/L020FN-0.5L	0.20	0.5	3.2	6.7	2.8	●	●	●
	KTP10R/L025FN-1L	0.25	1.0	3.2	6.7	2.8	●	●	●
	KTP10R/L030FN-2L	0.30	2.0	3.2	6.7	2.8	●	●	●
	KTP10R/L035FN-2L	0.35	2.0	3.2	6.7	2.8	●	●	●
	KTP10R/L040FN-2L	0.40	2.0	3.2	6.7	2.8	●	●	●
	KTP10R/L045FN-2L	0.45	2.0	3.2	6.7	2.8	●	●	●
	KTP10R/L050FN-2L	0.50	2.0	3.2	6.7	2.8	●	●	●
	KTP10R/L055FN-2L	0.55	2.0	3.2	6.7	2.8	●	●	●
	KTP10R/L060FN-2L	0.60	2.0	3.2	6.7	2.8	●	●	●
	KTP10R/L065FN-2L	0.65	2.0	3.2	6.7	2.8	●	●	●
	KTP10R/L070FN-2L	0.70	2.0	3.2	6.7	2.8	●	●	●
	KTP10R/L075FN-2L	0.75	2.0	3.2	6.7	2.8	●	●	●
	KTP10R/L080FN-3L	0.80	3.0	3.2	6.7	2.8	●	●	●
	KTP10R/L085FN-3L	0.85	3.0	3.2	6.7	2.8	●	●	●
	KTP10R/L090FN-3L	0.90	3.0	3.2	6.7	2.8	●	●	●
	KTP10R/L100FN-3L	1.00	3.0	3.2	6.7	2.8	●	●	●
	KTP10R/L110FN-3L	1.10	3.0	3.2	6.7	2.8	●	●	●
	KTP10R/L120FN-4L	1.20	4.0	3.2	6.7	2.8	●	●	●
	KTP10R/L150FN-4L	1.50	4.0	3.2	6.7	2.8	●	●	●
	KTP10R/L175FN-4L	1.75	4.0	3.2	6.7	2.8	●	●	●
	KTP10R/L200FN-4L	2.00	4.0	3.2	6.7	2.8	●	●	●
刃长加长型 Long flutes type 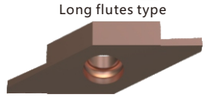	KTP10R/L025FN-2L	0.25	2.0	3.2	6.7	2.8	●	●	●
	KTP10R/L030FN-2L	0.30	2.0	3.2	6.7	2.8	●	●	●
	KTP10R/L035FN-3L	0.35	3.0	3.2	6.7	2.8	●	●	●
	KTP10R/L040FN-3L	0.40	3.0	3.2	6.7	2.8	●	●	●
	KTP10R/L045FN-3L	0.45	3.0	3.2	6.7	2.8	●	●	●
	KTP10R/L050FN-3L	0.50	3.0	3.2	6.7	2.8	●	●	●
	KTP10R/L055FN-3L	0.55	3.0	3.2	6.7	2.8	●	●	●
	KTP10R/L060FN-3L	0.60	3.0	3.2	6.7	2.8	●	●	●
	KTP10R/L065FN-3L	0.65	3.0	3.2	6.7	2.8	●	●	●
	KTP10R/L070FN-3L	0.70	3.0	3.2	6.7	2.8	●	●	●
	KTP10R/L075FN-4L	0.75	4.0	3.2	6.7	2.8	●	●	●
	KTP10R/L080FN-4L	0.80	4.0	3.2	6.7	2.8	●	●	●
	KTP10R/L085FN-4L	0.85	4.0	3.2	6.7	2.8	●	●	●
	KTP10R/L090FN-4L	0.90	4.0	3.2	6.7	2.8	●	●	●
	KTP10R/L100FN-5L	1.00	5.0	3.2	6.7	2.8	●	●	●
	KTP10R/L110FN-5L	1.10	5.0	3.2	6.7	2.8	●	●	●
	KTP10R/L120FN-5L	1.20	5.0	3.2	6.7	2.8	●	●	●
	KTP10R/L150FN-5L	1.50	5.0	3.2	6.7	2.8	●	●	●
	KTP10R/L175FN-5L	1.75	5.0	3.2	6.7	2.8	●	●	●
	KTP10R/L200FN-5L	2.00	5.0	3.2	6.7	2.8	●	●	●
钢 Steel							★	★	
不锈钢 Stainless Steel								★	
铸铁 Cast Iron							☆	☆	
有色金属 Nonferrous Metal									★
耐热合金								☆	
淬硬钢 Hardened Steel									

★ 首选Preferred ☆ 可选optional ● 标准库存standard stock ○ 订单生产order production

切断刀片
Parting off inserts
KTP10..FA

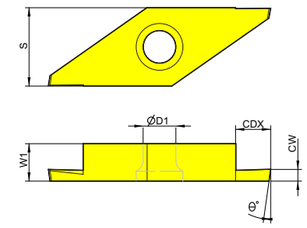

刀片外形 Insert shape	型号 Model	尺寸与材质 Size and Grades								
		CW	CDX	W1	S	D1	θ°	KTX	KVX	KW20
	KTP10R/L050-8D-FA	0.5	1.5	3.2	6.7	2.8	8	●	●	●
	KTP10R/L070-8D-FA	0.7	2.0	3.2	6.7	2.8	8	●	●	●
	KTP10R/L080-8D-FA	0.8	2.0	3.2	6.7	2.8	8	●	●	●
	KTP10R/L-100-8D-FA	1.0	3.0	3.2	6.7	2.8	8	●	●	●
	KTP10R/L-120-8D-FA	1.2	4.0	3.2	6.7	2.8	8	●	●	●
	KTP10R/L-130-8D-FA	1.3	4.0	3.2	6.7	2.8	8	●	●	●
	KTP10R/L-150-8D-FA	1.5	5.0	3.2	6.7	2.8	8	●	●	●
	KTP10R/L-200-8D-FA	2.0	5.0	3.2	6.7	2.8	8	●	●	●
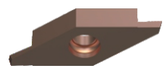	KTP10R/L-050-15D-FA	0.5	4.0	3.2	6.7	2.8	8	●	●	●
	KTP10R/L-070-15D-FA	0.7	4.0	3.2	6.7	2.8	8	●	●	●
	KTP10R/L-080-15D-FA	0.8	5.0	3.2	6.7	2.8	8	●	●	●
	KTP10R/L-100-15D-FA	1.0	5.0	3.2	6.7	2.8	8	●	●	●
	KTP10R/L-120-15D-FA	1.2	1.5	3.2	6.7	2.8	15	●	●	●
	KTP10R/L-130-15D-FA	1.3	2.0	3.2	6.7	2.8	15	●	●	●
	KTP10R/L-150-15D-FA	1.5	2.0	3.2	6.7	2.8	15	●	●	●
	KTP10R/L-200-15D-FA	2.0	3.0	3.2	6.7	2.8	15	●	●	●
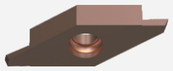	KTP10R/L-050-20D-FA	0.5	4.0	3.2	6.7	2.8	15	●	●	●
	KTP10R/L-070-20D-FA	0.7	4.0	3.2	6.7	2.8	15	●	●	●
	KTP10R/L-080-20D-FA	0.8	5.0	3.2	6.7	2.8	15	●	●	●
	KTP10R/L-100-20D-FA	1.0	5.0	3.2	6.7	2.8	15	●	●	●
	KTP10R/L-120-20D-FA	1.2	4.0	3.2	6.7	2.8	15	●	●	●
	KTP10R/L-130-20D-FA	1.3	4.0	3.2	6.7	2.8	15	●	●	●
	KTP10R/L-150-20D-FA	1.5	5.0	3.2	6.7	2.8	15	●	●	●
	KTP10R/L-200-20D-FA	2.0	5.0	3.2	6.7	2.8	15	●	●	●
刃长加长型 Long flutes type 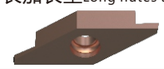	KTP10R/L-080-8D-4L-FA	0.8	4.0	3.2	6.7	2.8	20	●	●	●
	KTP10R/L-100-8D-5L-FA	1.0	5.0	3.2	6.7	2.8	20	●	●	●
	KTP10R/L-120-8D-5L-FA	1.2	5.0	3.2	6.7	2.8	20	●	●	●
	KTP10R/L-150-8D-5L-FA	1.5	5.0	3.2	6.7	2.8	20	●	●	●
	KTP10R/L-200-8D-5L-FA	2.0	5.0	3.2	6.7	2.8	20	●	●	●
刃长加长型 Long flutes type 	KTP10R/L-080-15D-4L-FA	0.8	4.0	3.2	6.7	2.8	20	●	●	●
	KTP10R/L-100-15D-5L-FA	1.0	5.0	3.2	6.7	2.8	20	●	●	●
	KTP10R/L-120-15D-5L-FA	1.2	5.0	3.2	6.7	2.8	20	●	●	●
	KTP10R/L-150-15D-5L-FA	1.5	5.0	3.2	6.7	2.8	20	●	●	●
	KTP10R/L-200-15D-5L-FA	2.0	5.0	3.2	6.7	2.8	20	●	●	●
钢 Steel								★	★	
不锈钢 Stainless Steel									★	
铸铁 Cast Iron								☆	☆	
有色金属 Nonferrous Metal										★
耐热合金 Heat Resistant Alloy									☆	
淬硬钢 Hardened Steel										

★ 首选Preferred ☆ 可选optional ● 标准库存standard stock ○ 订单生产order production

多功能刀杆 Turning Holder
KTP12R/L

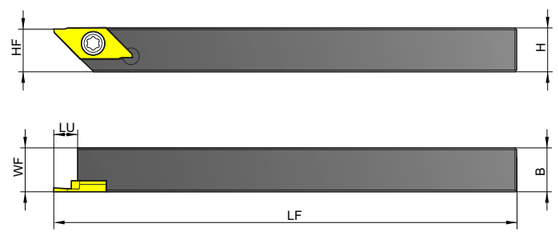

型号 Model		库存 Stock R	库存 Stock L	尺寸（mm） H	B	HF	WF	LF	LU	适用刀片 Insert	螺钉 Screw	扳手 Wrench
KTP12R10JX	KTP12L10JX	●	●	10	10	10	10	120	6	KTP12..	M4.5X5.0	T20
KTP12R12JX	KTP12L12JX	●	●	12	12	12	12	120	6			
KTP12R16JX	KTP12L16JX	●	●	16	16	16	16	120	6			
KTP12R20JX	KTP12L20JX	●	●	20	20	20	20	120	6			
KTP12R25M	KTP12L25M	●	●	25	25	25	25	150	6			

* 刀片需单独订购。Blades to be ordered separately.

●标准库存Standard inventory ○订单生产The order production

切断刀片
Parting off inserts
KTP12..FA

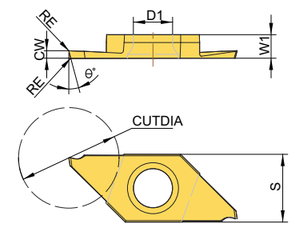

刀片外形 Insert shape	型号 Model	尺寸与材质 Size and Grades CW	CUTDIA	W1	RE	S	D1	θ°	KTX	KVX	KW20
	KTP12R/L050FA	0.5	5.0	3.0	0.05	8.7	5	16	●	●	●
	KTP12R/L070FA	0.7	8.0	3.0	0.05	8.7	5	16	●	●	●
	KTP12R/L100FA	1.0	12	3.0	0.05	8.7	5	16	●	●	●
	KTP12R/L125FA	1.25	12	3.0	0.05	8.7	5	16	●	●	●
	KTP12R/L150FA	1.5	12	3.0	0.05	8.7	5	16	●	●	●
	KTP12R/L200FA	2.0	12	3.0	0.05	8.7	5	16	●	●	●
	KTP12R/L250FA	2.5	12	3.0	0.05	8.7	5	16	●	●	●
钢 Steel									★	★	
不锈钢 Stainless Steel										★	
铸铁 Cast Iron									☆	☆	
有色金属 Nonferrous Metal											★
耐热合金 Heat Resistant Alloy										☆	
淬硬钢 Hardened Steel											

★ 首选Preferred ☆ 可选optional

●标准库存standard stock ○订单生产order production

前车刀片
Front Turning inserts
KTP12..FQ

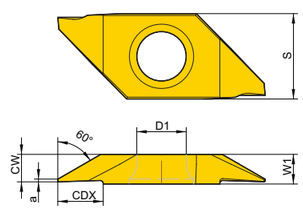

刀片外形 Insert shape	型号 Model	尺寸与材质 Size and Grades a	CW	CDX	W1	S	D1	θ°	KTX	KVX	KW20
	KTP12R/L05FQ	0.5	2.8	4.6	3.0	8.7	5	60	●	●	●
	KTP12R/L10FQ	1.0	2.8	4.6	3.0	8.7	5	60	●	●	●
钢 Steel									★	★	
不锈钢 Stainless Steel										★	
铸铁 Cast Iron									☆	☆	
有色金属 Nonferrous Metal											★
耐热合金 Heat Resistant Alloy										☆	
淬硬钢 Hardened Steel											

★ 首选Preferred ☆ 可选optional

●标准库存standard stock ○订单生产order production

切槽刀片
Grooving inserts
KTP12..FN

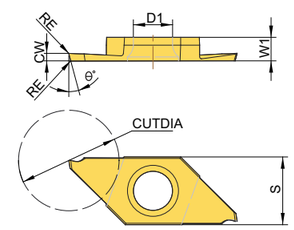

刀片外形 Insert shape	型号 Model	尺寸与材质 Size and Grades CW	CUTDIA	W1	RE	S	D1	θ°	KTX	KVX	KW20
	KTP12R/L050FN	0.5	5.0	3.0	0.05	8.7	5	0	●	●	●
	KTP12R/L070FN	0.7	8.0	3.0	0.05	8.7	5	0	●	●	●
	KTP12R/L100FN	1.0	12	3.0	0.05	8.7	5	0	●	●	●
	KTP12R/L125FN	1.25	12	3.0	0.05	8.7	5	0	●	●	●
	KTP12R/L150FN	1.5	12	3.0	0.05	8.7	5	0	●	●	●
	KTP12R/L200FN	2.0	12	3.0	0.05	8.7	5	0	●	●	●
	KTP12R/L250FN	2.5	12	3.0	0.05	8.7	5	0	●	●	●
钢 Steel									★	★	
不锈钢 Stainless Steel										★	
铸铁 Cast Iron									☆	☆	
有色金属 Nonferrous Metal											★
耐热合金 Heat Resistant Alloy										☆	
淬硬钢 Hardened Steel											

★ 首选Preferred ☆ 可选optional

●标准库存standard stock ○订单生产order production

后车刀片
Back Turning inserts
KTP12..FB

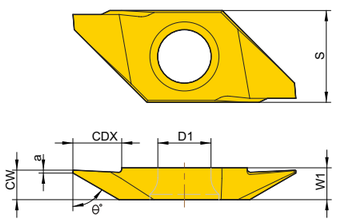

刀片外形 Insert shape	型号 Model	尺寸与材质 Size and Grades a	CW	CDX	W1	S	D1	θ°	KTX	KVX	KW20
	KTP12R/L05FB	0.5	2.8	4.6	3.0	8.7	5	60	●	●	●
	KTP12R/L10FB	1.0	2.8	4.6	3.0	8.7	5	60	●	●	●
钢 Steel									★	★	
不锈钢 Stainless Steel										★	
铸铁 Cast Iron									☆	☆	
有色金属 Nonferrous Metal											★
耐热合金 Heat Resistant Alloy										☆	
淬硬钢 Hardened Steel											

★ 首选Preferred ☆ 可选optional ●标准库存standard stock ○订单生产order production

螺纹刀片
Threading inserts
KTP12..FT

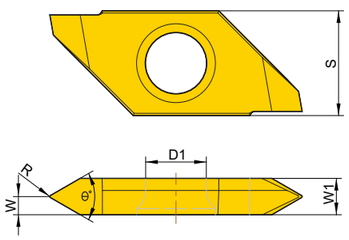

刀片外形 Insert shape	型号 Model	尺寸与材质 Size and Grades 螺距 Pitch	W	R	W1	S	D1	θ°	KTX	KVX	KW20
	KTP12R/L6000FT	0.2-0.6	1.5	0.00	3.0	8.7	5	60	●	●	●
	KTP12R/L6005FT	0.5-1.25	1.5	0.05	3.0	8.7	5	60	●	●	●
	KTP12R/L5500FT	0.2-0.6	1.5	0.00	3.0	8.7	5	55	●	●	●
	KTP12R/L5505FT	0.5-1.25	1.5	0.05	3.0	8.7	5	55	●	●	●
钢 Steel									★	★	
不锈钢 Stainless Steel										★	
铸铁 Cast Iron									☆	☆	
有色金属 Nonferrous Metal											★
耐热合金 Heat Resistant Alloy										☆	
淬硬钢 Hardened Steel											

★ 首选Preferred ☆ 可选optional ●标准库存standard stock ○订单生产order production

多功能刀杆 Turning Holder
KTP16R/L

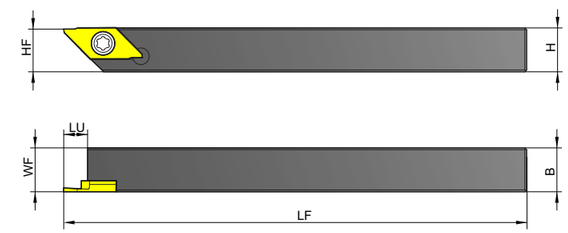

型号 Model		库存 Stock R	L	尺寸（mm） H	B	HF	WF	LF	LU	适用刀片 Insert	螺钉 Screw	扳手 Wrench
KTP16R10JX	KTP16L10JX	●	●	10	10	10	10	120	8	KTP16..	M4.5X5.0	T20
KTP16R12JX	KTP16L12JX	●	●	12	12	12	12	120	8			
KTP16R16JX	KTP16L16JX	●	●	16	16	16	16	120	8			
KTP16R20JX	KTP16L20JX	●	●	20	20	20	20	120	8			
KTP16R25M	KTP16L25M	●	●	25	25	25	25	150	8			

* 刀片需单独订购。Blades to be ordered separately.

●标准库存Standard inventory ○订单生产The order production

切断刀片
Parting off inserts
KTP16..FA

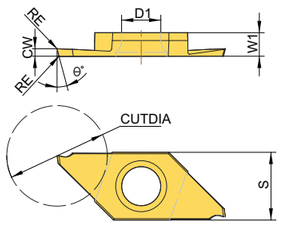

刀片外形 Insert shape	型号 Model	尺寸与材质 Size and Grades									
		CW	CUTDIA	W1	RE	S	D1	θ°	KTX	KVX	KW20
	KTP16R/L050FA	0.5	5.0	4.0	0.05	9.5	5	16	●	●	●
	KTP16R/L070FA	0.7	8.0	4.0	0.05	9.5	5	16	●	●	●
	KTP16R/L100FA	1.0	12	4.0	0.05	9.5	5	16	●	●	●
	KTP16R/L125FA	1.25	12	4.0	0.05	9.5	5	16	●	●	●
	KTP16R/L150FA	1.5	16	4.0	0.05	9.5	5	16	●	●	●
	KTP16R/L200FA	2.0	16	4.0	0.05	9.5	5	16	●	●	●
	KTP16R/L250FA	2.5	16	4.0	0.05	9.5	5	16	●	●	●
	KTP16R/L300FA	3.0	16	4.0	0.05	9.5	5	16	●	●	●
	KTP16R/L350FA	3.5	16	4.0	0.05	9.5	5	16	●	●	●
钢 Steel									★	★	
不锈钢 Stainless Steel										★	
铸铁 Cast Iron									☆	☆	
有色金属 Nonferrous Metal											★
耐热合金 Heat Resistant Alloy										☆	
淬硬钢 Hardened Steel											

★ 首选Preferred ☆ 可选optional ●标准库存standard stock ○订单生产order production

切槽刀片
Grooving inserts
KTP16..FN

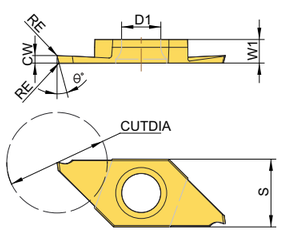

刀片外形 Insert shape	型号 Model	尺寸与材质 Size and Grades									
		CW	CUTDIA	W1	RE	S	D1	θ°	KTX	KVX	KW20
	KTP16R/L050FN	0.5	5.0	4.0	0.05	9.5	5	0	●	●	●
	KTP16R/L070FN	0.7	8.0	4.0	0.05	9.5	5	0	●	●	●
	KTP16R/L100FN	1.0	12	4.0	0.05	9.5	5	0	●	●	●
	KTP16R/L125FN	1.25	12	4.0	0.05	9.5	5	0	●	●	●
	KTP16R/L150FN	1.5	16	4.0	0.05	9.5	5	0	●	●	●
	KTP16R/L200FN	2.0	16	4.0	0.05	9.5	5	0	●	●	●
	KTP16R/L250FN	2.5	16	4.0	0.05	9.5	5	0	●	●	●
	KTP16R/L300FN	3.0	16	4.0	0.05	9.5	5	0	●	●	●
	KTP16R/L350FN	3.5	16	4.0	0.05	9.5	5	0	●	●	●
钢 Steel									★	★	
不锈钢 Stainless Steel										★	
铸铁 Cast Iron									☆	☆	
有色金属 Nonferrous Metal											★
耐热合金 Heat Resistant Alloy										☆	
淬硬钢 Hardened Steel											

★ 首选Preferred ☆ 可选optional ●标准库存standard stock ○订单生产order production

后车刀片
Back turning inserts
KTP16..FB

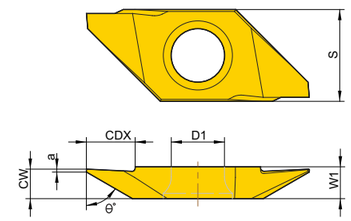

刀片外形 Insert shape	型号 Model	尺寸与材质 Size and Grades									
		a	CW	CDX	W1	S	D1	θ°	KTX	KVX	KW20
	KTP16R/L05FB	0.5	3.8	6.3	4.0	9.5	5	60	●	●	●
	KTP16R/L10FB	1.0	3.8	6.3	4.0	9.5	5	60	●	●	●
钢 Steel									★	★	
不锈钢 Stainless Steel										★	
铸铁 Cast Iron									☆	☆	
有色金属 Nonferrous Metal											★
耐热合金 Heat Resistant Alloy										☆	
淬硬钢 Hardened Steel											

★ 首选Preferred ☆ 可选optional ●标准库存standard stock ○订单生产order production

螺纹刀片
Threading inserts
KTP16..FT

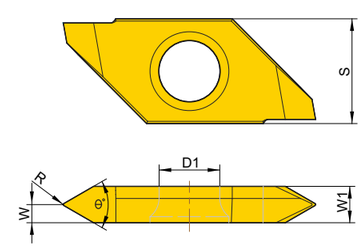

刀片外形 Insert shape	型号 Model	尺寸与材质 Size and Grades									
		螺距 Pitch	W	R	W1	S	D1	θ°	KTX	KVX	KW20
	KTP16R/L6000FT	0.2-0.6	2.0	0.00	4.0	9.5	5	60	●	●	●
	KTP16R/L6005FT	0.5-1.25	2.0	0.05	4.0	9.5	5	60	●	●	●
	KTP16R/L5500FT	0.2-0.6	2.0	0.00	4.0	9.5	5	55	●	●	●
	KTP16R/L5505FT	0.5-1.25	2.0	0.05	4.0	9.5	5	55	●	●	●
钢 Steel									★	★	
不锈钢 Stainless Steel										★	
铸铁 Cast Iron									☆	☆	
有色金属 Nonferrous Metal											★
耐热合金 Heat Resistant Alloy										☆	
淬硬钢 Hardened Steel											

★ 首选Preferred ☆ 可选optional ●标准库存standard stock ○订单生产order production

多功能刀杆 Turning Holder
KTP28R/L

型号 Model		库存 Stock R	库存 Stock L	ØD	尺寸（mm） h	b	L1	h1	h2	f	适用刀片 Insert	螺钉 Screw	扳手 Wrench
KTP28R08	KTP28L08	●	●	12. 0	8	10	120	8	4	0. 0	KTP28..	M4X5.0	T15
KTP28R10H	KTP28L10H	●	●	12. 0	10	10	100	10	2	0. 0			
KTP28R10	KTP28L10	●	●	12. 0	10	10	120	10	2	0. 0			
KTP28R12GX	KTP28L12GX	●	●	12. 0	12	12	85	12	0	0. 0			
KTP28R12	KTP28L12	●	●	12. 0	12	12	120	12	0	0. 0		M4X7.0	
KTP28R13	KTP28L13	●	●	12. 0	13	13	120	13	0	0. 0			
KTP28R16H	KTP28L16H	●	●	12. 0	16	16	100	16	0	0. 0			
KTP28R16	KTP28L16	●	●	12. 0	16	16	120	16	0	0. 0			

* 刀片需单独订购。Blades to be ordered separately.

●标准库存Standard inventory ○订单生产The order production

切断刀片
Parting off inserts
KTP28..FA

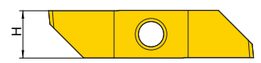

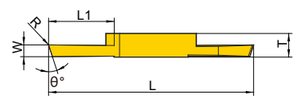

刀片外形 Insert shape	型号 Model	尺寸与材质 Size and Grades w	L1	R	T	H	L	θ°	KTX	KVX	KW20
	KTP28R/L100FA	1.0	5.0	0.08	3.0	6.0	26	16	●	●	●
	KTP28R/L150FA	1.5	7.0	0.08	3.0	6.0	26	16	●	●	●
	KTP28R/L200FA	2.0	8.5	0.08	3.0	6.0	26	16	●	●	●
	KTP28R/L250FA	2.5	8.5	0.08	3.0	6.0	26	16	●	●	●
钢 Steel									★	★	
不锈钢 Stainless Steel										★	
铸铁 Cast Iron									☆	☆	
有色金属 Nonferrous Metal											★
耐热合金 Heat Resistant Alloy										☆	
淬硬钢 Hardened Steel											

★ 首选Preferred ☆ 可选optional ●标准库存standard stock ○订单生产order production

切槽刀片
Grooving inserts
KTP28..FN

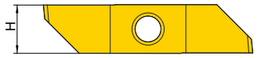

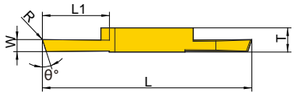

刀片外形 Insert shape	型号 Model	尺寸与材质 Size and Grades w	L1	R	T	H	L	θ°	KTX	KVX	KW20
	KTP28R/L050FN	0.5	2.0	0.05	3.0	8.0	25	0	●	●	●
	KTP28R/L070FN	0.7	2.8	0.05	3.0	8.0	25	0	●	●	●
	KTP28R/L100FN	1.0	4.0	0.05	3.0	8.0	25	0	●	●	●
	KTP28R/L125FN	1.25	5.0	0.05	3.0	8.0	25	0	●	●	●
	KTP28R/L150FN	1.5	5.5	0.05	3.0	8.0	25	0	●	●	●
	KTP28R/L200FN	2.0	6.0	0.05	3.0	8.0	25	0	●	●	●
	KTP28R/L250FN	2.5	6.5	0.05	3.0	8.0	25	0	●	●	●
钢 Steel									★	★	
不锈钢 Stainless Steel										★	
铸铁 Cast Iron									☆	☆	
有色金属 Nonferrous Metal											★
耐热合金 Heat Resistant Alloy										☆	
淬硬钢 Hardened Steel											

★ 首选Preferred ☆ 可选optional ●标准库存standard stock ○订单生产order production

后车刀片
Back turning inserts
KTP28..FB

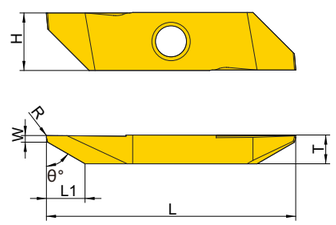

刀片外形 Insert shape	型号 Model	尺寸与材质 Size and Grades									
		w	L1	R	T	H	L	θ°	KTX	KVX	KW20
	KTP28R/L05FB	0.5	4.0	0.05	3.0	8.0	26	60	●	●	●
	KTP28R/L10FB	1.0	4.0	0.1	3.0	8.0	26	60	●	●	●
钢 Steel									★	★	
不锈钢 Stainless Steel										★	
铸铁 Cast Iron									☆	☆	
有色金属 Nonferrous Metal											★
耐热合金 Heat Resistant Alloy										☆	
淬硬钢 Hardened Steel											

★ 首选Preferred ☆ 可选optional ●标准库存standard stock ○订单生产order production

螺纹刀片
Threading inserts
KTP28..FT

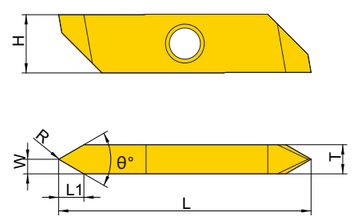

刀片外形 Insert shape	型号 Model	尺寸与材质 Size and Grades									
		螺距 Pitch	W	R	T	H	L	θ°	KTX	KVX	KW20
	KTP28R/L6000FT	0.2-0.6	1.5	0.00	3.0	8.0	24	60	●	●	●
	KTP28R/L6005FT	0.5-1.25	1.5	0.05	3.0	8.0	24	60	●	●	●
	KTP28R/L5500FT	64-48	1.5	0.00	3.0	8.0	24	55	●	●	●
	KTP28R/L5505FT	48-24	1.5	0.05	3.0	8.0	24	55	●	●	●
钢 Steel									★	★	
不锈钢 Stainless Steel										★	
铸铁 Cast Iron									☆	☆	
有色金属 Nonferrous Metal											★
耐热合金 Heat Resistant Alloy										☆	
淬硬钢 Hardened Steel											

★ 首选Preferred ☆ 可选optional ●标准库存standard stock ○订单生产order production

多功能刀杆 Turning Holder
KTP38R/L

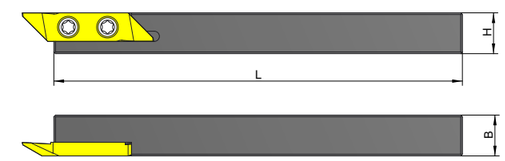

型号 Model		库存 Stock		ØD	尺寸（mm）						适用刀片 Insert	螺钉 Screw	扳手 Wrench
		R	L		h	b	L1	h1	h2	f			
KTP38R08	KTP38L08	●	●	12. 0	8	10	120	8	4	0. 0	KTP38..	M4X6.0	T15
KTP38R10H	KTP38L10H	●	●	12. 0	10	10	100	10	2	0. 0			
KTP38R10	KTP38L10	●	●	12. 0	10	10	120	10	2	0. 0			
KTP38R12GX	KTP38L12GX	●	●	12. 0	12	12	85	12	0	0. 0		M4X7.0	
KTP38R12	KTP38L12	●	●	12. 0	12	12	120	12	0	0. 0			
KTP38R13	KTP38L13	●	●	12. 0	13	13	120	13	0	0. 0			
KTP38R16H	KTP38L16H	●	●	12. 0	16	16	100	16	0	0. 0			
KTP38R16	KTP38L16	●	●	12. 0	16	16	120	16	0	0. 0			

* 刀片需单独订购。Blades to be ordered separately.

●标准库存Standard inventory ○订单生产The order production

切断刀片
Parting off inserts
KTP38..FA

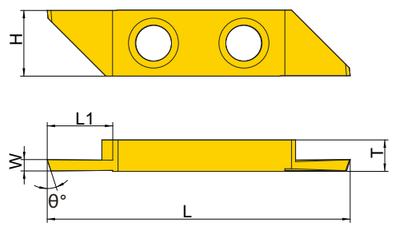

刀片外形 Insert shape	型号 Model	尺寸与材质 Size and Grades									
		w	L1	R	T	H	L	θ°	KTX	KVX	KW20
	KTP38R/L100FA	1.0	5.0	0.05	4.0	8.4	38	16	●	●	●
	KTP38R/L150FA	1.5	7.0	0.05	4.0	8.4	38	16	●	●	●
	KTP38R/L200FA	2.0	8.5	0.05	4.0	8.4	38	16	●	●	●
	KTP38R/L250FA	2.5	9.0	0.05	4.0	8.4	38	16	●	●	●
	KTP38R/L300FA	3.0	9.5	0.05	4.0	8.4	38	16	●	●	●
	KTP38R/L350FA	4.0	10.0	0.05	4.0	8.4	38	16	●	●	●
钢 Steel									★	★	
不锈钢 Stainless Steel										★	
铸铁 Cast Iron									☆	☆	
有色金属 Nonferrous Metal											★
耐热合金 Heat Resistant Alloy										☆	
淬硬钢 Hardened Steel											

★ 首选Preferred ☆ 可选optional ●标准库存standard stock ○订单生产order production

切槽刀片
Grooving inserts
KTP38..FN

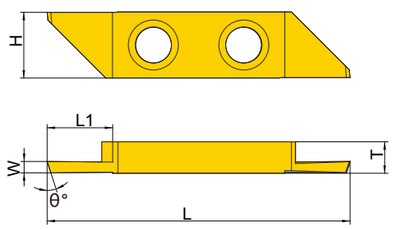

刀片外形 Insert shape	型号 Model	尺寸与材质 Size and Grades									
		w	L1	R	T	H	L	θ°	KTX	KVX	KW20
	KTP38R/L050FN	0.5	2.0	0.05	4.0	8.4	38	0	●	●	●
	KTP38R/L070FN	0.7	2.8	0.05	4.0	8.4	38	0	●	●	●
	KTP38R/L100FN	1.0	4.0	0.05	4.0	8.4	38	0	●	●	●
	KTP38R/L150FN	1.5	5.0	0.05	4.0	8.4	38	0	●	●	●
	KTP38R/L200FN	2.0	5.5	0.05	4.0	8.4	38	0	●	●	●
	KTP38R/L250FN	2.5	6.0	0.05	4.0	8.4	38	0	●	●	●
	KTP38R/L300FN	3.0	7.0	0.05	4.0	8.4	38	0	●	●	●
	KTP38R/L350FN	3.5	8.0	0.05	4.0	8.4	38	0	●	●	●
钢 Steel									★	★	
不锈钢 Stainless Steel										★	
铸铁 Cast Iron									☆	☆	
有色金属 Nonferrous Metal											★
耐热合金 Heat Resistant Alloy										☆	
淬硬钢 Hardened Steel											

★ 首选Preferred ☆ 可选optional ●标准库存standard stock ○订单生产order production

后车刀片
Back turning inserts
KTP38..FB

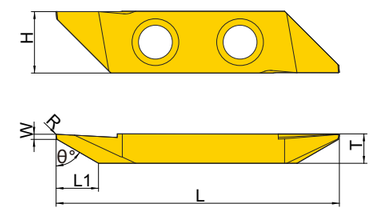

刀片外形 Insert shape	型号 Model	尺寸与材质 Size and Grades									
		w	L1	R	T	H	L	θ°	KTX	KVX	KW20
	KTP38R/L05FB	0.5	5.7	0.05	4.0	8.4	38	60	●	●	●
	KTP38R/L10FB	1.0	5.7	0.1	4.0	8.4	38	60	●	●	●
钢 Steel									★	★	
不锈钢 Stainless Steel										★	
铸铁 Cast Iron									☆	☆	
有色金属 Nonferrous Metal											★
耐热合金 Heat Resistant Alloy										☆	
淬硬钢 Hardened Steel											

★ 首选Preferred ☆ 可选optional ●标准库存standard stock ○订单生产order production

螺纹刀片
Threading inserts
KTP38..FT

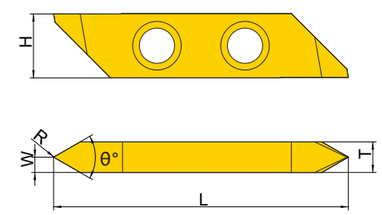

刀片外形 Insert shape	型号 Model	尺寸与材质 Size and Grades									
		螺距 Pitch	W	R	T	H	L	θ°	KTX	KVX	KW20
	KTP38R/L6000FT	0.2-0.6	2.0	0.00	4.0	8.4	38	60	●	●	●
	KTP38R/L6005FT	0.5-1.25	2.0	0.05	4.0	8.4	38	60	●	●	●
	KTP38R/L5500FT	64-48	2.0	0.00	4.0	8.4	38	55	●	●	●
	KTP38R/L5505FT	48-24	2.0	0.05	4.0	8.4	38	55	●	●	●
钢 Steel									★	★	
不锈钢 Stainless Steel										★	
铸铁 Cast Iron									☆	☆	
有色金属 Nonferrous Metal											★
耐热合金 Heat Resistant Alloy										☆	
淬硬钢 Hardened Steel											

★ 首选Preferred ☆ 可选optional ●标准库存standard stock ○订单生产order production

刀杆Turning Holders
CSVR/L

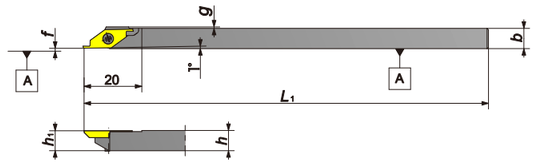

型号 Model 右刀 Right hand	型号 Model 左刀 Left hand	库存 Stock R	库存 Stock L	尺寸 Size (mm) h	b	L	h1	g
CSVR07	CSVL07	●	●	7	7	140	7	0.5
CSVR08	CSVL08	●	●	8	8	140	8	0
CSVR095	CSVL095	●	●	9.5	9.5	140	9.5	0
CSVR10	CSVL10	●	●	10	10	140	10	0
CSVR12	CSVL12	●	●	12	12	140	12	0

刀片 Insert	螺钉 Clamp Screw	扳手 Wrench
CSVR/L..F（前扫） CSVR/L..B（后扫） CSVR/L..G（槽刀） CSVR/L..C（切断）	M2.5x7	T15

* 刀片需单独订购。Blades to be ordered separately.

●标准库存Standard inventory ○订单生产The order production

前车刀片
Front Turning inserts
CSVF

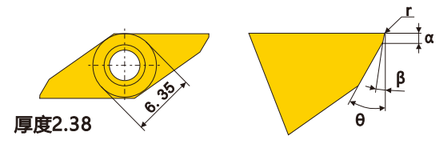

刀片外形 Insert shape		型号 Model	库存 Stock	排屑槽 Chip removal tank	尺寸与材质 Size and Grades α	β	θ	r	KTX	KVX	KW20
	CSVF	11FR/L V	○	N	0.30	5°	30°	0.0	●	●	●
		11FR/L V-A	○	N	0.30	2°	30°	0.0	●	●	●
		11FR/L V-M	○	N	0.15	2°	30°	0.0	●	●	●
		11FR/L V-C	○	N	0.15	5°	30°	0.0	●	●	●
 This style comes with chip discharge groove 此款带排屑槽	CSVF	11FR/L VB	○	Y	0.30	5°	30°	0.0	●	●	●
		11FR/L VB-A	○	Y	0.30	2°	30°	0.0	●	●	●
		11FR/L VB-M	○	Y	0.15	2°	30°	0.0	●	●	●
		11FR/L VB-C	○	Y	0.15	5°	30°	0.0	●	●	●

	KTX	KVX	KW20
钢 Steel	★	☆	
不锈钢 Stainless Steel		★	
铸铁 Cast Iron	☆		
有色金属 Nonferrous Metal	☆		★
耐热合金 Heat Resistant Alloy		★	
淬硬钢 Hardened Steel			

★ 首选Preferred ☆ 可选optional ●标准库存standard stock ○订单生产order production

后车刀片
Back Turning inserts
CSVB

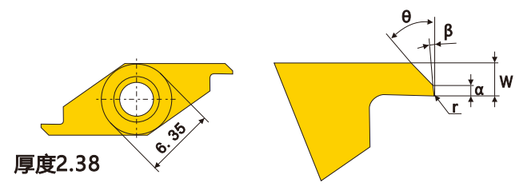

刀片外形 Insert shape		型号 Model	库存 Stock	排屑槽 Chip breaker	尺寸与材质 Size and Grades 刀尖宽度 W	α	β	θ	r	有效切刃长a	加工深度	KTX	KVX	KW20
	CSVB	11FR/L V	○	N	1.00	0.30	5°	45°	0.0	0.7	2.0	●	●	●
		11FR/L V-A	○	N	1.00	0.30	2°	45	0.0	0.7	2.0	●	●	●
		11FR/L V-M	○	N	1.00	0.15	2°	45	0.0	0.7	2.0	●	●	●
		11FR/L V-C	○	N	1.00	0.15	5°	45°	0.0	0.7	2.0	●	●	●
		11FR/L V-12	○	N	1.20	0.30	5°	45°	0.0	0.8	2.0	●	●	●
		11FR/L V-14	○	N	1.40	0.30	5°	45°	0.0	1.0	2.0	●	●	●
 此款带排屑槽 This with chipbreaker	CSVB	11FR/L VB	○	Y	1.00	0.30	5°	45°	0.0	0.7	2.0	●	●	●
		11FR/L VB-A	○	Y	1.00	0.30	2°	45	0.0	0.7	2.0	●	●	●
		11FR/L VB-M	○	Y	1.00	0.15	2°	45	0.0	0.7	2.0	●	●	●
		11FR/L VB-C	○	Y	1.00	0.15	5°	45°	0.0	0.7	2.0	●	●	●
		11FR/L VB-12	○	Y	1.20	0.30	5°	45°	0.0	0.8	2.0	●	●	●
		11FR/L VB-14	○	Y	1.40	0.30	5°	45°	0.0	1.0	2.0	●	●	●

	KTX	KVX	KW20
钢 Steel	★	☆	
不锈钢 Stainless Steel		★	
铸铁 Cast Iron	☆		
有色金属 Nonferrous Metal	☆		★
耐热合金 Heat Resistant Alloy		★	
淬硬钢 Hardened Steel			

★ 首选Preferred ☆ 可选optional ●标准库存standard stock ○订单生产order production

切断刀片
Cutting off inserts
CSVC

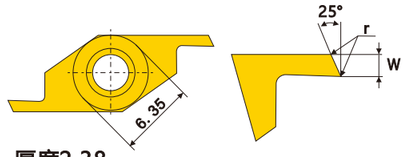

厚度2.38

刀片外形 Insert shape	型号 Model			库存 Stock	排屑槽 Chip removal tank	尺寸与材质 Size and Grades 最大切断直径 ØD	W	rε	KTX	KVX	KW20
	CSVC	11FR/L	V06	○	N	3.0	0.6	0.0	●	●	●
		11FR/L	V07	○	N	4.0	0.7	0.0	●	●	●
		11FR/L	V08	○	N	4.0	0.8	0.0	●	●	●
		11FR/L	V09	○	N	4.0	0.9	0.0	●	●	●
		11FR/L	V10	○	N	5.0	1.0	0.0	●	●	●
		11FR/L	V13	○	N	5.0	1.3	0.0	●	●	●
		11FR/L	V15	○	N	5.0	1.5	0.0	●	●	●
 此款带排屑槽 This style comes with chip discharge groove	CSVC	11FR/L	VB06	○	Y	3.0	0.6	0.0	●	●	●
		11FR/L	VB07	○	Y	4.0	0.7	0.0	●	●	●
		11FR/L	VB08	○	Y	4.0	0.8	0.0	●	●	●
		11FR/L	VB09	○	Y	4.0	0.9	0.0	●	●	●
		11FR/L	VB10	○	Y	5.0	1.0	0.0	●	●	●
		11FR/L	VB13	○	Y	5.0	1.3	0.0	●	●	●
		11FR/L	VB15	○	Y	5.0	1.5	0.0	●	●	●
钢 Steel									★	☆	
不锈钢 Stainless Steel										★	
铸铁 Cast Iron									☆		
有色金属 Nonferrous Metal									☆		★
耐热合金 Heat Resistant Alloy										★	
淬硬钢 Hardened Steel											

★ 首选Preferred ☆ 可选optional ●标准库存standard stock ○订单生产order production

螺纹刀片
Threading inserts
CSVT

A型

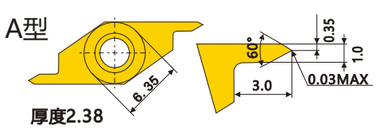

厚度2.38

B型

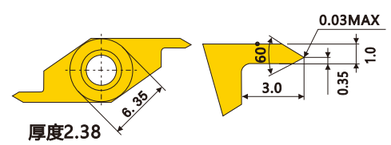

厚度2.38

刀片外形 Insert shape	型号 Model			库存 Stock	排屑槽 Chip removal tank	尺寸与材质 Size and Grades 螺距 (mm)	牙/英寸 (TPI)	KTX	KVX	KW20
A型 	CSVT	11FR/L	P60-035A	○	Y	0.2~0.5	127-51	●	●	●
B型 		11FR/L	P60-035B	○	Y	0.2~0.5	127-51	●	●	●
钢 Steel								★	☆	
不锈钢 Stainless Steel									★	
铸铁 Cast Iron								☆		
有色金属 Nonferrous Metal								☆		★
耐热合金 Heat Resistant Alloy									★	
淬硬钢 Hardened Steel										

★ 首选Preferred ☆ 可选optional ●标准库存standard stock ○订单生产order production

槽刀片
Grooving inserts
CSVG

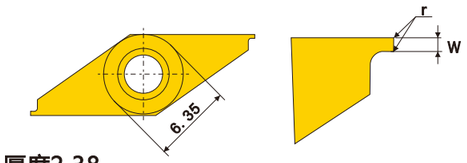

厚度2.38

刀片外形 Insert shape	型号 Model			库存 Stock	排屑槽 Chip removal tank	尺寸与材质 Size and Grades W	有效加工深度	r	KTX	KVX	KW20
	CSVG	11FR/L	V025	○	Y	0.25	0.15	0.0	●	●	●
		11FR/L	V030	○	Y	0.30	0.15	0.0	●	●	●
		11FR/L	V035	○	Y	0.35	0.15	0.0	●	●	●
		11FR/L	V040	○	Y	0.40	0.15	0.0	●	●	●
		11FR/L	V045	○	Y	0.45	0.45	0.0	●	●	●
		11FR/L	V050	○	Y	0.50	0.45	0.0	●	●	●
		11FR/L	V055	○	Y	0.55	0.45	0.0	●	●	●
		11FR/L	V060	○	Y	0.60	0.45	0.0	●	●	●
		11FR/L	V065	○	Y	0.65	0.45	0.0	●	●	●
		11FR/L	V070	○	Y	0.70	0.45	0.0	●	●	●
		11FR/L	V075	○	Y	0.75	1.40	0.0	●	●	●
		11FR/L	V080	○	Y	0.80	1.40	0.0	●	●	●
		11FR/L	V085	○	Y	0.85	1.40	0.0	●	●	●
		11FR/L	V090	○	Y	0.90	1.40	0.0	●	●	●
		11FR/L	V095	○	Y	0.95	1.40	0.0	●	●	●
		11FR/L	V100	○	Y	1.00	1.40	0.0	●	●	●
		11FR/L	V110	○	Y	1.10	2.60	0.0	●	●	●
		11FR/L	V120	○	Y	1.20	2.60	0.0	●	●	●
		11FR/L	V130	○	Y	1.30	2.60	0.0	●	●	●
		11FR/L	V140	○	Y	1.40	2.60	0.0	●	●	●
		11FR/L	V150	○	Y	1.50	2.60	0.0	●	●	●
钢 Steel									★	☆	
不锈钢 Stainless Steel										★	
铸铁 Cast Iron									☆		
有色金属 Nonferrous Metal									☆		★
耐热合金 Heat Resistant Alloy										★	
淬硬钢 Hardened Steel											

★ 首选Preferred ☆ 可选optional ●标准库存standard stock ○订单生产order production

切断切槽刀杆Parting Grooving Holder
TWDR/L..

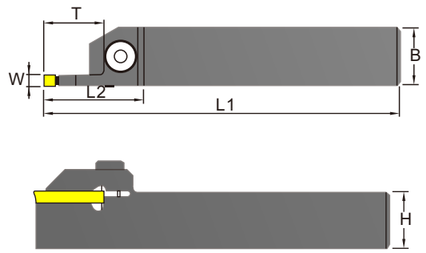

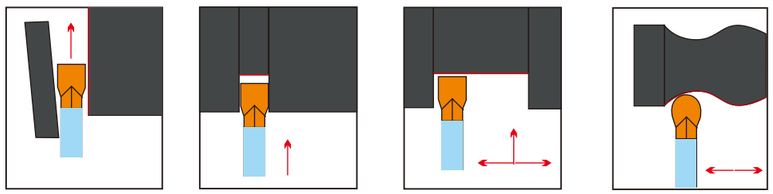

型号 Model	W	H	B	L	T	刀片 Inserts	重量 (kg)		螺钉 Screw	扳手 Wrench
TWDR1212K-2T12	2	12	12	125	12	WD22N2.00..	0.16		BS0407	Lt15
TWDL1212K-2T12	2	12	12	125	12	WD22N2.00..	0.16			
TWDR1616K-2T16	2	16	16	125	17	WD22N2.00..	0.22		BX0520	LH040
TWDL1616K-2T16	2	16	16	125	17	WD22N2.00..	0.22			
TWDR2020K-2T16	2	20	20	125	17	WD22N2.00..	0.37		BX0620	LH050
TWDL2020K-2T16	2	20	20	125	17	WD22N2.00..	0.37			
TWDR2525M-2T16	2	25	25	150	17	WD22N2.00..	0.69			
TWDL2525M-2T16	2	25	25	150	17	WD22N2.00..	0.69			
TWDR1616K-3T06	3	16	16	125	14	WD22N3.00..	0.22		BX0520	LH040
TWDL1616K-3T06	3	16	16	125	14	WD22N3.00..	0.22			
TWDR1616K-3T20	3	16	16	125	20	WD22N3.00..	0.22			
TWDL1616K-3T20	3	16	16	125	20	WD22N3.00..	0.22			
TWDR2020K-3T09	3	20	20	125	09	WD22N3.00..	0.37		BX0620	LH050
TWDL2020K-3T09	3	20	20	125	09	WD22N3.00..	0.37			
TWDR2020K-3T20	3	20	20	125	20	WD22N3.00..	0.37			
TWDL2020K-3T20	3	20	20	125	20	WD22N3.00..	0.37			
TWDR2525M-3T09	3	25	25	150	09	WD22N3.00..	0.69			
TWDL2525M-3T09	3	25	25	150	09	WD22N3.00..	0.69			
TWDR2525M-3T22.5	3	25	25	150	20	WD22N3.00..	0.69			
TWDL2525M-3T22.5	3	25	25	150	20	WD22N3.00..	0.69			
TWDR2020K-4T10	4	20	20	125	10	WD25N4.00..	0.37			
TWDL2020K-4T10	4	20	20	125	10	WD25N4.00..	0.37			
TWDR2020K-4T20	4	20	20	125	20	WD25N4.00..	0.37			
TWDL2020K-4T20	4	20	20	125	20	WD25N4.00..	0.37			
TWDR2525M-4T10	4	25	25	150	10	WD25N4.00..	0.69			
TWDL2525M-4T10	4	25	25	150	10	WD25N4.00..	0.69			
TWDR2525M-4T22.5	4	25	25	150	20	WD25N4.00..	0.69			
TWDL2525M-4T22.5	4	25	25	150	20	WD25N4.00..	0.69			
TWDR2525M-5T12	5	25	25	150	12	WD25N5.00..	0.69			
TWDL2525M-5T12	5	25	25	150	12	WD25N5.00..	0.69			
TWDR2525M-5T24	5	25	25	150	25	WD25N5.00..	0.69			
TWDL2525M-5T24	5	25	25	150	25	WD25N5.00..	0.69			

* 刀片需单独订购。Blades to be ordered separately.

●标准库存Standard inventory ○订单生产The order production

切断切槽刀片
Parting Grooving Inserts
WD..

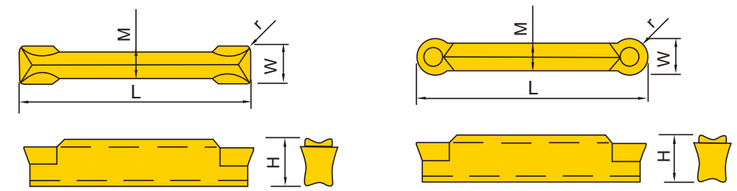

刀片外形 Insert shape	型号 Model	尺寸与材质 Size and Grades W	L	R	H	A	KTX	KVX	KW20
	WD22N2.00S-0.2T	2.0	22	0.2	4.0			●	
	WD22N3.00S-0.3T	3.0	22	0.3	4.0			●	
	WD25N4.00S-0.4T	4.0	25	0.4	4.0			●	
	WD25N5.00S-0.4T	5.0	25	0.4	4.0			●	
	WD22R-2.00S-06F	2.0	22		4.0	6			
	WD22R-3.00S-06F	3.0	22		4.0	6		●	
	WD22N3.00S-1.5R	3.0	22	1.5	4.0			●	
	WD25N4.00S-2.0R	4.0	25	2.0	4.0			●	
钢 Steel							★	★	
不锈钢 Stainless Steel								★	
铸铁 Cast Iron							☆	☆	
有色金属 Nonferrous Metal									★
耐热合金 Heat Resistant Alloy								☆	
淬硬钢 Hardened Steel									

★ 首选Preferred ☆ 可选optional ● 标准库存standard stock ○ 订单生产order production

推荐切削条件表
Recommended Cutting Conditions

工件材料 Workpiece Materials		加工形式 Processing the form	切削速度推荐值Vc(m/min) Recommended Cutting Speed KTX	KVX	KW20	切削速度推荐值f(mm/rev) Recommended Cutting Speed 2.0 f(mm/rev)	3.0 f(mm/rev)	4.0 f(mm/rev)	5.0 f(mm/rev)		
P	钢 Steel	外圆加工 Cylindrical processing	50-100-170	50-100-170		0.06-0.12	0.08-0.20	0.10-0.25	0.12-0.25		
		内孔端面加工 Inner hole end processing	40-70-100	40-70-100		0.05-0.10	0.07-0.12	0.08-0.14	0.10-0.16		
M	不锈钢 Stainless Steel	外圆加工 Cylindrical processing		100-130-170		0.06-0.12	0.08-0.20	0.10-0.25	0.12-0.25		
		内孔端面加工 Inner hole end processing		50-80-120		0.05-0.10	0.07-0.12	0.08-0.14	0.10-0.16		
K	铸铁 Cast iron	外圆加工 Cylindrical processing	50-100-170	50-100-170		0.06-0.12	0.08-0.20	0.10-0.25	0.12-0.25		
		内孔端面加工 Inner hole end processing	40-70-100	40-70-100		0.05-0.10	0.07-0.12	0.08-0.14	0.10-0.16		

内孔车刀杆(小径) Boring tool holder(Micro Diameter)
H-SWUBR/L

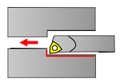

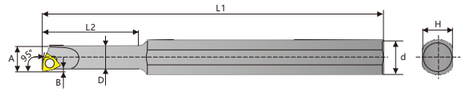

(STEEL钢)

型号 Model 右刀 Right hand	型号 Model 左刀 Left hand	库存 Stock R	库存 Stock L	尺寸 Size (mm) D	Ød	L2	L1	A	B	Min Cutting Diameter 最小加工直径	刀片 Insert	螺钉 Clamp Screw	扳手 Wrench
H1005K-SWUBR06-20	H1005K-SWUBR06-20	●	○	05	10	20	125	5.4	0.4	6	WB--0201 WB--0601	M2.0	T6
H1006K-SWUBR06-24	H1006K-SWUBR06-24	●	○	06	10	24	125	6.4	0.4	7			

* 刀片需单独订购。 Blades to be ordered separately.

●标准库存Standard inventory ○订单生产The order production

合金内孔车刀杆 Carbide boring tool holder
C-SWUBR/L

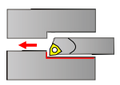

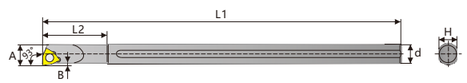

(CARBIDE)

型号 Model 右刀 Right hand	型号 Model 左刀 Left hand	库存 Stock R	库存 Stock L	Size (mm) Ød	L1	A	B	Min Cutting Diameter 最小加工直径	刀片 Insert	螺钉 Clamp Screw	扳手 Wrench
C05H-SWUBR-06	C05H-SWUBL-06	●	○	05	100	5.4	0.4	5.8	WB--0601 WB--0201	M2.0x3	T6
C06J-SWUBR-06	C06J-SWUBL-06	●	○	06	110	6.4	0.4	6.8			
C07K-SWUBR-06	C07K-SWUBL-06	●	○	07	125	7.4	0.4	7.8			
C08K-SWUBR-06	C08K-SWUBL-06	●	○	08	125	8.5	0.5	9.0			

* 刀片需单独订购。 Blades to be ordered separately.

●标准库存Standard inventory ○订单生产The order production

合金内冷内孔车刀杆
Carbide boring tool holder with cooling hole
E-SWUBR/L

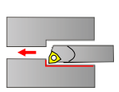

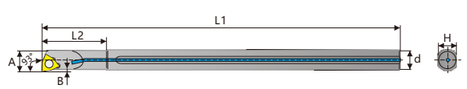

(CARBIDEWITHCOOLANT中心出水)

型号 Model 右刀 Right hand	型号 Model 左刀 Left hand	库存 Stock R	库存 Stock L	Size (mm) Ød	L1	A	B	Min Cutting Diameter 最小加工直径	刀片 Insert	螺钉 Clamp Screw	扳手 Wrench
E05H-SWUBR-06	E05H-SWUBL-06	●	○	05	100	5.4	0.4	5.8	WB--0601 WB--0201	M2.0x3	T6
E06J-SWUBR-06	E06J-SWUBL-06	●	○	06	110	6.4	0.4	6.8			
E07K-SWUBR-06	E07K-SWUBL-06	●	○	07	125	7.4	0.4	7.8			
E08K-SWUBR-06	E08K-SWUBL-06	●	○	08	125	8.5	0.5	9.0			

* 刀片需单独订购。 Blades to be ordered separately.

●标准库存Standard inventory ○订单生产The order production

车削刀片(正型)
Turning Inserts (Positive)
WB..

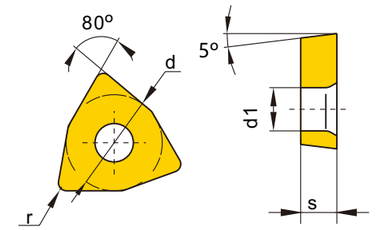

型号 Model	尺寸 Size (mm) d	s	d1
WB..0601..	3.97	1.59	2.3

刀片外形 Insert shape	型号 Model	r	进给fn mm/rev	切深ap mm	KCD10	KBN5010	KC1115	KC1125	KC1135	KP1110	KP2120	KP2130	KP6105	KP6110	KT20	KCT20	KW20	KCW20
精加工 Finishing	WBGT060101R-F	0.1	0.01-0.05	0.1-0.3														
	WBGT060101L-F	0.1	0.01-0.05	0.1-0.3							●				●			
	WBGT060102R-F	0.2	0.01-0.08	0.1-0.4														
	WBGT060102L-F	0.2	0.01-0.08	0.1-0.4							●				●		●	
	WBGT060104R-F	0.4	0.01-0.10	0.1-0.5														
	WBGT060104L-F	0.4	0.01-0.10	0.1-0.5							●				●		●	
钢 Steel											☆				★			
不锈钢 Stainless Steel											★							
铸铁 Cast Iron																		
有色金属 Nonferrous Metal																	★	
耐热合金 Heat Resistant Alloy																		
淬硬钢 Hardened Steel																		

刀片材质及适用加工材料 Insert grades and application

★ 首选Preferred ☆ 可选optional ● 标准库存standard stock ○ 订单生产order production

内孔车刀杆(小径) Boring tool holder(Micro Diameter)
H-SCLCR/L


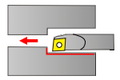
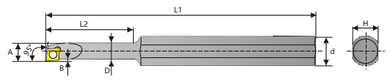

(STEEL钢)

型号 Model 右刀 Right hand	型号 Model 左刀 Left hand	库存 Stock R	库存 Stock L	尺寸 Size (mm) d	Ød	L2	L1	A	B	Min Cutting Diameter 最小加工直径	刀片 Insert	螺钉 Clamp Screw	扳手 Wrench
H1004K-SCLCR03-16	H1004K-SCLCL03-16	●	○	04	10	16	125	4.4	0.4	5	CC..03S	M1.6	T6
H1005K-SCLCR03-20	H1005K-SCLCL03-20	●	○	05	10	20	125	5.4	0.4	6			
H1005K-SCLCR04-20	H1005K-SCLCL04-20	●	○	05	10	20	125	5.4	0.4	6	CC..04T	M2.0	

* 刀片需单独订购。Blades to be ordered separately.

●标准库存Standard inventory ○订单生产The order production

合金内孔车刀杆Carbide boring tool holder
C-SCLCR/L


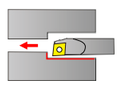


(CARBIDE)

型号 Model 右刀 Right hand	型号 Model 左刀 Left hand	库存 Stock R	库存 Stock L	Size (mm) Ød	L1	A	B	Min Cutting Diameter 最小加工直径	刀片 Insert	螺钉 Clamp Screw	扳手 Wrench
C04G-SCLCR-03	C04G-SCLCL-03	●	○	04	90	4.5	0.5	4.8	CC..03S1	M1.6x3.0	T6
C05H-SCLCR-03	C05H-SCLCL-03	●	○	05	100	5.5	0.5	5.8			
C06J-SCLCR-03	C06J-SCLCL-03	●	○	06	110	6.5	0.5	6.8			
C05H-SCLCR-04	C05H-SCLCL-04	●	○	05	100	5.5	0.5	5.8	CC..04T	M2.0x3.0	
C06J-SCLCR-04	C06J-SCLCL-04	●	○	06	110	6.5	0.5	6.8			
C07K-SCLCR-04	C07K-SCLCL-04	●	○	07	125	7.5	0.5	7.8			
C08K-SCLCR-04	C08K-SCLCL-04	●	○	08	125	8.5	0.5	8.8			

* 刀片需单独订购。Blades to be ordered separately.

●标准库存Standard inventory ○订单生产The order production

合金内冷内孔车刀杆
Carbide boring tool holder with cooling hole
E-SCLCR/L


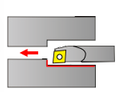
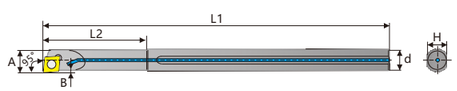

(CARBIDE WITH COOLANT中心出水)

型号 Model 右刀 Right hand	型号 Model 左刀 Left hand	库存 Stock R	库存 Stock L	Size (mm) Ød	L1	A	B	Min Cutting Diameter 最小加工直径	刀片 Insert	螺钉 Clamp Screw	扳手 Wrench
E04G-SCLCR-03	E04G-SCLCL-03	●	○	04	90	4.5	0.5	4.8	CC..03S1	M1.6x3.0	T6
E05H-SCLCR-03	E05H-SCLCL-03	●	○	05	100	5.5	0.5	5.8			
E06J-SCLCR-03	E06J-SCLCL-03	●	○	06	110	6.5	0.5	6.8			
E06J-SCLCR-04	E06J-SCLCL-04	●	○	06	110	6.5	0.5	6.8	CC..04T	M2.0x3.0	
E07K-SCLCR-04	E07K-SCLCL-04	●	○	07	125	7.5	0.5	7.8			
E08K-SCLCR-04	E08K-SCLCL-04	●	○	08	125	8.5	0.5	8.8			

* 刀片需单独订购。Blades to be ordered separately.

●标准库存Standard inventory ○订单生产The order production

车削刀片(正型)
Turning Inserts (Positive)
CC..

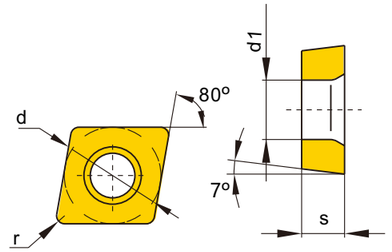

型号 Model	尺寸 Size (mm) d	s	d1
CC...0301...	3.5	1.4	1.9
CC...0401...	4.3	1.8	2.3

刀片外形 Insert shape	型号 Model	r	进给fn mm/rev	切深ap mm	KCD10	KBN5010	KC1115	KC1125	KC1135	KP1110	KP2120	KP2130	KP6105	KP6110	KT20	KCT20	KW20	KCW20
		刀片材质及适用加工材料 Insert grades and application																
	CCGT0301005R-F	0.05																
	CCGT0301005L-F	0.05									●				●			
	CCGT030101R-F	0.1																
	CCGT030101L-F	0.1									●				●		●	
	CCGT030102R-F	0.2																
	CCGT030102L-F	0.2									●				●		●	
	CCGT030104R-F	0.4																
	CCGT030104L-F	0.4									●				●			
	CCGT0401005L-F	0.05																
	CCGT040101R-F	0.1									●				●		●	
	CCGT040101L-F	0.1																
	CCGT040102R-F	0.2									●				●		●	
	CCGT040102L-F	0.2																
	CCGT040104R-F	0.4									●				●		●	
	CCGT040104L-F	0.4																
钢 Steel											☆				★			
不锈钢 Stainless Steel											★							
铸铁 Cast Iron																		
有色金属 Nonferrous Metal																	★	
耐热合金 Heat Resistant Alloy																		
淬硬钢 Hardened Steel																		

★ 首选Preferred ☆ 可选optional

● 标准库存standard stock ○ 订单生产order production

整体合金小径内孔车刀一览表
Solid carbide mini boring bar

型号 Size	刀片外形 Shape	应用范围 Applicable	特点 Features
PSBR		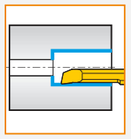	内孔加工 最小加工直径3.2mm Inner hole machining Minimum machining diameter 3.2 mm
PSCR		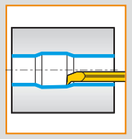	内孔倒拉加工 最小加工直径3.2mm Back turning machining for inner hole Minimum machining diameter is 3.2mm
PSGR		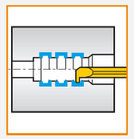	内孔切槽加工 最小加工直径3.2mm,槽宽1.0-2.5mm Internal grooving machining Minimum machining diameter is 3.2mm, Goove width is 1.0-2.5mm
PSGFR		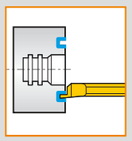	端面槽加工 最小加工直径6.0mm 槽宽1.0-4.5mm Face grooving machining Minimum machining diameter 6.0mm Groove width 1.0-4.5mm
PSTR		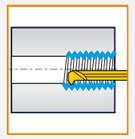	内螺纹加工 最小加工直径3.3mm 螺距0.5-1.5mm Internal thread machining Minimum machining diameter 3.3mm Pitch 0.5-1.5mm

推荐切削条件表
Recommended Cutting Conditions

Material 被加工材料	VC (m/min)	孔径 boring bar Φ		
		Φ1.0-Φ2.0 (mm/rev)	Φ2.5-Φ4.0 (mm/rev)	Φ4.5-Φ5.5 (mm/rev)
Free-cutting steel 易削铁	60-100	0.02-0.03	0.02-0.08	0.03-0.10
Low alloyed steel 低合金钢	50-80	0.01-0.03	0.02-0.05	0.03-0.06
High alloyed steel 高合金钢	40-60	0.01-0.02	0.02-0.04	0.02-0.06
Stainless steel 不锈钢	40-90	0.01-0.03	0.02-0.05	0.03-0.08
Aluminium 铝合金	60-150	0.01-0.03	0.02-0.06	0.03-0.1
Titanium 钛合金	30-70	0.01-0.03	0.02-0.05	0.03-0.1
Copper 铜	60-150	0.01-0.03	0.02-0.05	0.03-0.08

镗孔
Boring

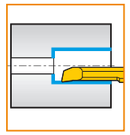

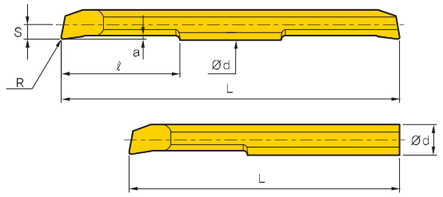

刀片外形 Insert shape	型号 Model	尺寸与材质 Size and Grades									
		R	最小直径 Min Dia mm	d	l	L	w	a	s	KTX	KW20
	PSBR0310-1	0.05	3.2	3.0	10	35		0.5	1.4	●	●
	PSBR0315-1	0.05	3.2	3.0	15	45		0.5	1.4	●	●
	PSBR0410-1	0.05	4.2	4.0	10	35		0.6	1.9	●	●
	PSBR0415-1	0.05	4.2	4.0	15	45		0.6	1.9	●	●
	PSBR0420-1	0.05	4.2	4.0	20	50		0.6	1.9	●	●
	PSBR0610-1	0.05	6.2	6.0	10	40		0.75	2.9	●	●
	PSBR0615-1	0.05	6.2	6.0	15	45		0.75	2.9	●	●
	PSBR0620-1	0.05	6.2	6.0	20	50		0.75	2.9	●	●
	PSBR0310	0.05	3.2	3.0	10	40		0.5	1.4	●	●
	PSBR0315	0.05	3.2	3.0	15	50		0.5	1.4	●	●
	PSBR0410	0.05	4.2	4.0	10	40		0.6	1.9	●	●
	PSBR0415	0.05	4.2	4.0	15	50		0.6	1.9	●	●
	PSBR0420	0.05	4.2	4.0	20	60		0.6	1.9	●	●
	PSBR0610	0.05	6.2	6.0	10	45		0.75	2.9	●	●
	PSBR0615	0.05	6.2	6.0	15	55		0.75	2.9	●	●
	PSBR0620	0.05	6.2	6.0	20	65		0.75	2.9	●	●
钢 Steel										★	
不锈钢 Stainless Steel										★	
铸铁 Cast Iron										☆	
有色金属 Nonferrous Metal											★
耐热合金 Heat Resistant Alloy										☆	
淬硬钢 Hardened Steel											

★首选　☆可选

○标准库存　○订单生产

仿形
Copying

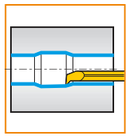

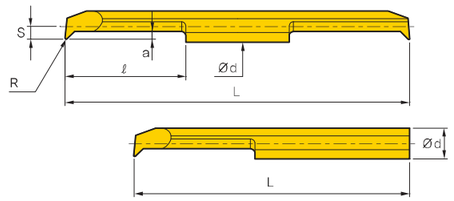

刀片外形 Insert shape	型号 Model	尺寸与材质 Size and Grades R	最小直径 Min Dia mm	d	l	L	w	a	s	KTX	KW20
	PSCR0410-1	0.05	4.2	4.0	10	35		1.0	1.9	●	●
	PSCR0415-1	0.05	4.2	4.0	15	45		1.0	1.9	●	●
	PSCR0420-1	0.05	4.2	4.0	20	50		1.0	1.9	●	●
	PSCR0610-1	0.05	6.2	6.0	10	40		1.3	2.9	●	●
	PSCR0615-1	0.05	6.2	6.0	15	45		1.3	2.9	●	●
	PSCR0620-1	0.05	6.2	6.0	20	50		1.3	2.9	●	●
	PSCR0410	0.05	4.2	4.0	10	40		1.0	1.9	●	●
	PSCR0415	0.05	4.2	4.0	15	50		1.0	1.9	●	●
	PSCR0420	0.05	4.2	4.0	20	60		1.0	1.9	●	●
	PSCR0610	0.05	6.2	6.0	10	45		1.3	2.9	●	●
	PSCR0615	0.05	6.2	6.0	15	55		1.3	2.9	●	●
	PSCR0620	0.05	6.2	6.0	20	65		1.3	2.69	●	●

钢 Steel	★	
不锈钢 Stainless Steel	★	
铸铁 Cast Iron	☆	
有色金属 Nonferrous Metal		★
耐热合金 Heat Resistant Alloy	☆	
淬硬钢 Hardened Steel		

★首选 ☆可选

○标准库存 ○订单生产

切槽
Square Grooving

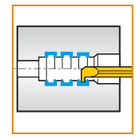

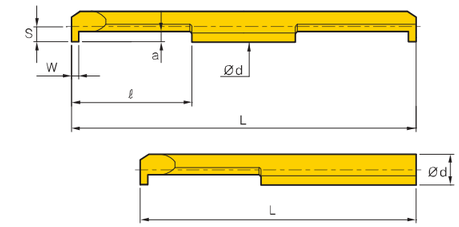

刀片外形 Insert shape	型号 Model	尺寸与材质 Size and Grades R	最小直径 Min Dia mm	d	l	L	w	a	s	KTX	KW20
	PSGR0310-1.0-1		3.2	3.0	10	35	1.0	0.8	1.4	●	●
	PSGR0315-1.0-1		3.2	3.0	15	45	1.0	0.8	1.4	●	●
	PSGR0310-1.5-1		3.2	3.0	10	35	1.5	0.8	1.4	●	●
	PSGR0315-1.5-1		3.2	3.0	15	45	1.5	0.8	1.4	●	●
	PSGR0410-1.0-1		4.2	4.0	10	35	1.0	1.4	1.9	●	●
	PSGR0420-1.0-1		4.2	4.0	20	50	1.0	1.4	1.9	●	●
	PSGR0410-1.5-1		4.2	4.0	10	35	1.5	1.4	1.9	●	●
	PSGR0420-1.5-1		4.2	4.0	20	50	1.5	1.4	1.9	●	●
	PSGR0410-2.0-1		4.2	4.0	10	35	2.0	1.4	1.9	●	●
	PSGR0420-2.0-1		4.2	4.0	20	50	2.0	1.4	1.9	●	●
	PSGR0610-1.0-1		6.2	6.0	10	40	1.0	1.8	2.9	●	●
	PSGR0620-1.0-1		6.2	6.0	20	50	1.0	1.8	2.9	●	●
	PSGR0610-1.5-1		6.2	6.0	10	40	1.5	1.8	2.9	●	●
	PSGR0620-1.5-1		6.2	6.0	20	50	1.5	1.8	2.9	●	●
	PSGR0610-2.0-1		6.2	6.0	10	40	2.0	1.8	2.9	●	●
	PSGR0620-2.0-1		6.2	6.0	20	50	2.0	1.8	2.9	●	●
	PSGR0610-2.5-1		6.2	6.0	10	40	2.5	2.0	2.9	●	●
	PSGR0620-2.5-1		6.2	6.0	20	50	2.5	2.0	2.9	●	●
	PSGR0310-1.0		3.2	3.0	10	40	1.0	0.8	1.4	●	●
	PSGR0315-1.0		3.2	3.0	15	50	1.0	0.8	1.4	●	●
	PSGR0310-1.5		3.2	3.0	10	40	1.5	0.8	1.4	●	●
	PSGR0315-1.5		3.2	3.0	15	50	1.5	0.8	1.4	●	●
	PSGR0410-1.0		4.2	4.0	10	40	1.0	1.4	1.9	●	●
	PSGR0420-1.0		4.2	4.0	20	60	1.0	1.4	1.9	●	●
	PSGR0410-1.5		4.2	4.0	10	40	1.5	1.4	1.9	●	●
	PSGR0420-1.5		4.2	4.0	20	60	1.5	1.4	1.9	●	●
	PSGR0410-2.0		4.2	4.0	10	40	2.0	1.4	1.9	●	●
	PSGR0420-2.0		4.2	4.0	20	60	2.0	1.4	1.9	●	●
	PSGR0610-1.0		6.2	6.0	10	45	1.0	1.8	2.9	●	●
	PSGR0620-1.0		6.2	6.0	20	65	1.0	1.8	2.9	●	●
	PSGR0610-1.5		6.2	6.0	10	45	1.5	1.8	2.9	●	●
	PSGR0620-1.5		6.2	6.0	20	65	1.5	1.8	2.9	●	●
	PSGR0610-2.0		6.2	6.0	10	45	2.0	1.8	2.9	●	●
	PSGR0620-2.0		6.2	6.0	20	65	2.0	1.8	2.9	●	●
	PSGR0610-2.5		6.2	6.0	10	45	2.5	2.0	2.9	●	●
	PSGR0620-2.5		6.2	6.0	20	65	2.5	2.0	2.9	●	●

钢 Steel	★	
不锈钢 Stainless Steel	★	
铸铁 Cast Iron	☆	
有色金属 Nonferrous Metal		★
耐热合金 Heat Resistant Alloy	☆	
淬硬钢 Hardened Steel		

★首选 ☆可选

○标准库存 ○订单生产

端面槽
Face Grooving

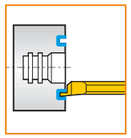

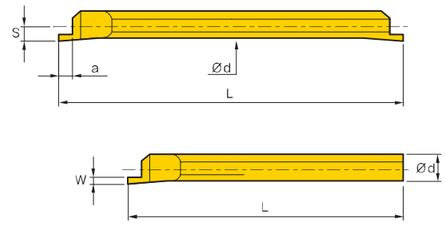

刀片外形 Insert shape	型号 Model	尺寸与材质 Size and Grades R	最小直径 Min Dia mm	d	l	L	w	a	s	KTX	KW20
	PSGFR0400-1.0-1		6.0	4.0		45	1.5	1.5	1.8	●	●
	PSGFR0400-1.5-1		6.0	4.0		45	2.0	2.0	1.8	●	●
	PSGFR0600-1.0-1		8.5	6.0		45	1.0	1.5	2.9	●	●
	PSGFR0600-1.5-1		8.5	6.0		45	1.5	2.0	2.9	●	●
	PSGFR0600-2.0-1		8.5	6.0		45	2.0	2.5	2.9	●	●
	PSGFR0800-1.0-1		10.4	8.0		60	1.0	2.0	3.9	●	●
	PSGFR0800-1.5-1		10.4	8.0		60	1.5	2.5	3.9	●	●
	PSGFR0800-2.0-1		10.4	8.0		60	2.0	3.0	3.9	●	●
	PSGFR1000-2.0-1		12.4	10.0		70	2.0	2.5	4.9	●	●
	PSGFR1000-2.5-1		12.4	10.0		70	2.5	3.0	4.9	●	●
	PSGFR1000-3.0-1		12.4	10.0		70	3.0	3.5	4.9	●	●
	PSGFR1000-3.5-1		12.4	10.0		70	3.5	4.0	4.9	●	●
	PSGFR1000-4.0-1		12.4	10.0		70	4.0	4.5	4.9	●	●
	PSGFR1000-4.5-1		12.4	10.0		70	4.5	5.0	4.9	●	●
	PSGFR0400-1.0		6.0	4.0		50	1.5	1.5	1.8	●	●
	PSGFR0400-1.5		6.0	4.0		50	2.0	2.0	1.8	●	●
	PSGFR0600-1.0		8.5	6.0		50	1.0	1.5	2.9	●	●
	PSGFR0600-1.5		8.5	6.0		50	1.5	2.0	2.9	●	●
	PSGFR0600-2.0		8.5	6.0		50	2.0	2.5	2.9	●	●
	PSGFR0800-1.0		10.4	8.0		70	1.0	2.0	3.9	●	●
	PSGFR0800-1.5		10.4	8.0		70	1.5	2.5	3.9	●	●
	PSGFR0800-2.0		10.4	8.0		70	2.0	3.0	3.9	●	●
	PSGFR1000-2.0		12.4	10.0		80	2.0	2.5	4.9	●	●
	PSGFR1000-2.5		12.4	10.0		80	2.5	3.0	4.9	●	●
	PSGFR1000-3.0		12.4	10.0		80	3.0	3.5	4.9	●	●
	PSGFR1000-3.5		12.4	10.0		80	3.5	4.0	4.9	●	●
	PSGFR1000-4.0		12.4	10.0		80	4.0	4.5	4.9	●	●
	PSGFR1000-4.5		12.4	10.0		80	4.5	5.0	4.9	●	●
钢 Steel										★	
不锈钢 Stainless Steel										★	
铸铁 Cast Iron										☆	
有色金属 Nonferrous Metal											★
耐热合金 Heat Resistant Alloy										☆	
淬硬钢 Hardened Steel											

★首选 ☆可选

○标准库存 ○订单生产

内螺纹
Threading

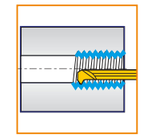

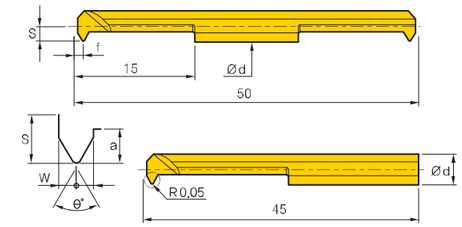

刀片外形 Insert shape	型号 Model	尺寸与材质 Size and Grades R	最小直径 Min Dia mm	d	l	L	w	螺距 P/t	θ°	KTX	KW20
	PSTR0315-F60-1	0.05	3.3	3.0			1.2	0.5-1.0	60	●	●
	PSTR0415-F60-1	0.05	4.3	4.0			1.2	0.5-1.0	60	●	●
	PSTR0615-A60-1	0.05	6.2	6.0			2.0	0.5-1.5	60	●	●
	PSTR0315-F55-1	0.05	3.3	3.0			1.2	48-24	55	●	●
	PSTR0415-F55-1	0.05	4.3	4.0			1.2	48-24	55	●	●
	PSTR0615-A55-1	0.05	6.2	6.0			2.0	28-16	55	●	●
	PSTR0315-F60	0.05	3.3	3.0			1.2	0.5-1.0	60	●	●
	PSTR0415-F60	0.05	4.3	4.0			1.2	0.5-1.0	60	●	●
	PSTR0615-A60	0.05	6.2	6.0			2.0	0.5-1.5	60	●	●
	PSTR0315-F55	0.05	3.3	3.0			1.2	48-24	55	●	●
	PSTR0415-F55	0.05	4.3	4.0			1.2	48-24	55	●	●
	PSTR0615-A55	0.05	6.2	6.0			2.0	28-16	55	●	●
钢 Steel										★	
不锈钢 Stainless Steel										★	
铸铁 Cast Iron										☆	
有色金属 Nonferrous Metal											★
耐热合金 Heat Resistant Alloy										☆	
淬硬钢 Hardened Steel											

★首选 ☆可选

○标准库存 ○订单生产

刀套
Sleeve
SL

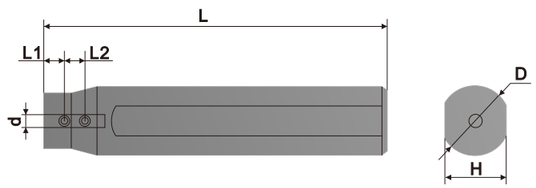

外形 shape	型号 Model	库存 Stock	尺寸 Size D	d	L1	L2	H	L
	SL1603	●	16	3.0	6.0	6.0	15	100
	SL1604	●	16	4.0	6.0	6.0	15	100
	SL1605	●	16	5.0	6.0	6.0	15	100
	SL1606	●	16	6.0	6.0	6.0	15	100
	SL1607	●	16	7.0	6.0	6.0	15	100
	SL1608	●	16	8.0	6.0	6.0	15	100
	SL2003	●	20	3.0	6.0	6.0	19	100
	SL2004	●	20	4.0	6.0	6.0	19	100
	SL2005	●	20	5.0	6.0	6.0	19	100
	SL2006	●	20	6.0	6.0	6.0	19	100
	SL2007	●	20	7.0	6.0	6.0	19	100
	SL2008	●	20	8.0	6.0	6.0	19	100

●标准库存standard stock ○订单生产order production

直立式螺纹刀杆 Threading Holder
KTTXR

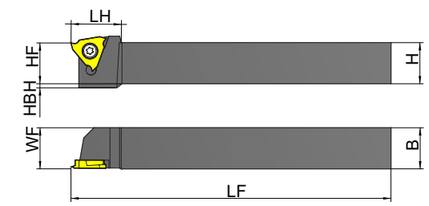

型号 Model		库存 Stock R	L	尺寸（mm） H	HF	HBH	B	LF	LH	WF	螺钉 Screw	扳手 Wrench
KTTXR1010K-16F	KTTXL1010K-16F	●	●	10	10	2	10	120	17. 6	10	M4.0X7	T10
KTTXR1212K-16F	KTTXL1212K-16F	●	●	12	12	–	12	120	17. 6	12		
KTTXR1616K-16F	KTTXL1616K-16F	●	●	16	16	–	16	120	17. 6	16		
KTTXR2020K-16F	KTTXL2020K-16F	●	●	20	20	–	20	125	17. 6	20		

* 刀片需单独订购。Blades to be ordered separately.

●标准库存Standard inventory ○订单生产The order production

直立式螺纹刀杆 Threading Holder
S-KTTX圆柄

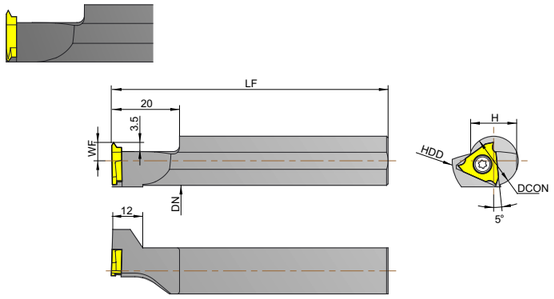

型号 Model	库存 Stock	尺寸（mm） DCON	LF	WF	DN	HDD	H	螺钉 Screw	扳手 Wrench
S12F-KTTXL16	○	12	80		11. 0		11		
S14H-KTTXL16	○	14	100		13. 0		13		
S15F-KTTXL16	○	15. 857	85		14. 6		15		
S16F-KTTXL16	○	16	85	6. 0	14. 6	27	15		
S19G-KTTXL16	○	19. 05	90		17. 6		17	M4.0X7	T10
S19.05K-KTTXL16	○	19. 05	125		17. 6		17		
S20K-KTTXL16	○	20	125		18. 6		18		
S22K-KTTXL16	○	22	125		18. 6		18		
S25.0K-KTTXL16	○	25	125	10. 0	23. 6	32	23		
S25.4-KTTXL16	○	25. 4	125	10. 0	23. 6	32	23		

* 刀片需单独订购。Blades to be ordered separately.

●标准库存Standard inventory ○订单生产The order production

螺纹刀片
Threading inserts
TTX32..

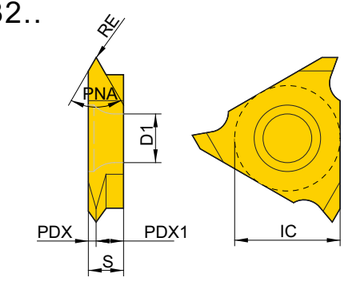

型号 Model	尺寸 Size (mm) LC	S	D1
TTX32R..	9.525	3.18	4.4

刀片外形 Insert shape	型号 Model	尺寸与材质 Size and Grades mm	牙/英寸	RE	PDX	PDX1	PNA	KTX	KKX	KVX	KW20
	TTX32R6000	0.5~1.0	56~32	0. 00	0. 6	1. 12	60°	●		●	●
	TTX32R60005	0.5~1.0	48~32	0. 05	0. 6	1. 12	60°	●		●	●
	TTX32R6001	1.0~2.0	28~14	0. 10	1. 1	1. 62	60°	●		●	●
	TTX32R6000S	0.5	56~48	0. 00	0. 3	1. 12	60°	●		●	●
	TTX32R60005S	0.5	48	0. 05	0. 3	1. 12	60°	●		●	●
	TTX32R5501	-	28~19 24~20	0. 10	0. 75	1. 01	55°	●		●	●
	TTX32R55015	-	19~11 20~11	0. 15	1. 20	1. 46	55°	●		●	●
钢 Steel								★		★	
不锈钢 Stainless Steel										★	
铸铁 Cast Iron								☆		☆	
有色金属 Nonferrous Metal											★
耐热合金 Heat Resistant Alloy										☆	
淬硬钢 Hardened Steel											

★ 首选Preferred ☆ 可选optional ●标准库存standard stock ○订单生产order production

CVD涂层刀片厂家牌号对照表

Grade table of CVD coating

加工类别 Machining Type	工件材料 Workpiece Material	分类代号 Code	各厂家牌号对照列表 Grade table of competitors and KOVES														
			科维丝 KOVES	山特维克 SANDVIK	伊斯卡 ISACR	肯纳金属 KENNAMETAL	特固克 TAEGUTEC	瓦尔特 WALTER	三菱 MITSUBISHI	住友 SUMITOMO	泰珂洛 TUNGALOY	京瓷 KYOCERA	黛杰 DIJET	日立 HITACHI	科罗伊 KORLOY	山高 SECO	株洲钻石 ZCC.CT
车削 Turning	P	P01		GC4005	IC9150	KC9105		WAP01	UE6050	AC700G	T9005	CA5505	JC110V	HC5000		TP1000 TK1000	
		P10	KC1115	GC4015	IC9150 IC9015	KC9110 TN7005 TN7010	TT1300	WAP10	UE6050 UE6110 UE6010 UC6020 UC6010	AC700G AC2000	T9005 T9015	CA5505 CA5515	JC110V JC215V	HG8010 GM8015 GM10	NC310 NC3015	TP1000 TK1000 TP2000 TK2000	YBC152 YBC151
		P20	KC1115 KC1125	GC4015 GC4225 GC4025 GC2015	IC9250 IC9025 IC9054	KC9125 KC9225 TN7015	TT1500	WAP20	UE6110 UE6010 UE6020 UC6010	AC2000 AC3000	T9015 T9025	CA5515 CA5525 CA5025 CR9025	JC110V JC215V	HG8025 GM8020	NC3020	TP2000 TK2000 TP200	YBC251 YBC252
		P30	KC1125 KC1135	GC4225 GC4025 GC4035 GC2025 GC2135	IC9350 IC656	KC8050 TN7025	TT3500 TT5100	WAP30	UE6035 UH6400 US735	AC3000 AC630M	T9025 T9035	CA5535	JC215V JC325	GM25	NC330	TP3000 TP300	YBC252 YBC351
		P40		GC4035 GC235	IC635	KC9140 KC9040 KC9240 KX9245 TN7035 TPC35	TT450		UE6035 UH6400 US735	AC630M	T9035	CA5535	JC325V JC450V	GM8035 GX30		TP3000 TP400	YBC351
	M	M10		GC2015	IC9250	TN7010		WAM10	US7020	AC610M	T9015	CA6515 CA6015	JC110V	GM10		TP200	
		M20		GC2025	IC9250 IC9025 IC9054	KC9225 TN7015	TT2500	WAM20	US7020	AC610M AC630M	T6020 T9025	CA6525 CA6015	JC110V JC215V	GM8020	NC9020	TP200	YBM151
		M30		GC2135 GC235	IC9350 IC9025	KC8050 TN8025	TT3500	WAM30	US735	AC630M	T6030		JC215V JC325V	HG8025 GM25	NC330	TP300 TP400 TP40	YBM151 YBC251
		M40			IC656 IC635	KC9240 KC9245 TPC35	TT5100		US735				JC325V JC450V	GX30		TP400 TP40	
	K	K01		GC3205 GC3210	IC9150				UC5015	AC300G	T5010	CA4010	JC105V	GM3005		TK1000	YBD052
		K10	KC3110	GC3205 GC3210 GC3015	IC9150 IC9015 IC4010 IC418 IC428	KC9315 KC9110 TN5015	TT1300	WAK10	UC5115	AC700G	T5010	CA4010 AC4115	JC110V	HG8010 GM8015	N305K	TK1000 TK2000	YBD102 YBD151
		K20	KC3125	GC3215	IC9015	KC9320 TN5020	TT1500	WAK20	UC5115	AC700G	T5020	CA4120	JC110V JC215V	HG8025 GM8020	N315K	TK2000 TP200	YBD152 YBD252
铣削 Milling	P	P01															
		P10			IC9080 IC4100	TN2510 TN25M				ACP100			JC730U				
		P20		GC4020	IC520M	TN7525		WAP25	FH7020 F7030	ACP100			JC730U			T200M T250M	YBM251
		P30		GC4030	IC4050	KC930M	TT7300	WAP35	F7030	AC230	T3030				NCM335	T250M T350M T25M	YBM351
		P40		GC4240 GC4040		KC935M TN7535				AC230				GF30 GX2030 GX30		T350M	
	M	M01															
		M10				TN25M											
		M20			IC520M	TN7525			F7030				JC730U			T350M T25M	YBM251
		M30		GC2040	IC4050	KC930M TN7535		WTP35	F7030		T3030				NCM335	T250M T25M	YBM351
		M40												GF30 GX30			
	K	K01			IC9080								JC600				
		K10			IC4100	TN5505 TN5515		WAK15	F5010	ACK200 AC211	T1015		JC600		NCM310		YBD152
		K20		GC3220 GC3020 K20D K21W	C520M DT7150	KC915M TN5520		WAK25	F5020	ACK200	T1015		JC610		NCM320	T150M T200M	YBD252
		K30		GC3040	IC4050	KC930M KC935M							JC610			T200M	

PVD涂层刀片厂家牌号对照表

Grade table of PVD coating

加工类别 Machining Type	工件材料 Workpiece Material	分类代号 Code	各厂家牌号对照列表 Grade table of competitors and KOVES														
			科维丝 KOVES	山特维克 SANDVIK	伊斯卡 ISACR	肯纳金属 KENNAMETAL	特固克 TAEGUTEC	瓦尔特 WALTER	三菱 MITSUBISHI	住友 SUMITOMO	泰珂洛 TUNGALOY	京瓷 KYOCERA	黛杰 DIJET	日立 HITACHI	科罗伊 KORLOY	山高 SECO	株洲钻石 ZCC.CT
车削 Turning	P	P01										PR915	JC5003				
		P10	KP1110		IC507	KC5010 KC5510			VP10MF		AH710	PR915 PR930	JC5003			CP200	YBG102
		P20	KP2120 KTX	GC1020 GC1025	IC908 IC928 IC1008 IC1028	KC5025			VP15TF VP20MF		AH710 AH330	PR630 PR915 PR930 PR660	JC5015		PC230	CP250	YBG202
		P30	KP2130 KVX	GC1025 GC4125	IC928 IC1008 IC1028	K7010 K7020 K7235			VP15TF VP20MF		GH330 GH730 AH120 AH330 AH740	PR630 PR660	JC5015			CP500	YBG202
		P40		GC1020 GC2145	IC928 IC1008 IC1028	K7030			VP15TF VP20MF		AH120	PR660			PC240	CP500	YBG302
	M	M01								EH510Z EH10Z		PR915					
		M10		GC1005 GC1025	IC507 IC907	KC5010 KC5510			VP10MF	EH510Z EH10Z		PR915 PR930	JC5003			CP200	YBG102
		M20	KP2120 KKX	GC1020 GC1025 GC4125	IC354 IC3028	KC5025 KC730 KC5525			VP15TF VP20MF	EH520Z EH20Z	GH330 GH730	PR630 PR915 PR930	JC5015		PC9030	CP200 CP500	YBG202
		M30	KP2130 KVX	GC1020 GC2035	IC908 IC928 IC1008 IC1028	KC5025 KC5525			VP15TF VP20MF		AH120	PR630 PR660	JC5015		PC9030	CP500	YBG302
		M40		GC2145	IC228 IC328							PR660					
	K	K01								EA10Z	AH110		JC5003				
		K10				KC5010 KC5510				EA10Z	GH110 AH110		JC5003 JC5015		PC205K	CP200	YBG102
		K20		GC1020	IC928 IC1008 IC908 IC22	KC7015			VP15TF	EH20Z	AH120		JC5015		PC205K	CP200 CP250	YBG202
		K30		GC4125	IC928 IC1008 IC908 IC22	KC7225			VP15TF							CP500	
	S	S01	KP6105	GC1005					VP05RT		AH110	PR915	JC5003				
		S10	KP6105 KP6110	GC1005 GC1025		KC5410 KC5010			VP05RT VP10RT	EH510Z EH10Z	AH120	PR915	JC5015			CP200 CP250	YBG102
		S20		GC4125		KC5025 KC5525			VP10RT VP15TF	EH20Z EH520Z		PR915				CP250 CP500	
		S30		GC2145					VP15TF								
铣削 Milling	P	P01								APC100			JC5003	PTH08M PAC08M TB6005 JX1005			
		P10	KP1210		IC903 IC950	KC715M		WXH15 WXM15		ACZ310 ACP100		PR730 PR830	JC5003 JC5030	CY9020 PCA12M TB6005 JX1020 PC20M			
		P20	KP1220	GC1025	IC950 IC900 IC908 IC910	KC522M KC525M			VP15TF	ACZ310 ACZ330 ACZ200		PR630 PR730 PR830 PR660	JC5015 JC5030 JC5040	TB6020 CY150 JX1015	PC230	F25M	YBG202
		P30	KP1230	GC1030	IC900 IC928 IC300 IC328	KC725M	TT7030 TT7070 TT9030	WXM35	VP15TF VP30RT	ACZ300 ACZ350 ACZ200	GH330 AH330 AH120 AH740	PR630 PR660 PR730 PR830	JC5015 JC5040	TB6020 CY250 CY25 HC844 JX1045 PTH30E	PC3530 PC130	F25M F30M	YBG302
		P40			IC900 IC928 IC300 IC328	KC735M	TT8020 TT8030	WXP45	VP30RT	ACZ350 ACP300	AH120	PA660	JC5040	PTH30E TB6060 PTH40H		F40M T60M	
	M	M01												PCS08M			
		M10		GC1025		KC715M		WXM15				PR630 PR730 PR830	JC5003	CY9020 JX1020			
		M20	KP2220	GC2030	IC900 IC903 IC908 IC928	KC522M KC525M	TT8020 TT9030		VP15TF VP20RT	ACZ310 EH20Z	GH330	PR630 PR730 PR830 PR660	JC5015 JC5030 JC5040	TB6020 CY150 JX1015		F25M	YBG202
		M30		GC2030	IC928 IC328	KC725M KC735M	TT8030	WXM35	VP15TF VP20RT VP30RT	ACZ330 EH20Z ACZ350	AH120	PR630 PR660 PR730 PR830	JC5015 JC5030 JC5040	TB6045 CY250 HC844	PC9530	F30M F40M	YBG302
		M40			IC928 IC328				VP30RT	ACZ350 ACP300	AH140	PR660	JC5015	TB6060 PTH40H JX1060			

A型齿整体硬质合金锯铣刀
A-Tooth Type Tungsten Carbide Circular Saw blade Milling cutter



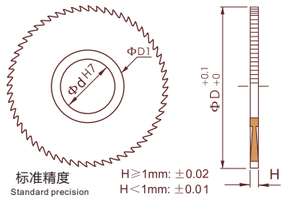

产品规格 | SPECIFICA TIOS

unit:mm

代码 code	D 外径 Outer diameter mm	H 厚度 Thickness mm	T 常用齿数 Commonly used teeth	齿形 Teeth Type	d 内孔 Inner hole mm
	12	0.15-3.0	32,24,20,16		4
	16	0.15-3.0	40,32,24,20		5
	20	0.15-3.0	48,40,32,24		6
	25	0.20-3.0	64,48,40,32		8
	32	0.20-4.0	80,64,48,40,32		8
	40	0.20-6.0	100,80,64,48,40		10
	45	0.20-6.0	100,80,64,48,40		12.7.13
	50	0.20-6.0	100,80,64,48,40		13
KAA	63	0.20-6.0	120,100,80,64,48	A-type	16
	70	0.20-6.0	120,100,80,64,48		12.7
	75	0.30-8.0	120,100,80,64,48		22.25.4
	80	0.50-8.0	120,100,80,64,48		22.25.4
	100	0.60-8.0	120,100,80,64		22.25.4
	125	1.00-8.0	160,120,100,80		22.25.4
	160	1.50-8.0	160,120,100,80		17.25.4
	200	2.00-8.0	200,160,120,100		32.31.75

加工材料 Work Material

碳素钢 S45C S55C Carbon Steel	合金钢 SK·SCM SUS Alloy Steel	不锈钢 S304L 316L Stainless Steel	预热钢 NAK/HPM Pre Hardened Steel			淬火钢 Hardess steel			铸铁 Cast iron	钛合金 Titanium Alloy	高温合金 Heat Resistant Alloy	铜合金 Copper Alloy	铝合金 Aluminum Alloy	树脂 Resin	工程塑料 Plastics	玻璃纤维 Glass Fiber	电木 Bakelite	石墨 Graphite	氧化锆 Zirconium oxide	单晶硅 Silicon	陶瓷 Ceramic	碳纤维 Carbon Fiber
			~50 HRC	~55 HRC	~60 HRC	~62 HRC	~65 HRC															
◎	◎	◎	◎	◎	◎				◎			◎	◎		◎							

◎最适合Fit best ○适合Fit

锯片刀杆
Saw blade arbor

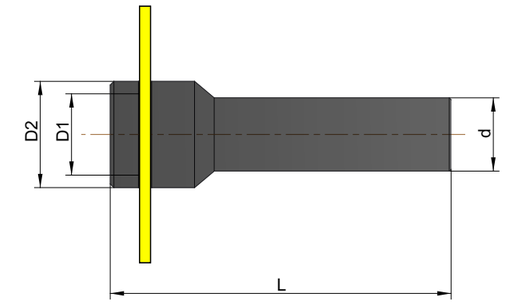

产品规格 | SPECIFICA TIOS

unit:mm

型号 model	D1 锯片内径 Saw blade Inner dia.	D2 刀头直径 Holder Head Diameter	d 刀柄直径 Shank Diameter	L 刀杆总长 Overal length	库存 STOCK
D3-D6-D6-L50	3	6	6	50	●
D4-D8-D8-L55	4	8	8	55	●
D5-D8-D8-L50	5	8	8	50	●
D5-D10-D10-L70	5	10	10	70	●
D6-D10-D10-L70	6	10	10	70	●
D8-D12-D12-L70	8	12	12	70	●
D8-D12-D8-45-L70	8	12	8	70	●
D8-D12-D12-L100	8	15	12	100	●
D10-D15-D10-L70	10	15	10	70	●
D10-D15-D8-L70	10	18	8	70	●
D13-D18-D12-L70	13	22	12	70	●
D16-D22-D16-L80	16	22	16	80	●
D16-D22-D12-L80	16	22	12	80	●
D16-D22-D16-L130	16	22	16	130	●
D16-D22-D20-L150	16	22	20	150	●
D16-D22-D20-L200	16	22	20	200	●
D22-D28-D20-L90	22	28	20	90	●
D22-D28-D16-L90	22	28	16	90	●
D25.4-D32-D20-L60	25.4	32	20	60	●
D27-D32-D20-L90	27	32	20	90	●
D27-D32-D20-L160	27	32	20	160	●

●标准库存Standard inventory ○订单生产The order production

硬质合金刀片厂家牌号对照表
Grade table of un coated carbide

加工类型 Machining Type	工件材料 Workpiece Material	分类代号 Code	各厂家牌号对照列表 Grade table of competitors and KOVES														
			科维丝 KOVES	山特维克 SANDVIK	伊斯卡 ISACR	肯纳金属 KENNAMETAL	特固克 TAEGUTEC	瓦尔特 WALTER	三菱 MITSUBISHI	住友 SUMITOMO	泰珂洛 TUNGALOY	京瓷 KYOCERA	黛杰 DIJET	日立 HITACHI	科罗伊 KORLOY	山高 SECO	株洲钻石 ZCC.CT
车削 Turning	P	P01													ST05		
		P10		SIP	IC70	P10	P10			ST10P	TX10S		SRT	WS10	ST10		YC10
		P20		SMA	IC70 IC50M	K125M TTM	P20		UTi20t	ST20E	TX20 TX25		SRT DX30	EX35	ST20		
		P30		SM30	IC50M IC54	GK K600 TTR	P30		UTi20t	A30 A30N	TX30 UX30	PW30	SR30 DX30	EX35 EX40	ST30A		
		P40		S6	IC54	G13				ST40E	TX40		SR30 DX35	EX45			YC40
	M	M10		H10A		K313	M10			EH510 U10E	TU10		UMN	WA10B	U10	890	YC10
		M20		H13A	IC08	K68 KMF K125M TTM	M20		UTi20t	EH520 U2	TU20 UX30		DX25 UMS	EX35	U20	HX 883	
		M30		H19F SM30	IC08 IC28	K600 TTR			UTi20t	A30 A30N	UX30		DX25 UMS	EX40 EX45	ST30A		YC40
		M40		S6	IC128	G13	M40				TU40		UM40	EX45	U40		
	K	K01		H1P		K605			UTi05t	H1 H2	TH03 KS05F		KG03	WH05	H02		YD051
		K10		H1P H10 HM	IC20	K313 K110M THM THM-U	K10		HTi10	EH10 EH510	G1F TH10	KW10	KG10 KT9	WH10	H01	890	YD101
		K20		H13A	IC20 IC10	K715 KMF K600	K20		UTi20t	G10E EH20 EH520	G2F KS15F G2 KS20	GW10	CR1 KG20	WH20	G10	890 HX 883	YD201
		K30			IC10 IC28	THR			UTi20t	G10E	G3		KG30		G3	883	
	N	N01		H10 H13A		K605				H1 H2	KS05F		KG03				
		N10				K313 K110M THM THM-U	K10		HTi10	EH10 EH510	TH10 H10T		KG10 KT9		H01	890 H15	YD101
		N20	KW20			K715 KMF K600	K20			G10E EH20 EH520	KS15F		CR1 KG20			HX KX 883 H15 H25	YD201
		N30				G13 THR							KG30			H25	
	S	S01							RT9005				KG03				
		S10		H10 H10A H10F H13A		K10 K313 THM	K10		RT9005 RT9010	EH10 EH510	KS05F TH10		FZ05 KG10		H01	890	YD101
		S20				K715 KMF			RT9010 TF15	EH20 EH520	KS15F KS20		FZ15 KG20			890 883 HX H25	
		S30				G13 K600 THR			TF15				KG30				
铣削 Milling	P	P10		S1P									SRT				YC10
		P20			IC50M IC28	K125	P10		UTi20t	A30N	TX25		SRT DX30	EX35	ST20		
		P30			IC50M IC28	GX K600	P20		UTi20t	A30N	UX30	PW30	SR30 DX30	EX35 EX40	ST30A		
		P40			IC28		P30					PW30	SR30	EX45	ST40		YC40
	M	M10				K110M	M10						UMN		U10		YC10
		M20				K313	M20		UTi20t	A30N			DX25 UMS	EX35	U20		
		M30			IC28	KFM K600			UTi20t	A30N	UX30		DX25 UMS	EX40 EX45			YC40
		M40			IC28		M40				TU40			EX45	U40		
	K	K01							UTi05t				KG03		H01		YD051
		K10		H1P	IC20	K110M K313	K10	WK10	HTi10	G10E	TH10	KW10	KG10	WH10	H05 H10		YD101
		K20			IC20 IC10	KFM	K20		UTi20t	G10E			KT9 CR1 KG20	WH20	G10	HX	YD201
		K30			IC20 IC28				UTi20t				KG30				

PCBN刀片厂家牌号对照表
Grade table of PCBN

工件材料 Workpiece Material	分类代号 Code	各厂家牌号对照列表 Grade table of competitors and KOVES									
		科维丝 KOVES	住友 SUMITOMO	三菱 MITSUBISHI	泰珂洛 TUNGALOY	京瓷 KYOCERA	日本特殊陶业 NTK	山特维克 SANDVIK	肯纳金属 KENNA METAL	伊斯卡 ISCAR	山高 SECO
K	K01	KBN980	NCB100 BNC500 BN7000 BN500	MB710 MB5015	BX910 BX930 BX870	KBN475 KBN60M	B30 B16	CB50 CB7525	KB1340	IB50 IB85	
	K10	KBN910 KBN900 KBN95N	BN7000 BN500	MB710. MB730 MB5015. MB4020	BX470. BX480. BX950	KBN60M KBN900	B23 B16	CB7925		IB55 IB90	CBN200. CBN300 CBN300P. CBN400C
	K20	KBN910 KBN900 KBN95N KBN800	BN7000 BNS800	MB730. MB4020 MB4120. MBS140	BX470. BX480 BXC90. BX90S	KBN900					
	K30	KBN800	BNS800	MB4120. MBS140 BC5030	BXC90 BX90S				KB5630		CBN500
S	S01	KBN980	NCB100 BN7000	MB730 MB4020 MB4120	BX904. BX950 BX470. BX480 M714B				KB5630 KB1340	IB85 IB05S IB10S	
H	H01	KBN10N	BNC2010 BNC100 BN1000 BN2000 BNX10	BC8105 BC8110 MBC010 MB810 MB8110	BXM10 BX310	KBN05M KBN10M KBN510	B5K B52	CB7105	KB5610	IB05H IB50 IB10HC	CH0550 CBN10 CBN100 CBN060K
	H10	KBN10N KBN20N KBN25N KBN5010	BNC2010 BNC2020 BNC160 BNC200 BN2000	BC8110 BC8120 MBC020 MB8025 MB8110 MB825	BXM10 BX330 BX530	KBN05M KBN25M KBN525	B5K B6K B52 B36	CB7015 CB7115 CB20	KBH20 KB5610 KB5625	IB10H IB55 IB25HA	CBN10 CBN100 CBN150 CBN060K CBN160C
	H20	KBN20N KBN25N KBN700 KBN610 KBN6020	BNC2020 BNC200 BNX20	BC8120. BC8020 MBC020 MB8025. MB8120	BXA20 BXM20 BX360	KBN30M KBN35M KBN900	B36 B40 B6K	CB7025 CB7125 CB50	KBH20 KB5625 KB5630	IB20H. IB20HC IB25H. IB25HC	CH2540 CBN150 CBN160C
	H30	KBN35N KBN610 KBN700 KBN710 KBN750 KBN7030	BNC300 BN350 BNX25	BC8130 MB8130 MB835	BXM20 BXA20 BXC50 BX380	KBN30M KBN35M KBN900	B40	CB7135 CB7525	KB5630	IB90	CH3515

PCD刀片厂家牌号对照表
Grade table of PCD

工件材料 Workpiece Material	分类代号 Code	各厂家牌号对照列表 Grade table of competitors and KOVES									
		科维丝 KOVES	住友 SUMITOMO	三菱 MITSUBISHI	泰珂洛 TUNGALOY	京瓷 KYOCERA	日本特殊陶业 NTK	山特维克 SANDVIK	肯纳金属 KENNA METAL	伊斯卡 ISCAR	山高 SECO
N	N01	KPD01	DA1000 DA90	MD205	DX180 DX160	KPD001	PD1	CD05 CD01	KD1400	ID5	
	N10	KPD05 KCD05	DA1000 DA150	MD205 MD220	DX140	KPD001 KPD010 KPD230	PD2	CD1810	KD1400 KD1425	ID5	PCD05 PCD10
	N20	KPD10 KCD10	DA1000 DA2200	MD230 MD220	DX120 DX110	KPD230 KPD250	PD2		KD1400 KD1425		PCD05 PCD20
	N30	KPD25 KCD35	DA1000 DA2220	MD230 MD2030	DX110				KD1400		PCD05 PCD30 PCD30N

表面粗糙度
Surface Roughness

理论（几何）表面粗糙度
Theoretical(Geometrical) surface Roughness

$$-R_z[h]=\frac{f^2}{8XR[r\varepsilon]}\times 1{,}000$$

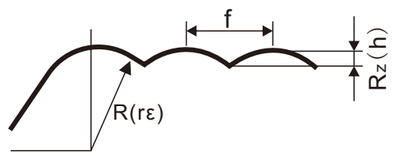

- R_z(h):理论表面粗糙度 Theoretical Surface Roughness(um)
- f:每旋转一周的进给量Feed Rare(mm/rev)
- R(rε):刀尖圆弧半径Corner Radius of Insert (mm)

表面粗糙度的计算方法
How to Obtain Surface Roughness Values

种类 Type	记号 Symbol	计算方法 How to obtain	说明图 Explanation
最大粗糙度 Max.Height Roughness	R_z	从粗曲线上沿平均线方向选取基准长度（l）， 在这部分中的最高峰高度与最低谷深度的和以微米表示的值， 这个就是RY值。 $R_z=R_p+R_v$ Ry is a mean value in micron meter obtained from the distance of the highest peaks and the lowest valleys within the range of sampled reference lengths(l) in the direction of the center line of the roughness curve. $R_z=R_p+R_v$	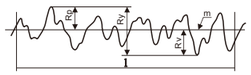
十点平均粗糙度 Ten Points Mean Roughness	R_{ZJIS}	从粗曲线上沿平均线方向选取基准长度（l），在此长度中， 分别计算5个最高峰的平均值（YP） 和5个最低谷的平均值（YV）。然后相加，以微米表示， 就得到RZ值。 $RZJIS=\frac{(YP1+YP2+YP3+YP4+YP5)+(YV1+YV2+YV3+YV4+YV5)}{5}$ Rz is a mean value in micron meter obtained from the distance of 5 highest peaks (YP) and the 5 lowest valleys (YV) measured from the center line of the roughness curve within the range of sampled reference length(l) $RZJIS=\frac{(YP1+YP2+YP3+YP4+YP5)+(YV1+YV2+YV3+YV4+YV5)}{5}$	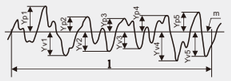 Yp1,Yp2,Yp3,Yp4,Yp5: 基准长度（l）内的5个最高峰到中心线距离的和 Distance from the mean line to highest 5 peaks in the range of sampled reference length(l) Yv1,Yv2,Yv3,Yv4,Yv5: 在基准长度（l）内的5个最低谷到中心线距离的和 Distance from the mean line to the lowest 5 valleys in the range of sampled reference length(l)
算术平均粗糙度 Arithmetical Mean Roughness	R_a	从粗曲线上沿平均线方向选取基准长度（l）， 把中心线方向看出X轴方向，与其垂直的为Y轴方向。 若粗曲线可以有方程y=f(x)表示， 则以微米表示RA值可以由以下 方程式求出。 $Ra=\frac{1}{l}\int_0^l\{f(x)]dx$ Ra is obtained from the following formula inmicron meter, the roughness curve is expressed by y=f(x),the X-axis is in the direction of the center line and the Y-axis is the vertical magnification of the roughness curve in the range of sampled reference lengths(l). $Ra=\frac{1}{l}\int_0^l\{f(x)]dx$	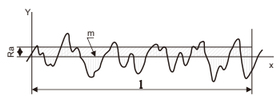

与三角记号的关系
Relationship with Triangle Symbol

算术平均粗糙度 Arithmetical Mean Roughness R_a(um)	最大粗糙度 Max.Height Roughness R_z(um)	十点平均粗糙度 Ten Points Mean Roughness R_zJIS(um)	三角记号 Triangle Note
0.025 0.05 0.1 0.2	0.1 0.2 0.3 0.4 0.8	0.1 0.2 0.4 0.8	▽▽▽▽
0.4 0.8 1.6	1.6 3.2 6.3	1.6 3.2 6.3	▽▽▽
3.2 6.3	12.5 25	12.5 25	▽▽
12.5 25	50 100	50 100	▽

JIS标准记号的表示例
Indication in JIS Standard

Ra的记号表示例 Example of Ra Indication	Rz的记号表示例 Example of Rz Indication
①仅表示上限的场合 （上限为6.3umRa时） When indication the upper limit only (when upper limit is 6.3umRa) 6.3 ②表示上限和下限的场合 （上限为6.3umRa、下限为1.6umRa时） When indication both lower and upper limit (when upper limit is 6.3umRa,lower limit is 1.6umRa) 6.3 1.6	①仅表示上限的场合，在参数记号后面列出表面粗糙度 When indication upper limit only indicate suface roughness following the parameter symbol. 6.3 Rz6.3 ②表示上限和下限的场合，在参数记号后面，按照"上限~下限"的形式表示表面粗糙度。 When indication both lower and upper limit indication surface roughness as (upper limit ~lower limit) following the paramenter symbol. Rz6.3~1.6

请注意R_a和R_z的表示方式各不相相同
Note:The indications of R_a and R_z are different.

使用表面粗糙度标记的注意事项
Surface Roughness Symbol Caution

以上资料是根据 JIS B 0601-2001编制的。
为了与ISO标准一致，从JIS B 0601-2001版开始，变更为右表的记号。
The above information is based on JIS B 0601-2001.
However,some symbols were revised as shown in the right table in accordance with ISO standard from JIS B 0601-2001 version.

种类 Type	Symbol (JIS B 0601-1994)	Symbol (JIS B 0601-2001)
最大粗糙度 Max.Height Roughness	R_y →	R_z
十点平均粗糙度 Ten Points Mean Roughness	R_z →	($R_z$jis)
算术平均粗糙度 Arithmetical Mean Roughness	R_a →	R_a

车削加工的计算公式
Basic Formylas of Turning

所需功率
Power Requirement

$$P_C = \frac{K_s X V_c X a_p X f}{6120 X \eta}$$

$$P_{HP} = \frac{K_s X V_c X a_p X f}{4500 X \eta}$$

- P_C: 所需功率 Power Requirement(KW)
- P_{HP}: 所需功率 Power Requirement(Horse Power)(HP)
- V_C: 切削速度 Cutting Speed(m/min)
- f: 每转进给量 Feed Rate(mm/rev)
- a_p: 切深 Depth pf Cut(mm)
- K_s: 比切削阻力 Specific Cutting Resistance(kgf/mm^2)
- η: 机械效率 Mechanical Efficiency(0.7~0.8)

$f = \frac{l}{n}$	l (mm/min):每分钟切削长度 Length of cut per minute

K_s的概略值 approximate value of K_s

铝 Aluminum: 800MPa
普通钢 General Steel:2,500~3,000MPa

软钢（低碳钢）Low Carbon Steel	190	高碳合金钢 High Alloy Steel	245
中碳钢 Medium Carbon Steel	210	铸铁 Cast Iron	93
高碳钢 High Carbon Steel	240	可锻铸铁 Malleable Cast Iron	120
低碳合金钢 Low Alloy Steel	190	青铜/黄铜	70

切削速度
Cutting Speed

$$V_c = \frac{\pi X D_m X n}{1000}$$

- V_C: 切削速度 Cutting Speed(m/min)
- n: 转速 Spindle Revolution(min-^{1})
- D_m: 工件外径 Workpiece Diameter(mm)

表面粗糙度
Surface Roughness

$$R_z = h = \frac{f^2}{8 X R(\gamma\varepsilon)} X 1000$$

- R_z=h:理论表面粗糙度 Theoretical Surface Roughness(um)
- f:每转进给量 Feed Rate(mm/rev)
- R(γε):刀尖半径 Corner Radius of Insert(mm)

实际表面粗糙度 Actual Surface Roughness	钢的场合：理论粗糙度（Rz）X1.5~3 steel:Theoretical Surface Roughness(Rz)X1.5~3 铸铁的场合：理论粗糙度（Rz）X3~5 Cast Iron:Theoretical Surface Roughness(Rz)X3~5

车削加工问题及对策
Trouble Shooting (Turning)

故障内容 Trouble		主要原因 Trouble Item	刀具材质 Insert Grade: 硬度更高的材质 change to harder grade	韧性更大的材质 change to tougher grade	耐冲击性更好的材质 More thermal shock resistant grade	耐粘结性更好的材质 Change to more welding resistant grade	切削条件 Cutting Conditions: 切削速度 Vc Cutting speed	进给量 fz Feed rate	切深 ap Depth of cut	改变走刀路线 Tool path review	切削液 Coolant: 喷雾式 Usage of mist	干式 Dry	刀具几何形状 Tool Geometry: 校正刀片断屑槽槽形 Chipbreaker review	前角 Rake angle	刀尖圆弧半径 Corner-R	余偏角 Approach angle	切削刀强度/钝化 Edge strength-honing	提高刀片精度等级 Change to higher tolerance	提高刀杆刚性 Tool hoder rigidity	机床装夹 Setting/Machine: 工件/刀具的安装 Workpiece/tool installation	刀柄悬伸长度 Over hang length	动力、机械松动情况 Power,rigidity
								提高/增加 Higher(Larger) ↑ / 降低/减少 Lower(Smaller) ↓						增大 Increase ↑ / 减少 Decrease ↓								
尺寸的不稳定 Unstable dimension	工件尺寸不稳定 Unstable workpiece dimension	刀片精度不适当 Unsuitable insert tolerance																●				
		刀具或工件的逃隙 Tool or workpiece evacuation											●	●↑	●↓	●↓			●	●	●	●
	切削中频繁偏心 Frequent offset during cutting	后刀面磨损增大 Flank wear increase	●												●↑							
		切削条件不适当 Unsuitable cutting conditions					●↓	●↑														
		刃口切削瘤 Built-up edge				●	●↑															
表面粗糙度 Surface roughness	表面粗糙度差 Poor surface roughness	刀具磨损使切削性能不佳 Poor cutting by tool wear	●			●	●↓			●			●	●↑	●↑		●↓	●				
		崩损 Chipping		●				●↓	●↓				●		●↑		●↑			●	●	●
		粘刀，刃口积屑瘤 Welding , built-up edge				●	●↑			●			●	●↑			●↓	●				
		切削条件不适当 Unsuitable cutting conditions					●↑	●↓	●↓	●												
		刀具材质/几何形状不适当 Unsuitable tool geometry/geometry											●		●↑		●↓	●				
		振动，振刀 Vibration,chattering		●			●↓	●↓f1	●↓				●	●↑	●↓	●↓	●↓			●	●	●
发热 Heat	切削发热使加工精度恶化或刀具寿命降低 Deterioration of accuracy or tool life by cutting heat	切削条件不适当 Unsuitable cutting conditions					●↓	●↓	●↓	●												
		刀具材质/几何形状不适当 Unsuitable tool geometry/geometry	●										●	●↑			●↓					
毛刺、欠损、毛边 Burr, Chipping , Scuffing	钢，铝—毛刺 Steel, Aluminium - Burr	切削条件不适当 Unsuitable cutting conditions					●↓	●↑		●	●											
		刀具材质/几何形状不适当 Unsuitable tool geometry/geometry	●										●	●↑	●↓	●↓	●↓					
	铸铁-欠损 Cast iron workpiece chip off	切削条件不适当 Unsuitable cutting conditions						●↓	●↓	●												
		刀具材质/几何形状不适当 Unsuitable tool geometry/geometry	●										●	●↑	●↑	●↑	●↓		●	●	●	●
	软钢-毛边 Mild steel scuffing	切削条件不适当 Unsuitable cutting conditions					●↑	●↓2		●												
		刀具材质/几何形状不适当 Unsuitable tool geometry/geometry	●			●							●	●↑			●↓					
切刃的损伤 Edge damage	后刀面和前刀面磨损增大 Wear increase at relief face rake face	后刀面的磨损 Flank wear	●				●↓			●			●	●↑	●↑		●↓					
		前刀面的磨损 Rake face wear	●				●↓	●↓	●↓	●			●	●↑		●↑						
	境界磨损 Notching	境界磨损 Notching				●	●↓			●												
	崩损 Chipping	振动，振刀 Vibration ,chattering		●				●↓	●↓				●			●↑	●↑		●	●	●	●
	崩裂 Crack	刀具材质/切削条件不适当 Unsuitable tool grade/cutting conditions		●	●			●↓	●↓				●		●↑	●↑	●↑		●	●	●	●
	热龟裂 Thermal Crack	刀具材质/切削条件不适当 Unsuitable tool grade/cutting conditions			●		●↓	●↓	●↓			●	●	●↑			●↓					
	切刃刀尖角部的变形 Edge nose deformation	继续加工时刀尖部变形 Edge nose deformation during interrupted cutting	●				●↓	●↓	●↓				●	●↓	●↑	●↑	●↑					
	刃口积屑瘤 Built-up edge	刀具材质/切削条件不适当 Unsuitable tool grade/cutting conditions				●	●↑	●↑			●		●	●↑			●↓	●				
切屑处理 Chip control	长切屑缠绕 Long, tangling chips	切削条件不适当 Unsuitable cutting conditions					●↓	●↑	●↑	●		●										
		刀具切刃形状不适当 Unsuitable tool geometry											●		●↓	●↓						
	短切屑四处飞溅 Chips scattering	切削条件不适当 Unsuitable cutting conditions						●↓	●↓			●										
		刀具切刃形状不适当 Unsuitable tool geometry											●		●↑	●↑						

(1)为防止振刀，可采用较大的进给量。To prevent chattering, the higher f may be suitable
(2)为避免毛边，可采用较大的进给量。To prevent scuffing, the higher f may be suitable

车刀各部分的名称角度
Terms and Angles of Turning Toolholder

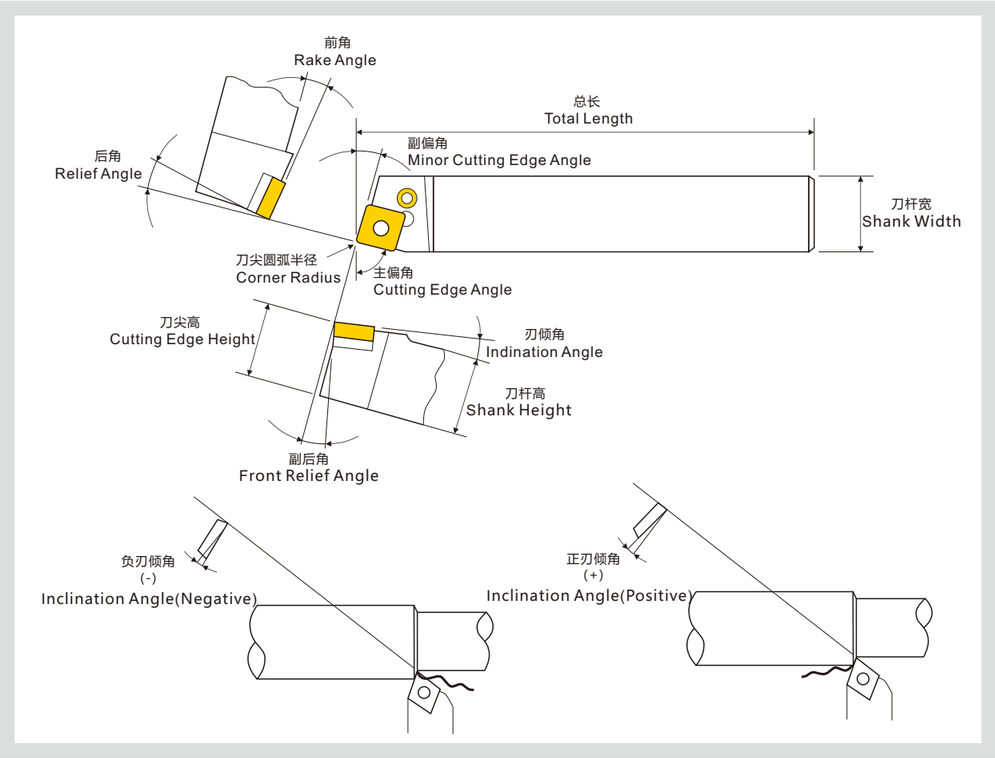

刀尖各角度的功能
Function of Tool Angle

刀尖角度 Tool Angle	作用 Function	效果 Effect
前角 **Rake Angle**	对切削阻力，切削热，切削排出，工具寿命产生影响。 ● Affects cutting force,cutting heat,chip evacuation and tool life.	正角时，可得到更锋利的切削效果，切削阻力减少，但刀尖强度降低。 加工科加工性好或细工件时，推荐使用正角。 若在黑皮或继续加工需要较强的刀尖强度时，推荐使用较小的前角或负角。 ● When it is positive (+) angle,sharper cutting performance is obtained,less cutting resitance but less edge strength. ● Positive(+) angle is recommended for easy to machine workpieces or thin workpieces. ● Smaller rake angle or negative(-) angle is recommended when a stronger edge is required like scale cutting or interrupted cutting.

刀尖角度 Tool Angle	作用 Function	效果 Effect
刃倾度 **Inclination Angle**	重切削时，切削开始点的刀尖上要承受很大的冲击力，为防止刀尖受此力而发生脆性损伤，故需有刃倾角。 ● The corner will bear a strong impact when heavy cutting ● It needs a suitable cutting edge inclination angle to prevent fracture	刃倾角为负时，切屑流向工件，为正时反向排出；刃倾角为正时，切削刃强度增大，但切削背分力也增加，易产生振动。 推荐车削时为3°~5°，铣削时10°~15°。 ● When it is negative---chip flows to the workpiece and vice versa. ● When it is positive---cutting edge strength improves, but the back cutting force also increases and it is inclined to produce vibration. ● Recommended values: Turning 3°~5°,Milling10°~15°.
主后角 **Relief Angle**	避免切刃以外的部分与加工面接触。 ● Prevents the tool's contact to the workpiece surface,except the cutting edge	若后角小，刀尖强度变大，但后刀面磨损在短时间内变大，刀具寿命也会变短。 ● When it is small,the cutting edge strength improves,but the wear at relief face increases,and tool life may decreases.
主偏角 **Cutting Edge Angle**	影响切屑控制能力与切削力方向。 ● Affects chip control and the direction of cutting force	主偏角大时。切屑变厚且切屑控制能力提高 ● When it is large,chip thickness becomes thick and chip control improves.
副偏角 **Minor Cutting Edge Angle**	减少已加工表面与刀具摩擦。 ● Prevents friction between cutting edge and work surface	副偏角小，切削刃强度增加，但刀尖发热；副偏角小，背分力增加，切削时易产生振动；粗加工时副偏角宜小些，而精加工时则宜大些。一般为5°~15°。 ● When it is small,the cutting edge strength will improve,but the tip is heated. ● When it is small,back cutting force increases and it is inclined to produce cutting vibration. ● It should be smaller for routh finishing,while it can be larger for rough finishing. Recommended values:5°~15°.
刀尖圆弧半径 **Corner Radius**	对刀尖的强度及加工表面粗糙度影响很大。 ● Affects tool nose strength and roughness of the finished surface	一般适宜值选进给量的2~3倍。 ● Recommended values:2~3 times of feed rate.

一切断切槽车刀
Parting Grooving Turning Tools



Contents
目录▶

F

车削刀片材质简介
Turning Insert Grades

PVD涂层硬质合金系列
PVD coating carbide inserts

KTX 适用类型：精，半精加工
Cutting Range: Finishing and Semi-finishing

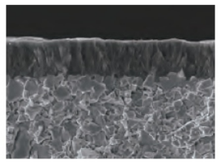

高硬度的硬质合金基体,具有较好的高温红硬性,匹配通用性良好的 TiCN PVD涂层,
推荐用于钢件材质的车削

With highly hard substrate, favorable red hardness and .Use TiCN PVD coating with excellent versatility
Application: Suitable for steel cutting

KVX 适用类型：精，半精加工
Cutting Range: Finishing and Semi-finishing

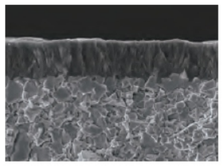

高硬度的硬质合金基体,具有较好的高温红硬性,匹配通用性的PVD复合涂层,
推荐用于不锈钢和钢件材质的车削

With highly hard substrate, favorable red hardness and excellen tversatility
Application: Suitable for stainless steel and steel cutting

刀片材质一览表
Summary of Insert Grades

切断切槽加工
For Grooving, Parting off

材质符号 Workpiece Material	P 钢 Steel					M 不锈钢 Stainless steel					K 铸铁 Cast Iron				N 有色金属 Nonferrous			S 耐热合金 NRSA				H 高硬材料 Hardess		
ISO	P01	P10	P20	P30	P40	M01	M10	M20	M30	M40	K01	K10	K20	K30	N10	N20	N30	S01	S10	S20	S30	H01	H10	H20
PVD 涂层硬质合金 PVD Coated Carbide		KTX										KTX												
			KVX					KVX																
硬质合金 Uncoated Carbide																KW20								

槽刀杆
Grooving holder
KTGFR/L

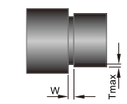

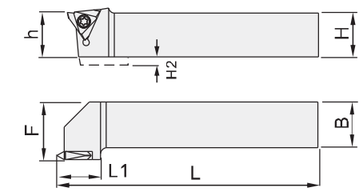

型号 Model 右刀 Right hand	型号 Model 左刀 Left hand	库存 Stock R	库存 Stock L	尺寸 Size (mm) W	H H1	B	L	f	Dmax	刀片 Insert	螺钉 Clamp Screw	扳手 Wrench
KTGFR1010K-16F	KTGFL1010K-16F	O		0.33-2.5	10	10	126	10	5.9	TGF32R/L...	ETNA0408	TW15P
KTGFR1212M-16F	KTGFL1212M-16F	O		0.33-2.5	12	12	150	12	5.9			
KTGFR1616M-16F	KTGFL1616M-16F	O		0.33-2.5	16	16	150	16	5.9			
KTGFR1010F-16	KTGFL1010F-16	O		0.33-2.5	10	10	80	12	5.9			
KTGFR1212H-16	KTGFL1212H-16	O		0.33-2.5	12	12	100	16	5.9			
KTGFR1616H-16	KTGFL1616H-16	O		0.33-2.5	16	16	100	20	5.9			
KTGFR2020K-16	KTGFL2020K-16	O		0.33-2.5	20	20	125	25	5.9			
KTGFR2525M-16	KTGFL2525M-16	O		0.33-2.5	25	25	150	20	5.9			
KTGFR2020K-22	KTGFL2020K-22	O		1.6-4.6	20	20	125	25	8.0	TGF43R/L...	ETNA0511	TW20P
KTGFR2525M-22	KTGFL2525M-22	O		1.6-4.6	25	25	150	32	8.0			
KTGFR3225P-22	KTGFL3225P-22	O		1.6-4.6	32	25	170	32	8.0			

* 刀片需单独订购。Blades to be ordered separately.

●标准库存Standard inventory ○订单生产The order production

槽刀杆
Grooving holder
KTGXFR

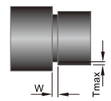

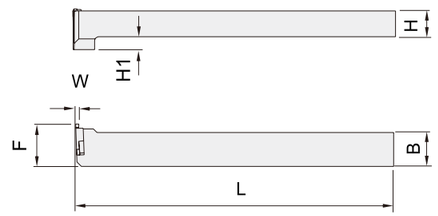

型号 Model	库存 Stock R	库存 Stock L	尺寸 Size (mm) W	H H1	B	L	f	Dmax	刀片 Insert	螺钉 Clamp Screw	扳手 Wrench
KTGXFR1012H-16F	O		0.33-2.5	10	12	100	18	5.9	TGF32R/L...	ETNA0408	TW15P
KTGXFR1212H-16F	O		0.33-2.5	12	12	100	18	5.9			
KTGXFR1616K-16F	O		0.33-2.5	16	10	125	20	5.9			
KTGXFR2020K-16F	O		0.33-2.5	20	20	125	24	5.9			

* 刀片需单独订购。Blades to be ordered separately.

●标准库存Standard inventory ○订单生产The order production

槽刀杆
Grooving holder
KIGFR/L

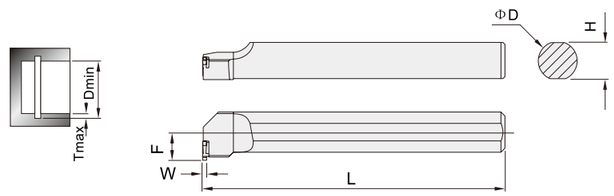

型号 Model 右刀 Right hand	型号 Model 左刀 Left hand	库存 Stock R	库存 Stock L	尺寸 Size (mm) W	D	L	F	H	Tmax	Dmin	刀片 Insert	螺钉 Clamp Screw	扳手 Wrench
KIGFR2016T-11	KIGFL2016T-11	O		0.33-2.0	16	170	12	14	2.0	20	TG22R/L...	ETNA0308	TW08P
KIGFR2520T-11	KIGFL2520T-11	O		0.33-2.0	20	200	14	18	2.0	25			
KIGFR3525T-16	KIGFL3525T-16	O		0.33-2.5	25	220	17.5	23	2.0-3.0	35	TGF32R/L...	ETNA0408	TW15P
KIGFR4532T-22	KIGFL4532T-22	O		1.5-4.6	32	250	22.0	30	3.6-5.0	45	TGF43R/L...	ETNA0511	

* 刀片需单独订购。Blades to be ordered separately.

●标准库存Standard inventory ○订单生产The order production

切槽刀片
Grooving inserts
TGF32..

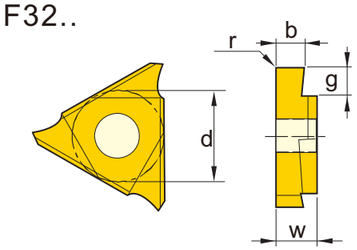

型号 Model	尺寸 Size (mm) d	s	d1
TGF32..	9.525	3.18	4.6

刀片外形 Insert shape	型号 Model	尺寸与材质 Size and Grades W	B	R	KTX	KVX	KW20
	TGF32R033	0.33	0.8	0.05		●	●
	TGF32R050	0.50	1.2	0.05		●	●
	TGF32R075	0.75	2.0	0.1		●	●
	TGF32R095	0.95	2.0	0.1		●	●
	TGF32R100	1.00	2.0	0.1		●	●
	TGF32R120	1.20	2.0	0.1		●	●
	TGF32R125	1.25	2.0	0.1		●	●
	TGF32R150	1.50	2.0	0.1		●	●
	TGF32R175	1.75	2.0	0.1		●	●
	TGF32R200	2.00	2.5	0.1		●	●
	TGF32R250	2.50	2.5	0.1		●	●
	TGF32L033	0.33	0.8	0.05			
	TGF32L050	0.50	1.2	0.05			
	TGF32L075	0.75	2.0	0.1			
	TGF32L095	0.95	2.0	0.1			
	TGF32L100	1.00	2.0	0.1			
	TGF32L120	1.20	2.0	0.1			
	TGF32L125	1.25	2.0	0.1			
	TGF32L150	1.50	2.0	0.1			
	TGF32L175	1.75	2.0	0.1			
	TGF32L200	2.00	2.5	0.1			
	TGF32L250	2.50	2.5	0.1			
钢 Steel					★	★	
不锈钢 Stainless Steel						★	
铸铁 Cast Iron					☆	☆	
有色金属 Nonferrous Metal							★
耐热合金 Heat Resistant Alloy						☆	
淬硬钢 Hardened Steel							

★ 首选Preferred ☆ 可选optional

●标准库存standard stock ○订单生产order production

推荐切削条件表
Recommended Cutting Conditions

工件材料 Workpiece Materials		加工形式	切削速度推荐值Vc(m/min) Recommended Cutting Speed KTX	KVX	KW20	切削速度推荐值f(mm/rev) Recommended Cutting Speed 0.33-0.50 f(mm/rev)	0.75-0.95 f(mm/rev)	1.00-1.45 f(mm/rev)	1.50-2.50 f(mm/rev)		
P	钢 Steel	切槽加工		80-180		0.01-0.05	0.02-0.07	0.03-0.08	0.03-0.08		
		横向加工		80-180				0.03-0.06	0.03-0.06		
M	不锈钢 Stainless Steel	切槽加工		60-130		0.01-0.04	0.2-0.06	0.03-0.07	0.03-0.07		
		横向加工		60-130				0.02-0.05	0.02-0.05		
K	铸铁 Cast iron	切槽加工			60-100	0.01-0.05	0.02-0.07	0.03-0.08	0.03-0.08		
		横向加工			60-100			0.03-0.06	0.03-0.06		
N	有色金属 Nonferrous metal	切槽加工			150-400	0.01-0.04	0.02-0.06	0.03-0.08	0.03-0.08		
		横向加工			150-400			0.03-0.06	0.03-0.06		

槽刀杆
Grooving holder
NSR

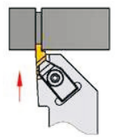

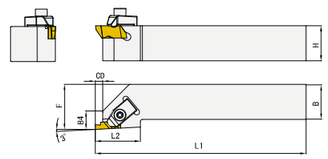

型号 Model	库存 Stock	尺寸 Size (mm) H	B	F	L1	L2	B4	CD	刀片 Insert	夹持 Clamping	夹持螺钉 Clamping Screw	扳手 Wrench
NSR2020K3	●	20.0	20.0	25.0	125	32	13	5.3	NS3..R	CM72L	MS2111	L25
NSR2525M3	●	25.0	25.0	32.0	150	32	13	5.3				
NSR3225P3	○	32.0	32.0	32.0	170	32	13	5.3				
NSR3232P3	●	32.0	32.0	40.0	170	32	13	5.3				

* 刀片需单独订购。Blades to be ordered separately.

●标准库存Standard inventory ○订单生产The order production

槽刀杆
Grooving holder
A-NNT

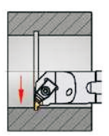

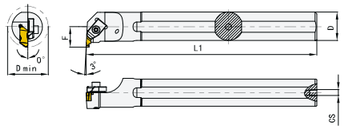

型号 Model	库存 Stock	尺寸 Size (mm) D	Dmin	L1	F	CS	刀片 Insert	夹持 Clamping	夹持螺钉 Clamping Screw	扳手 Wrench
A12MNNTOR2	○	12	18.5	150	11	1/16-27NPT	NS2..L	CM147	MS1200	L25
A16MNNTOR2	●	16	22.0	150	11	1/8-27NPT		CM75		
A20QNNTOR2	●	20	26.0	180	13	1/8-27NPT				
A25RNNTOR2	●	25	34.0	200	17	1/4-18NPT				
A25RNNTOR3	●	25	34.0	200	17	1/4-18NPT	NS3..L	CM73LP	MS2111	
A32SNNTOR3	○	32	44.0	250	22	1/4-18NPT				
A40TNNTOR3	○	40	54.0	300	27	1/4-18NPT				

* 刀片需单独订购。Blades to be ordered separately.

●标准库存Standard inventory ○订单生产The order production

切槽刀片
Grooving inserts
NS..

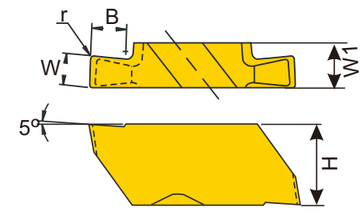

型号 Model	尺寸Size (mm) W1	H
NS3..	4.95	8.74
NS2..	3.81	5.56

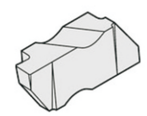

刀片外形 Insert shape	型号 Model	尺寸 Size (mm) W	B	r	KTX	KVX	KW20
	NS3100R	1.0	2.0	0.2	○	●	○
	NS3150R	1.5	3.5	0.2	○	●	○
	NS3200R	2.0	3.5	0.2	○	●	○
	NS3250R	2.5	4.0	0.2	○	●	○
	NS3300R	3.0	4.0	0.2	○	●	○
	NS3500R	3.5	6.0	0.2	○	○	○
	NS3400R	4.0	6.0	0.2	○	●	○
	NS3450R	4.5	8.0	0.2	○	●	○
	NS3500R	5.0	8.0	0.2	○	○	○
	NS2050L	0.5	2.0	0.1	○	○	○
	NS2100L	1.0	2.0	0.1	○	○	○
	NS2150L	1.5	3.5	0.2	○	○	○
	NS2200L	2.0	3.5	0.2	○	○	○
	NS3100L	1.0	2.0	0.2	○	○	○
	NS3150L	1.5	3.5	0.2	○	○	○
	NS3200L	2.0	3.5	0.2	○	○	○
	NS3250L	2.5	4.0	0.2	○	○	○
	NS3300L	3.0	4.0	0.2	○	○	○
	NS3500L	3.5	6.0	0.2	○	○	○
	NS3400L	4.0	6.0	0.2	○	○	○
	NS3450L	4.5	8.0	0.2	○	○	○
	NS3500L	5.0	8.0	0.2	○	○	○
钢 Steel					★	★	
不锈钢 Stainless Steel						★	
铸铁 Cast iron					☆	☆	
有色金属 Nonferrous Metal							★
耐热合金 Heat Resistant Alloy						☆	
淬硬钢 Hardened Steel							

★ 首选Preferred ☆ 可选optional

●标准库存standard stock ○订单生产order production

推荐切削条件表
Recommended Cutting Conditions

工件材料 Workpiece Materials		加工形式 Processing the form	切削速度推荐值Vc(m/min) Recommended Cutting Speed KTX	KVX	KW20	切削速度推荐值f(mm/rev) Recommended Cutting Speed 1.5/2.0 f(mm/rev)	2.5 f(mm/rev)	3.0 f(mm/rev)	4.0 f(mm/rev)	5.0 f(mm/rev)	6.0 f(mm/rev)
P	钢 Steel	外圆加工 Cylindrical processing	50-100-130	50-100-130		0.06-0.12	0.07-0.15	0.08-0.20	0.10-0.25	0.12-0.25	0.15-0.25
		内孔端面加工 Inner hole end processing	40-70-100	40-70-100		0.05-0.10	0.06-0.10	0.07-0.12	0.08-0.14	0.10-0.16	0.10-0.18
M	不锈钢 Stainless Steel	外圆加工 Cylindrical processing		60-110-150		0.06-0.12	0.07-0.15	0.08-0.20	0.10-0.25	0.12-0.25	0.15-0.25
		内孔端面加工 Inner hole end processing		50-80-120		0.05-0.10	0.06-0.10	0.07-0.12	0.08-0.14	0.10-0.16	0.10-0.18
K	铸铁 Cast iron	外圆加工 Cylindrical processing	50-100-130	50-100-130		0.06-0.12	0.07-0.15	0.08-0.20	0.10-0.25	0.12-0.25	0.15-0.25
		内孔端面加工 Inner hole end processing	40-70-100	40-70-100		0.05-0.10	0.06-0.10	0.07-0.12	0.08-0.14	0.10-0.16	0.10-0.18

槽刀杆
Grooving holder
SIGER/L

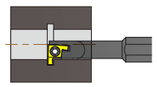

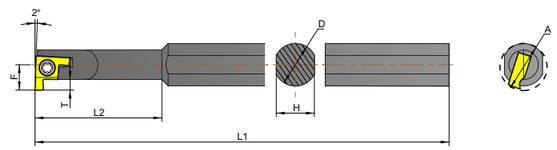

型号 Model	库存 Stock R	库存 Stock L	最小加工径 ϕA	ϕD	H	L1	L2	F	T	ϕd	夹持螺钉 Clamping Screw	扳手 Wrench		适用刀片 Apply to the blade
			尺寸 Size (mm)											
SIGER/L 0808A-EH	●	●	8	8	7.2	100	20	4.8	1.5	3	M2.0X4.5	T6	-	GER100-050AR~GER200-100AR GER100-005A~GER200-010A
1010B-EH	●	●	10	10	9	125	20	6.2	22	3	M2.2X5.5	-	DT-7	GER100-005B~GER300-020B GER100-050BR~GER200-100BR
1210B-EH	●	●	12	10	9	125	25	7	22	3				
1412C-EH	●	●	14	12	11.4	150	33	8	2.5	4	M2.5X7.0	T8	-	GER100-005C~GER350-020C GER150-010CM~GER350-020M GER200-100CR~GER300-150CR
1612C-EH	●	●	16	12	11.4	150	20	8.5	2.5	4				
1616C-EH	●	●	16	16	15	160	36	9	2.5	5				
2020D-EH	●	●	20	20	19	180		12.1	4.5	5	M3.0X8.0	T10	-	GER100-005D~GER400-020D GER150-010DM~GER400-020M GER200-100DR~GER300-150DR
2525E-EH	●	●	25	25	24	200	45	15.6	6.5	5	M4.0X8.5	T15	-	GER100-005E~GER500-020E GER150-010EM~GER500-020EM

* 刀片需单独订购。 Blades to be ordered separately.

●标准库存Standard inventory ○订单生产The order production

切槽刀片
Grooving inserts

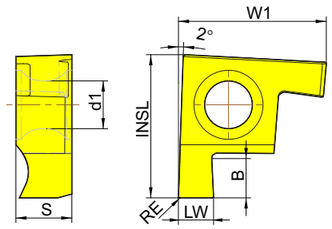

型号 Model	尺寸 Size (mm) W1	INSL	s	d1
GER/L...A	6.69	6.5	2.58	2.58
GER...-AR	6.69	6.5	2.58	2.58

GER/L...A

刀片外形 Insert shape	型号 Model	尺寸与材质 Size and Grades LW	B	RE	KTX	KVX	KW20
	GER100-005A	1.00	1.5	0.05		●	●
	GER120-005A	1.20	1.5	0.05		●	●
	GER125-005A	1.25	1.5	0.05		●	●
	GER150-010A	1.50	1.5	0.1		●	●
	GER200-010A	2.00	1.5	0.1		●	●
	GEL100-005A	1.00	1.5	0.05		●	●
	GEL120-005A	1.20	1.5	0.05		●	●
	GEL125-005A	1.25	1.5	0.05		●	●
	GEL150-010A	1.50	1.5	0.1		●	●
	GEL200-010A	2.00	1.5	0.1		●	●
	GER100-050AR	1.00	1.5	0.5		●	●
	GER200-100AR	2.00	1.5	1.0		●	●
钢 Steel						★	
不锈钢 Stainless Steel						★	
铸铁 Cast Iron						☆	
有色金属 Nonferrous Metal							★
耐热合金 Heat Resistant Alloy						☆	
淬硬钢 Hardened Steel							

★ 首选Preferred ☆ 可选optional ●标准库存standard stock ○订单生产order production

GER/L...B

刀片外形 Insert shape	型号 Model	尺寸与材质 Size and Grades LW	B	RE	KTX	KVX	KW20
	GER125-005B	1.25	2.2	0.1		●	●
	GER145-010B	1.45	2.2	0.1		●	●
	GER150-010B	1.50	2.2	0.1		●	●
	GER200-010B	2.00	2.2	0.5		●	●
	GER250-020B	2.50	2.2	0.5			
	GER300-020B	3.00	2.2	0.2		●	●
	GER100-050BR	1.00	2.2	0.5		●	●
	GER200-100BR	2.00	2.2	1.0		●	●
钢 Steel						★	
不锈钢 Stainless Steel						★	
铸铁 Cast Iron						☆	
有色金属 Nonferrous Metal							★
耐热合金 Heat Resistant Alloy						☆	
淬硬钢 Hardened Steel							

★ 首选Preferred ☆ 可选optional ●标准库存standard stock ○订单生产order production

GER/L...C

刀片外形 Insert shape	型号 Model	尺寸与材质 Size and Grades LW	B	RE	KTX	KVX	KW20
	GE¾150-010C	1.50	2.5	0.1		●	●
	GE¾170-010C	1.70	2.5	0.1		●	●
	GE¾185-010C	1.85	2.5	0.1		●	●
	GE¾195-010C	1.95	2.5	0.1		●	●
	GE¾200-010C	2.00	2.5	0.2		●	●
	GE¾250-020C	2.50	2.5	0.2		●	●
	GE¾300-020C	3.00	2.5	0.2		●	●
	GER200-100CR	2.00	2.5	1.0		●	●
	GER250-125CR	2.50	2.5	1.25		●	●
	GER300-150CR	3.00	2.5	1.5		●	●
钢 Steel						★	
不锈钢 Stainless Steel						★	
铸铁 Cast Iron						☆	
有色金属 Nonferrous Metal							★
耐热合金 Heat Resistant Alloy						☆	
淬硬钢 Hardened Steel							

★ 首选Preferred ☆ 可选optional ●标准库存standard stock ○订单生产order production

GER/L...D

刀片外形 Insert shape	型号 Model	尺寸与材质 Size and Grades LW	B	RE	KTX	KVX	KW20
	GE¾195-010D	1.95	3.2	0.10		●	●
	GE¾200-010D	2.00	3.2	0.10		●	●
	GE¾225-010D	2.25	3.2	0.10		●	●
	GE¾230-020D	2.30	3.2	0.20		●	●
	GE¾250-020D	2.50	3.2	0.20		●	●
	GE¾275-020D	2.75	3.2	0.20		●	●
	GE¾280-020D	2.80	3.2	0.20		●	●
	GER200-100DR	2.00	3.2	1.0		●	●
	GER300-150DR	3.00	4.5	1.5		●	●
钢 Steel						★	
不锈钢 Stainless Steel						★	
铸铁 Cast Iron						☆	
有色金属 Nonferrous Metal							★
耐热合金 Heat Resistant Alloy						☆	
淬硬钢 Hardened Steel							

★ 首选Preferred ☆ 可选optional ●标准库存standard stock ○订单生产order production

GER/L...E

刀片外形 Insert shape	型号 Model	尺寸与材质 Size and Grades LW	B	RE	KTX	KVX	KW20
	GE¾200-010E	2.00	3.2	0.1		●	●
	GE¾225-010E	2.25	3.2	0.1		●	●
	GE¾230-020E	2.30	3.2	0.1			
	GE¾250-020E	2.50	4.5	0.2		●	●
	GE¾275-020E	2.75	4.5	0.2			
	GE¾280-020E	2.80	4.5	0.2		●	●
	GE¾300-020E	3.00	4.5	0.2		●	
	GE¾330-020E	3.30	4.5	0.2		●	●
	GE¾350-020E	3.50	5.5	0.2		●	●
	GE¾400-020E	4.00	5.5	0.2		●	●
	GE¾430-020E	4.30	5.5	0.2		●	●
	GE¾450-020E	4.50	6.5	0.2		●	●
	GE¾460-020E	4.60	6.5	0.2		●	●
钢 Steel						★	
不锈钢 Stainless Steel						★	
铸铁 Cast Iron						☆	
有色金属 Nonferrous Metal							★
耐热合金 Heat Resistant Alloy						☆	
淬硬钢 Hardened Steel							

★ 首选Preferred ☆ 可选optional ●标准库存standard stock ○订单生产order production

Holder Code System

MC	H	R/L	25	25
Cartridge System	Hoider Styie H:Horizontal V:Vertical	Hand of Tool	Height(mm)	Width(mm)

Holder

Horizontal		Vertical Type	
MCHR	MCHL	MCVR	MCVL
			

Cartridge Code System

MC	F	R/L	3	24/35	T16
Cartridge System	Working Style E:External Process F:Facing Process	Hand of Tool	Cutting Width(mm)	Face Working Dia.(mm)	Maximum Depth(mm)

Cartridge

External Process		Facing Process	
MCER	MCEL	MCFR	MCFL
			

System Figure

- **Compatible and Economical due to divided** cartridge & exclusive holder system from existing single body system
- **Interchangeable cartridge**
  - Various assembly depends on working style
  - Reduce cutting tool costs by over 30%
  - Setting with upper clamp & side screw
- **Strong & Stable setting force**
  - Simultaneous assembly of insert & cartridge
  - Easy assembly & tool exchange
- **Stable assembly system**
  - Simple & Superior setting force

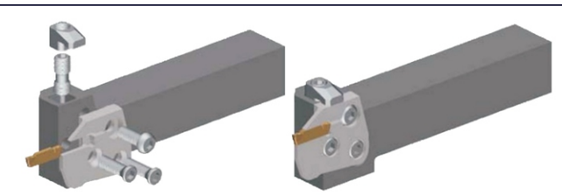

Stable Assembly thanks to double screw& clamp-Simple&Strong Setting

MCHR/L (Holder)

MCER/L
MCFR/L

For Grooving,Turning,Parting off,Reliefing,Profiling machining

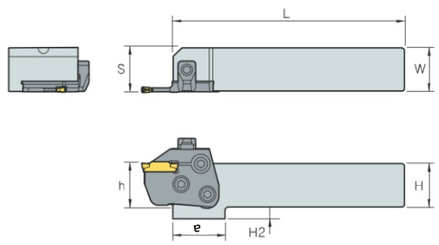

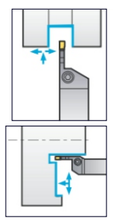

Rtype insert

型号 Model		库存 Stock	尺寸 Size (mm) H=(h)	W	L	S	W	e	Cartridge	Clamp	Clamp Screw	Hinge Screw	Clamping Screw	扳手 Wrench
MCHR/L	2020	●	20	20	133	20.7	30	12	MCER/L MCFR/L	CXH8N	DHA0818F	RHA0613	FHGA0618	HW40L
	2525	●	25	25	133	25.7	30	7						
	3232	●	32	32	153	32.7	-	-						

* 刀片需单独订购。Blades to be ordered separately.

●标准库存Standard inventory ○订单生产The order production

MCER/L (Cartridge)

MGMN
MGGN
MRMN

For Grooving,Turning,Parting off,Reliefing,Profiling machining

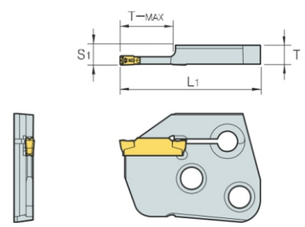

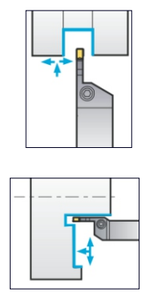

型号 Model		库存 Stock	尺寸 Size (mm) T	L1	S1	T-max	width	Desig nation	Holder
MCER/L	3-T16	●	6.00	44.5	6.35	16	3	MGMN MGMR/L MGGN MRMN	MCHR/L MCVR/L
	4-T16	●	5.97	44.5	6.35	16	4		
	5-T20	●	5.87	48.5	6.35	20	5		
	6-T20	●	5.82	48.5	6.35	20	6		

* 刀片需单独订购。Blades to be ordered separately.

●标准库存Standard inventory ○订单生产The order production

MCVR/L (Holder)

MCER/L
MCFR/L

For Grooving,Turning off,Reliefing,Profiling machining

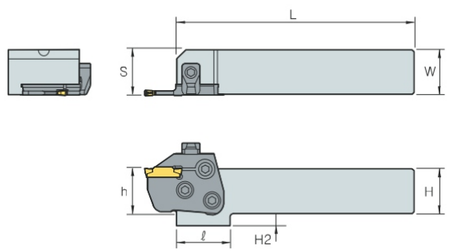

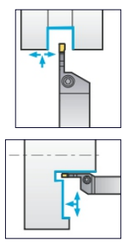

Rtype insert

型号 Model		库存 Stock	尺寸 Size (mm) H=(h)	W	L	S	W	e	Cartridge	Clamp	Clamp Screw	Hinge Screw	Clamping Screw	扳手 Wrench
MCHR/L	2020	●	20	20	133	20.7	30	12	MCER/L MCFR/L	CXH8N	DHA0818F	RHA0613	FHGA0618	HW40L
	2525	●	25	25	133	25.7	30	7						
	3232	●	32	32	153	32.7	-	-						

* 刀片需单独订购。Blades to be ordered separately.

●标准库存Standard inventory ○订单生产The order production

MCFR/L (Cartridge)

MFMN
MGMN

For Face Grooving,Turning machining

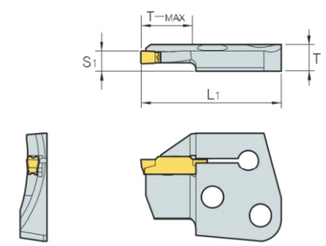

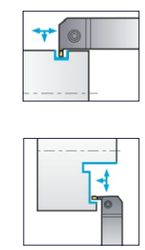

型号 Model		库存 Stock	尺寸 Size (mm) T	L1	S1	T-max	width	Desig nation	Holder
MCFR/L3-24/35-T16		●	8.00	44.5	6.35	16	3	MFMN300	MCHR/L MCVR/L
MCFR/L3-29/40-T16		●	8.00	44.5	6.35	16	3		
MCFR/L3-34/50-T16		●	8.00	44.5	6.35	16	3		
MCFR/L3-44/70-T16		●	8.00	445	6.35	16	3		
MCFR/L3-64/99-T16		●	8.00	44.5	6.35	16	3		
MCFR/L4-44/60-T16		●	7.97	44.5	6.35	16	4	MGMN400	
MCFR/L4-60/120-T16		●	7.97	44.5	6.35	16	4		
MCFR/L4-112/200-T16		●	7.97	44.5	6.35	16	4		

* 刀片需单独订购。Blades to be ordered separately.

●标准库存Standard inventory ○订单生产The order production

切断切槽刀杆
Parting Grooving Holder
MGEHR/L

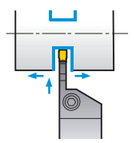

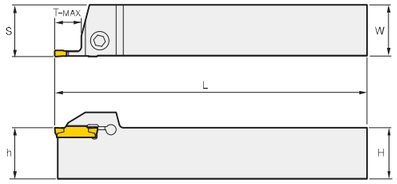

型号 Model 右刀 Right hand	型号 Model 左刀 Left hand	库存 Stock R	库存 Stock L	尺寸 Size (mm) H	L	S	W	最大切深 $a_p$max	刀片 Insert	螺钉 Clamp Screw	扳手 Hex wrench
MGEHR1616-2	MGEHL1616-2		O	16	100	15	2	14.5	MGMN200-M	M5×17	S4
MGEHR2020-2	MGEHL2020-2		O	20	125	19	2	14.5	MGMN200-M	M6×20	S5
MGEHR2525-2	MGEHL2525-2		O	25	150	24	2	14.5	MGMN200-M	M6×20	S5
MGEHR1616-2.5	MGEHL1616-2.5		O	16	100	15	2.5	16.5	MGMN250-M	M5×17	S4
MGEHR2020-2.5	MGEHL2020-2.5		O	20	125	19	2.5	16.5	MGMN250-M	M6×20	S5
MGEHR2525-2.5	MGEHL2525-2.5		O	25	150	24	2.5	16.5	MGMN250-M	M6×20	S5
MGEHR1616-3	MGEHL1616-3		O	16	100	14.8	3	18	MGMN300-M	M5×17	S4
MGEHR2020-3	MGEHL2020-3		O	20	125	18.8	3	18	MGMN300-M		
MGEHR2020-3-T10	MGEHL2020-3-T10		O	20	125	18.8	3	10	MGMN300-M		
MGEHR2525-3	MGEHL2525-3		O	25	150	23.8	3	18	MGMN300-M	M6×20	S5
MGEHR2525-3-T10	MGEHL2525-3-T10		O	25	150	23.8	3	10	MGMN300-M		
MGEHR3232-3	MGEHL3232-3		O	32	170	30.5	3	18	MGMN300-M		
MGEHR3232-3-T10	MGEHL3232-3-T10		O	32	170	30.5	3	10	MGMN300-M		
MGEHR2020-4	MGEHL2020-4		O	20	125	18.5	4	18	MGMN400-M		
MGEHR2020-4-T10	MGEHL2020-4-T10		O	20	125	18.5	4	10	MGMN400-M		
MGEHR2525-4	MGEHL2525-4		O	25	150	23.5	4	18	MGMN400-M		
MGEHR2525-4-T10	MGEHL2525-4-T10		O	25	150	23.5	4	10	MGMN400-M		
MGEHR3232-4	MGEHL3232-4		O	32	170	30.5	4	18	MGMN400-M		
MGEHR3232-T-T10	MGEHL3232-T-T10		O	32	170	30.5	4	10	MGMN400-M		
MGEHR2020-5	MGEHL2020-5		O	20	150	18	5	23	MGMN500-M		
MGEHR2020-5-T15	MGEHL2020-5-T15		O	20	150	18	5	25	MGMN500-M		
MGEHR2525-5	MGEHL2525-5		O	25	150	23	5	23	MGMN500-M	M6×20	S5
MGEHR2525-5-T15	MGEHL2525-5-T15		O	25	150	23	5	15	MGMN500-M		
MGEHR3232-5	MGEHL3232-5		O	32	170	30	5	23	MGMN500-M		
MGEHR3232-5-T15	MGEHL3232-5-T15		O	32	170	30	5	15	MGMN500-M		
MGEHR2020-6	MGEHL2020-6		O	20	125	17	6	23	MGMN600-M		
MGEHR2020-6-T10	MGEHL2020-6-T10		O	20	125	17	6	10	MGMN600-M		
MGEHR2525-6	MGEHL2525-6		O	25	150	22.6	6	23	MGMN600-M		
MGEHR2525-6-T15	MGEHL2525-6-T15		O	25	150	22.6	6	15	MGMN600-M		
MGEHR3232-6	MGEHL3232-6		O	32	170	29.6	6	23	MGMN600-M		
MGEHR3232-6-T15	MGEHL3232-6-T15		O	32	170	29.6	6	15	MGMN600-M		

* 刀片需单独订购。Blades to be ordered separately.

●标准库存Standard inventory ○订单生产The order production

切断切槽刀杆
Parting Grooving Holder
MGIVR/L

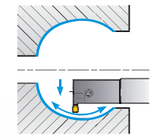

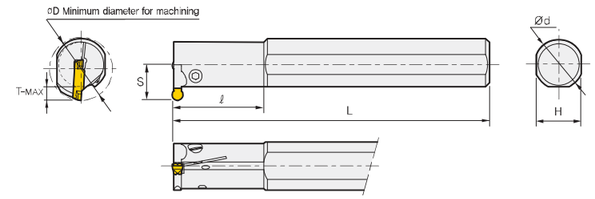

型号 Model 右刀 Right hand	型号 Model 左刀 Left hand	库存 Stock R	库存 Stock L	尺寸 Size (mm) ØD	L	S	W	最大切深 $a_p$max	刀片 Insert	螺钉 Clamp Screw	扳手 Hex wrench
MGIVR2016-1.5	MGIVL2016-1.5		O	16	180	11.3	1.5	3	MGMNI150-M	M4×14	S3
MGIVR2520-1.5	MGIVL2520-1.5		O	20	180	13.1	1.5	4	MGMNI150-M	M5×17	S4
MGIVR2925-1.5	MGIVL2925-1.5		O	25	200	16.2	1.5	4	MGMNI150-M	M5×17	S4
MGIVR2016-2	MGIVL2016-2		O	16	125	12.4	2	3	MGMNI200-M	M4×14	S3
MGIVR2520-2	MGIVL2520-2		O	20	125	14	2	5	MGMNI200-M	M5×17	S4
MGIVR2925-2	MGIVL2925-2		O	25	200	17.2	2	5	MGMNI200-M	M5×17	S4
MGIVR2016-2.5	MGIVL2016-2.5		O	16	125	12.5	2.5	6	MGMNI250-M	M4×14	S3
MGIVR2520-2.5	MGIVL2520-2.5		O	20	180	15.1	2.5	6	MGMNI250-M	M5×17	S4
MGIVR2925-2.5	MGIVL2925-2.5		O	25	200	18.2	2.5	6	MGMNI250-M	M5×17	S4
MGIVR2520-3	MGIVL2520-3		O	20	180	15.6	3	6	MGMNI300-M	M5×17	S4
MGIVR3125-3	MGIVL3125-3		O	25	200	18.9	3	5	MGMNI300-M	M5×17	S4
MGIVR3732-3	MGIVL3732-3		O	32	250	21.5	3	6	MGMNI300-M	M5×20	S4
MGIVR2520-4	MGIVL2520-4		O	20	180	15.6	4	6	MGMNI400-M	M5×17	S4
MGIVR3125-4	MGIVL3125-4		O	25	200	18.9	4	6	MGMNI400-M	M5×17	S4
MGIVR3732-4	MGIVL3732-4		O	32	250	21.5	4	6	MGMNI400-M	M5×20	S4
MGIVR3125-5	MGIVL3125-5		O	25	200	19.1	5	8	MGMNI500-M		
MGIVR3732-5	MGIVL3732-5		O	32	250	21.5	5	8	MGMNI500-M		
MGIVR3125-6	MGIVL3125-6		O	25	200	19.4	6	8	MGMNI600-M		
MGIVR3732-6	MGIVL3732-6		O	32	250	21.5	6	8	MGMNI600-M		
MGIVR3732-8	MGIVL3732-8		O	32	250	23.2	8	10	MGMNI800-M	M5×20	S5
MGIVR4540-8	MGIVL4540-8		O	40	300	27.2	8	10	MGMNI800-M		
MGIVR3125-6A	MGIVL3125-6A		O	25	200	19.4	6	8	MGMNI600-M		
MGIVR3732-6A	MGIVL3732-6A		O	32	250	21.5	6	8	MGMNI600-M		
MGIVR3732-8A	MGIVL3732-8A		O	32	250	23.4	8	10	MGMNI800-M		
MGIVR4540-8A	MGIVL4540-8A		O	40	300	27.2	8	10	MGMNI800-M		

* 刀片需单独订购。Blades to be ordered separately.

●标准库存Standard inventory ○订单生产The order production

切断切槽刀片
Parting Grooving Inserts
M.MN..

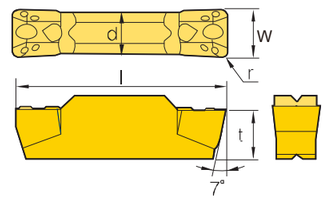

刀片外形 Insert shape	型号 Model	尺寸与材质 Size and Grades W	r	l	d	t	KTX	KVX	KW20
	MGMN150-G	1.5	0.15	16.0	1.2	3.5	●	●	
	MGMN200-G	2.0	0.2	16.0	1.6	3.5	●	●	
	MGMN250-G	2.5	0.2	18.5	2.0	3.85	●	●	
	MGMN300-M	3.0	0.4	21.0	2.35	4.8	●	●	
	MGMM400-M	4.0	0.4	21.0	3.3	4.8	●	●	
	MGMN500-M	5.0	0.8	26.0	4.1	5.8	●	●	
	MGMN600-M	6.0	0.8	26.0	5.0	5.8	●	●	
	MRMN200-M	2.0	1.0	16.0	1.5	3.5	●	●	
	MRMN300-M	3.0	1.5	21.0	2.35	4.8	●	●	
	MRMN400-M	4.0	2.0	21.0	3.3	4.8	●	●	

		KTX	KVX
	钢 Steel	★	★
	不锈钢 Stainless Steel		★
	铸铁 Cast Iron	☆	☆
	有色金属 Nonferrous Metal		
	耐热合金 Heat Resistant Alloy		☆
	淬硬钢 Hardened Steel		

★ 首选Preferred ☆ 可选optional ●标准库存standard stock ○订单生产order production

推荐切削条件表
Recommended Cutting Conditions

工件材料 Workpiece Materials		加工形式 Processing the form	切削速度推荐值Vc(m/min) Recommended Cutting Speed KTX	KVX	KW20	切削速度推荐值f(mm/rev) Recommended Cutting Speed 1.5/2.0 f(mm/rev)	2.5 f(mm/rev)	3.0 f(mm/rev)	4.0 f(mm/rev)	5.0 f(mm/rev)	6.0 f(mm/rev)
P	钢 Steel	外圆加工 Cylindrical processing	50-100-130	50-100-130		0.06-0.12	0.07-0.15	0.08-0.20	0.10-0.25	0.12-0.25	0.15-0.25
		内孔端面加工 Inner hole end processing	40-70-100	40-70-100		0.05-0.10	0.06-0.10	0.07-0.12	0.08-0.14	0.10-0.16	0.10-0.18
M	不锈钢 Stainless Steel	外圆加工 Cylindrical processing		60-110-150		0.06-0.12	0.07-0.15	0.08-0.20	0.10-0.25	0.12-0.25	0.15-0.25
		内孔端面加工 Inner hole end processing		50-80-120		0.05-0.10	0.06-0.10	0.07-0.12	0.08-0.14	0.10-0.16	0.10-0.18
K	铸铁 Cast iron	外圆加工 Cylindrical processing	50-100-130	50-100-130		0.06-0.12	0.07-0.15	0.08-0.20	0.10-0.25	0.12-0.25	0.15-0.25
		内孔端面加工 Inner hole end processing	40-70-100	40-70-100		0.05-0.10	0.06-0.10	0.07-0.12	0.08-0.14	0.10-0.16	0.10-0.18

切断切槽刀杆
Parting Grooving Holder
TWDR/L

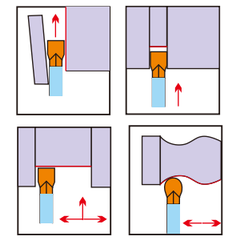

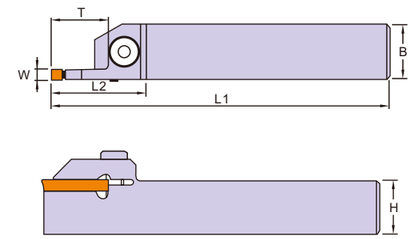

型号 Model	W	H	B	L	T	刀片 Inserts	重量 (kg)		螺钉 Screw	扳手 Wrench
TWDR1212K-2T12	2	12	12	125	12	WD22N2.00..	0.16		BS0407	Lt15
TWDL1212K-2T12	2	12	12	125	12	WD22N2.00..	0.16		BS0407	LT15
TWDR1616K-2T16	2	16	16	125	17	WD22N2.00..	0.22		BX0520	LH040
TWDL1616K-2T16	2	16	16	125	17	WD22N2.00..	0.22		BX0520	LH040
TWDR2020K-2T16	2	20	20	125	17	WD22N2.00..	0.37		BX0620	LH050
TWDL2020K-2T16	2	20	20	125	17	WD22N2.00..	0.37		BX0620	LH050
TWDR2525M-2T16	2	25	25	150	17	WD22N2.00..	0.69		BX0620	LH050
TWDL2525M-2T16	2	25	25	150	17	WD22N2.00..	0.69		BX0620	LH050
TWDR1616K-3T06	3	16	16	125	14	WD22N3.00..	0.22		BX0520	LH040
TWDL1616K-3T06	3	16	16	125	14	WD22N3.00..	0.22		BX0520	LH040
TWDR1616K-3T20	3	16	16	125	20	WD22N3.00..	0.22		BX0520	LH040
TWDL1616K-3T20	3	16	16	125	20	WD22N3.00..	0.22		BX0520	LH040
TWDR2020K-3T09	3	20	20	125	09	WD22N3.00..	0.37		BX0620	LH050
TWDL2020K-3T09	3	20	20	125	09	WD22N3.00..	0.37		BX0620	LH050
TWDR2020K-3T20	3	20	20	125	20	WD22N3.00..	0.37		BX0620	LH050
TWDL2020K-3T20	3	20	20	125	20	WD22N3.00..	0.37		BX0620	LH050
TWDR2525M-3T09	3	25	25	150	09	WD22N3.00..	0.69		BX0620	LH050
TWDL2525M-3T09	3	25	25	150	09	WD22N3.00..	0.69		BX0620	LH050
TWDR2525M-3T22.5	3	25	25	150	20	WD22N3.00..	0.69		BX0620	LH050
TWDL2525M-3T22.5	3	25	25	150	20	WD22N3.00..	0.69		BX0620	LH050
TWDR2020K-4T10	4	20	20	125	10	WD25N4.00..	0.37		BX0620	LH050
TWDL2020K-4T10	4	20	20	125	10	WD25N4.00..	0.37		BX0620	LH050
TWDR2020K-4T20	4	20	20	125	20	WD25N4.00..	0.37		BX0620	LH050
TWDL2020K-4T20	4	20	20	125	20	WD25N4.00..	0.37		BX0620	LH050
TWDR2525M-4T10	4	25	25	150	10	WD25N4.00..	0.69		BX0620	LH050
TWDL2525M-4T10	4	25	25	150	10	WD25N4.00..	0.69		BX0620	LH050
TWDR2525M-4T22.5	4	25	25	150	20	WD25N4.00..	0.69		BX0620	LH050
TWDL2525M-4T22.5	4	25	25	150	20	WD25N4.00..	0.69		BX0620	LH050
TWDR2525M-5T12	5	25	25	150	12	WD25N5.00..	0.69		BX0620	LH050
TWDL2525M-5T12	5	25	25	150	12	WD25N5.00..	0.69		BX0620	LH050
TWDR2525M-5T24	5	25	25	150	25	WD25N5.00..	0.69		BX0620	LH050
TWDL2525M-5T24	5	25	25	150	25	WD25N5.00..	0.69		BX0620	LH050

* 刀片需单独订购。Blades to be ordered separately.

●标准库存Standard inventory ○订单生产The order production

切断切槽刀杆
Parting Grooving Holder
TIWDR/L

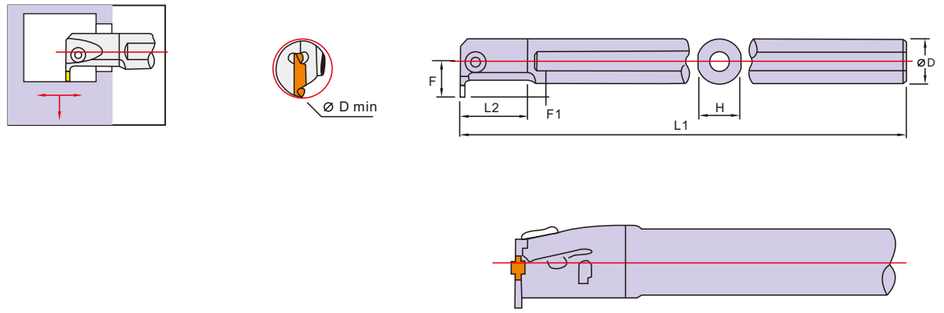

型号 Model	W	D	F	F1	L1	L2	Dmin	刀片 The blade	重量 (kg)		螺钉 Screw	扳手 Wrench
TIWDR2025-2T06	2	20	15	6	180	40	25	WD22N2.00..	0.46		BX0520	LH040
TIWDL2025-2T06	2	20	15	6	180	40	25	WD22N2.00..	0.46		BX0520	LH040
TIWDR2532-2T07	2	25	21.5	7	200	50	32	WD22N2.00..	0.80		BX0520	LH040
TIWDL2532-2T07	2	25	21.5	7	200	50	32	WD22N2.00..	0.80		BX0520	LH040
TIWDR2025-3T06	3	20	15	6	180	40	25	WD22N3.00..	0.46		BX0520	LH040
TIWDL2025-3T06	3	20	15	6	180	40	25	WD22N3.00..	0.46		BX0520	LH040
TIWDR2532-3T07	3	25	21.5	7	200	50	32	WD22N3.00..	0.80		BX0520	LH040
TIWDL2532-3T07	3	25	21.5	7	200	50	32	WD22N3.00..	0.80		BX0520	LH040
TIWDR3240-3T11	3	32	27	11	250	60	40	WD22N3.00..	1.62		BX0620	LH050
TIWDL3240-3T11	3	32	27	11	250	60	40	WD22N3.00..	1.62		BX0620	LH050
TIWDR2532-4T09	4	25	21.5	9	200	50	32	WD25N4.00..	0.80		BX0520	LH040

* 刀片需单独订购。Blades to be ordered separately.

●标准库存Standard inventory ○订单生产The order production

端面槽刀杆
Face Grooving Holder
A-WDFR/L

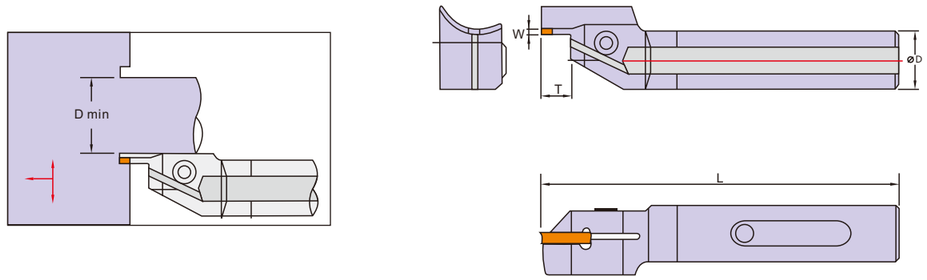

中心出水
Coolant

型号 Model	W	H	B	L	T	刀片 Inserts	重量 (kg)		螺钉 Screw	扳手 Wrench
A25M-WDFR2934-2T06	2	25	6	150	29	WD22N2.00..	0.50		BX0620	LH050
A25M-WDFR3444-2T06	2	25	6	150	34	WD22N2.00..	0.50		BX0620	LH050
A25M-WDFR4454-2T06	2	25	6	150	44	WD22N2.00..	0.50		BX0620	LH050
A25M-WDFR5470-2T12	2	25	12	150	54	WD22N2.00..	0.50		BX0620	LH050
A32M-WDFR70100-2T12	2	32	12	150	70	WD22N2.00..	0.70		BX0620	LH050
A32M-WDFR100150-2T12	2	32	12	150	100	WD22N2.00..	0.70		BX0620	LH050
A32M-WDFR150250-2T12	2	32	12	150	150	WD22N2.00..	0.70		BX0620	LH050
A32M-WDFR250800-2T12	2	32	12	150	250	WD22N2.00..	0.70		BX0620	LH050
A25M-WDFR2934-3T12	3	25	12	150	29	WD22N3.00..	0.50		BX0620	LH050
A25M-WDFR3444-3T12	3	25	12	150	34	WD22N3.00..	0.50		BX0620	LH050
A25M-WDFR4454-3T12	3	25	12	150	44	WD22N3.00..	0.50		BX0520	LH050
A25M-WDFR5470-3T20	3	25	20	150	54	WD22N3.00..	0.50		BX0520	LH050
A32M-WDFR70100-3T20	3	32	20	150	70	WD22N3.00..	0.70		BX0620	LH050
A32M-WDFR100150-3T20	3	32	20	150	100	WD22N3.00..	0.70		BX0620	LH050
A32M-WDFR150250-3T20	3	32	20	150	150	WD22N3.00..	0.70		BX0620	LH050
A32M-WDFR250800-3T20	3	32	20	150	250	WD22N3.00..	0.70		BX0620	LH050
A25M-WDFR2934-4T12	4	25	12	150	29	WD25N4.00..	0.50		BX0620	LH050
A25M-WDFR3444-4T12	4	25	12	150	34	WD25N4.00..	0.50		BX0620	LH050
A25M-WDFR4454-4T12	4	25	12	150	44	WD25N4.00..	0.50		BX0520	LH050
A25M-WDFR5470-4T20	4	25	20	150	54	WD25N4.00..	0.50		BX0520	LH050
A32M-WDFR70100-4T20	4	32	20	150	70	WD25N4.00..	0.70		BX0620	LH050
A32M-WDFR100150-4T20	4	32	20	150	100	WD25N4.00..	0.70		BX0620	LH050
A32M-WDFR150250-4T20	4	32	20	150	150	WD25N4.00..	0.70		BX0620	LH050
A32M-WDFR250800-4T20	4	32	20	150	250	WD25N4.00..	0.70		BX0620	LH050

* 刀片需单独订购。Blades to be ordered separately.

●标准库存Standard inventory ○订单生产The order production

切断切槽刀片
Parting Grooving Inserts
WD..

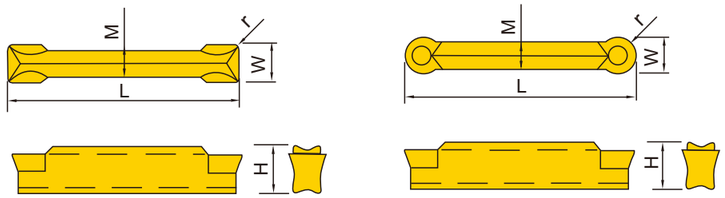

刀片外形 Insert shape	型号 Model	尺寸与材质 Size and Grades							
		W	L	R	H	A	KTX	KVX	KW20
	WD22N2.00S-0.2T	2.0	22	0.2	4.0			●	
	WD22N3.00S-0.3T	3.0	22	0.3	4.0			●	
	WD25N4.00S-0.4T	4.0	25	0.4	4.0			●	
	WD25N5.00S-0.4T	5.0	25	0.4	4.0			●	
	WD22R-2.00S-06F	2.0	22		4.0	6		●	
	WD22R-3.00S-06F	3.0	22		4.0	6		●	
	WD22N3.00S-1.5R	3.0	22	1.5	4.0			●	
	WD25N4.00S-2.0R	4.0	25	2.0	4.0			●	
	钢 Steel							★	
	不锈钢 Stainless Steel							★	
	铸铁 Cast Iron							☆	
	有色金属 Nonferrous Metal								
	耐热合金 Heat Resistant Alloy							☆	
	淬硬钢 Hardened Steel								

★ 首选Preferred ☆ 可选optional ●标准库存standard stock ○订单生产order production

推荐切削条件表
Recommended Cutting Conditions

工件材料 Workpiece Materials		加工形式 Processing the form	切削速度推荐值Vc(m/min) Recommended Cutting Speed			切削速度推荐值f(mm/rev) Recommended Cutting Speed					
			KTX	KVX	KW20	2.0	3.0	4.0	5.0		
						f(mm/rev)	f(mm/rev)	f(mm/rev)	f(mm/rev)		
P	钢 Steel	外圆加工 Cylindrical processing	50-100-170	50-100-170		0.06-0.12	0.08-0.20	0.10-0.25	0.12-0.25		
		内孔端面加工 Inner hole end processing	40-70-100	40-70-100		0.05-0.10	0.07-0.12	0.08-0.14	0.10-0.16		
M	不锈钢 Stainless Steel	外圆加工 Cylindrical processing		100-130-170		0.06-0.12	0.08-0.20	0.10-0.25	0.12-0.25		
		内孔端面加工 Inner hole end processing		50-80-120		0.05-0.10	0.07-0.12	0.08-0.14	0.10-0.16		
K	铸铁 Cast iron	外圆加工 Cylindrical processing	50-100-170	50-100-170		0.06-0.12	0.08-0.20	0.10-0.25	0.12-0.25		
		内孔端面加工 Inner hole end processing	40-70-100	40-70-100		0.05-0.10	0.07-0.12	0.08-0.14	0.10-0.16		

刀板
Blades
SPB-S..

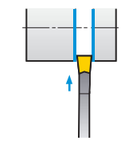

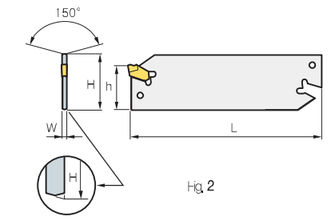

Fig 2

型号 Model	库存 Stock		尺寸 Size (mm)				刀片 Insert
	R	L	H	B	B	L	
SPB326-S	○		26	2.4	110	21.6	SP300-1E
SPB426-S	○		26	3.2	110	21.6	SP400-1E
SPB526-S	○		26	4.0	110	21.6	SP500-ZE
SPB626-S	○		26	5.2	110	21.6	SP600-1E
SPB332-S	○		32	2.4	150	25	SP300-1E
SPB432-S	○		32	3.2	150	25	SP400-1E
SPB532-S	○		32	4.0	150	25	SP500-1E
SPB632-S	○		32	5.2	150	25	SP600-1E

* 刀片需单独订购。Blades to be ordered separately.

●标准库存Standard inventory ○订单生产The order production

刀座
Block
PHS..

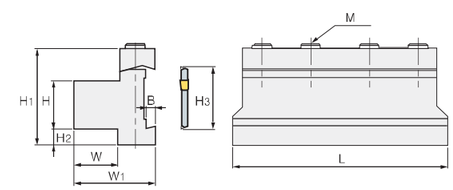

型号 Model	库存 Stock		尺寸 Size (mm)						压板 Clamp	螺钉 Clamp Screw	扳手 Wrench
	R	L	L	H	h1	h2	B	B1			
PHS2026	○		86	20	10	46.6	19	38	PHS26	M6	S5
PHS2526	○		86	25	5	46.6	23	42	PHS26		
PHS3226	○		86	32	3	51.6	30	48	PHS26		
PHS2032	○		110	20	13	50	19	38	PHS32		
PHS2532	○		110	25	8	50	23	42	PHS32		
PHS3232	○		110	32	5	54	30	48	PHS32		

* 刀片需单独订购。Blades to be ordered separately.

●标准库存Standard inventory ○订单生产The order production

切断切槽刀片
Grooving inserts
SP..

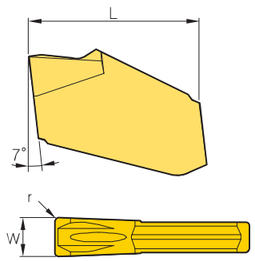

刀片外形 Insert shape	型号 Model	W	l	R	KTX	KVX	KW20
	SP200	2.0	9.3	0.2	●	●	
	SP300	3.0	11.3	0.2	●	●	
	SP400	4.0	11.3	0.25	●	●	
	SP500	5.0	11.4	0.3	●	●	
	SP600	6.4	11.4	0.35	●	●	
钢 Steel					★	★	
不锈钢 Stainless Steel						★	
铸铁 Cast Iron					☆	☆	
有色金属 Nonferrous Metal							
耐热合金 Heat Resistant Alloy						☆	
淬硬钢 Hardened Steel							

尺寸与材质 Size and Grades

★ 首选Preferred ☆ 可选optional ●标准库存standard stock ○订单生产order production

推荐切削条件表
Recommended Cutting Conditions

工件材料 Workpiece Materials		加工形式 Processing the form	切削速度推荐值Vc(m/min) Recommended Cutting Speed KTX	KVX	KW20	切削速度推荐值f(mm/rev) Recommended Cutting Speed 2.0 f(mm/rev)	3.0 f(mm/rev)	4.0 f(mm/rev)	5.0 f(mm/rev)		
P	钢 Steel	外圆加工 Cylindrical processing	60-100-150			0.07-0.12	0.08-0.15	0.09-0.20	0.10-0.25		
M	不锈钢 Stainless Steel	外圆加工 Cylindrical processing									
K	铸铁 Cast iron	外圆加工 Cylindrical processing	60-100-150			0.07-0.12	0.08-0.15	0.09-0.20	0.10-0.25		

一 螺纹车刀
Threading turning tools



Contents
目录

G

材质介绍 Material Introduction

螺纹车刀 Threading Turning tools

材质简介
Insert Grades

PVD涂层硬质合金系列
PVD coating carbide inserts

KTX 适用类型：精，半精加工
Cutting Range: Finishing and Semi-finishing

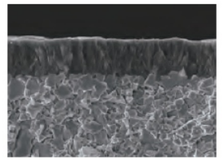



高硬度的硬质合金基体,具有较好的高温红硬性,匹配通用性良好的 TiCN PVD涂层,
推荐用于钢件材质的车削

With highly hard substrate, favorable red hardness and .Use TiCN PVD coating with excellent versatility
Application: Suitable for steel cutting

KVX 适用类型：精，半精加工
Cutting Range: Finishing and Semi-finishing



高硬度的硬质合金基体,具有较好的高温红硬性,匹配通用性良好的 TiAlN PVD涂层,
推荐用于不锈钢材质的车削

With highly hard substrate, favorable red hardness and .Use TiAlN PVD coating with excellent versatility
Application: Suitable for stainless steel cutting

螺纹加工
Threading Turning

材质符号 Workpiece Material	P 钢 Steel					M 不锈钢 Stainless steel					K 铸铁 Cast Iron				N 有色金属 Nonferrous			S 耐热合金 NRSA				H 高硬材料 Hardess		
ISO	P01	P10	P20	P30	P40	M01	M10	M20	M30	M40	K01	K10	K20	K30	N10	N20	N30	S01	S10	S20	S30	H01	H10	H20
PVD 涂层硬质合金 PVD Coated Carbide		KTX										KTX												
							KKX																	
			KVX					KVX																
硬质合金 Uncoated Carbide																KW20								

螺纹刀杆
Threading Holder
KTTR/L-F

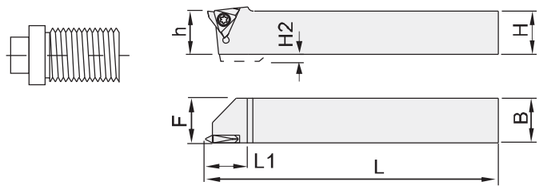

型号 Model 右刀 Right hand	型号 Model 左刀 Left hand	库存 Stock R	库存 Stock L	尺寸 Size (mm) H h	B	L	L1	F	H2	刀片 Insert	螺钉 Clamp Screw	扳手 Wrench
KTTR1010F-16F	KTTL1010F-16F	O		10	10	80	18	13	4	TT32R/L	ETNA0410	TW15P
KTTR1212H-16F	KTTL1212H-16F	O		12	12	100	18	17	2			
KTTR1616H-16F	KTTL1616H-16F	O		16	16	100	18	19	–			
KTTR2020K-16F	KTTL2020K-16F	O		20	20	125	18	23	–			
KTTR2525M-16F	KTTL2525M-22F	O		25	25	150	18	28	–			
KTTR2020K-22F	KTTL2020K-22F	O		20	20	150	25	23	–	TT43R/L	ETNA0512	TW20P
KTTR2525M-22F	KTTL2525M-22F	O		25	25	150	25	28	–			

* 刀片需单独订购。Blades to be ordered separately.

●标准库存Standard inventory ○订单生产The order production

螺纹刀片
Thread inserts
TT..55..

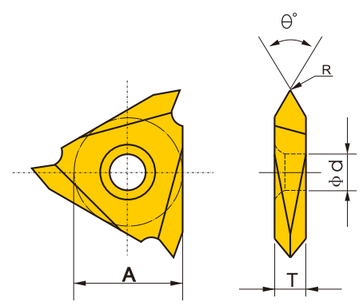

刀片外形 Insert shape	型号 Model	螺距 Pitch	TPI	R	T	A	θ°	KTX	KKX	KVX	KW20
	TT32R5501		28-10	0.1	3.18	9.525	55			●	
	TT32R5502		14-11	0.2	3.18	9.525	55			●	
	TT43R5501		28-11	0.1	4.76	12.70	55			●	
	TT43R5502		14-11	0.2	4.76	12.70	55			●	
	TT43R5503		10-7	0.3	4.76	12.70	55			●	
	TT43R5504		8-7	0.4	4.76	12.70	55			●	
	TT32L5501		28-10	0.1	3.18	9.525	55			●	
	TT32L5502		14-11	0.2	3.18	9.525	55			●	
	TT43L5501		28-11	0.1	4.76	12.70	55			●	
	TT43L5502		14-11	0.2	4.76	12.70	55			●	
	TT43L5503		10-7	0.3	4.76	12.70	55			●	
	TT43L5504		8-7	0.4	4.76	12.70	55			●	
钢 Steel										★	
不锈钢 Stainless Steel										★	
铸铁 Cast Iron										☆	
有色金属 Nonferrous Metal											
耐热合金 Heat Resistant Alloy										☆	
淬硬钢 Hardened Steel											

★ 首选Preferred ☆ 可选optional ●标准库存standard stock ○订单生产order production

螺纹刀片
Thread inserts
TT..60..

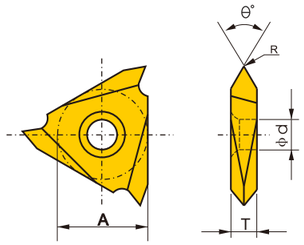

刀片外形 Insert shape	型号 Model	螺距 Pitch	TPI	R	T	A	θ°	KTX	KKX	KVX	KW20
	TT32R6000	0.5~2.5		0.0	3.18	9.525	60			●	
	TT32R6001	1.0~2.5		0.1	3.18	9.525	60			●	
	TT32R6002	1.5~2.5		0.2	3.18	9.525	60			●	
	TT32R6003	2.5~3.5		0.3	3.18	9.525	60			●	
	TT43R6001	1.0~3.5		0.1	4.76	12.70	60			●	
	TT43R6002	1.5~3.5		0.2	4.76	12.70	60			●	
	TT43R6003	2.5~3.5		0.3	4.76	12.70	60			●	
	TT43R6004	3.0~3.5		0.4	4.76	12.70	60			●	
	TT32L6000	0.5~2.5		0.0	3.18	9.525	60			●	
	TT32L6001	1.0~2.5		0.1	3.18	9.525	60			●	
	TT32L6002	1.5~2.5		0.2	3.18	9.525	60			●	
	TT32L6003	2.5~3.5		0.3	3.18	9.525	60			●	
	TT43L6001	1.0~3.5		0.1	4.76	12.70	60			●	
	TT43L6002	1.5~3.5		0.2	4.76	12.70	60			●	
	TT43L6003	2.5~3.5		0.3	4.76	12.70	60			●	
	TT43L6004	3.0~3.5		0.4	4.76	12.70	60			●	
钢 Steel										★	
不锈钢 Stainless Steel										★	
铸铁 Cast Iron										☆	
有色金属 Nonferrous Metal											
耐热合金 Heat Resistant Alloy										☆	
淬硬钢 Hardened Steel											

★ 首选Preferred ☆ 可选optional ●标准库存standard stock ○订单生产order production

螺纹刀杆
Threading Holder
SER/L

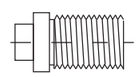

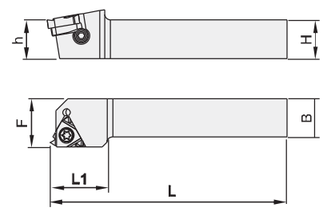

型号 Model 右刀 Right hand	型号 Model 左刀 Left hand	库存 Stock R	库存 Stock L	尺寸 Size (mm) H h	B	L	L1	F	刀片 Insert	垫片 Shim	刀垫螺钉 Insert Screw	螺钉 Shim Screw	扳手 Wrench
SER0808H11	SEL0808H11	○		08	08	100	18	11	11ER/L..		ST11N		TW08P
SER1010H11	SEL1010H11	○		10	10	100	18	11					
SER1212F16	SEL1212F16	○		12	12	80	22	16	16ER/L..		ST16N		TW15P
SER1616H16	SEL1616H16	○		16	16	100	22	16		ATE16 ATI16	ST16	STA16	
SER2020K16	SEL2020K16	○		20	20	125	30	20					
SER2525M16	SEL2525M16	○		25	25	150	30	15					
SER3232P16	SEL3232P16	○		32	32	170	30	32					
SER2020K22	SEL2020K22	○		20	20	125	36	20	22ER/L..	ATE22 ATI22	ST22	STA22	TW15P
SER2525M22	SEL2525M22	○		25	25	150	36	25					
SER3232P22	SEL3232P22	○		32	32	170	36	32					
SER4040R22	SEL4040R22	○		40	40	200	36	40					
SER2525M27	SEL2525M27	○		25	25	150	40	25	27ER/L..	ATE27 ATI27	ST27	STA27	TW25P
SER3232P27	SEL3232P27	○		32	32	170	40	32					
SER4040R27	SEL4040R27	○		40	40	200	40	40					

* 刀片需单独订购。Blades to be ordered separately.

●标准库存Standard inventory ○订单生产The order production

螺纹刀杆
Threading Holder
SIR/L

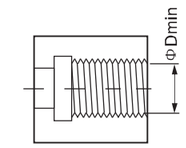

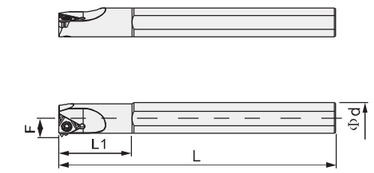

型号 Model 右刀 Right hand	型号 Model 左刀 Left hand	库存 Stock R	库存 Stock L	尺寸 Size (mm) ΦDmin	Φd	L	L1	F	刀片 Insert	垫片 Shim	刀垫螺钉 Insert Screw	螺钉 Shim Screw	扳手 Wrench
SIR0005H06	SIL0005H06	●	○	6.4	12	100	15	4.3	06IR/L..		ST06N		TW06P
SIR0007H06	SIL0007H06	●	○	7.8	16	125	21	5.3					
SIR0008K08	SIL0008K08	●	○	9.0	16	125	24	6.4	08IR/L..		ST08N		TW06P
SIR0010H11	SIL0010H11	●	○	12	10	100	-	7.4	11IR/L..		ST11N		TW08P
SIR0010K11	SIL0010K11	●	○	12	16	125	30	6.5					
SIR0012K11	SIL0012K11	●	○	15	12	140	36	8.0					
SIR0012M16	SIL0012M16	●	○	16	16	150	36	10.0	16IR/L..	ATE16 ATI16	ST16		TW15P
SIR0016P16	SIL0016P16	●	○	19	16	170	-	11.4					
SIR0020P16	SIL0020P16	●	○	24	20	170	-	13.4					
SIR0025R16	SIL0025R16	●	○	29	25	200	-	16.3					
SIR0032S16	SIL0032S16	●	○	36	32	250	-	19.6					
SIR0040T16	SIL0040T16	●	○	44	40	300	-	13.8					
SIR0020P22	SIL0020P22	●	○	24	20	170	-	13.0	22IR/L..	ATE22 ATI22	ST22	STA22	TW15P
SIR0025R22	SIL0025R22	●	○	29	25	200	-	17.2					
SIR0032S16	SIL0032S16	●	○	38	32	250	-	21.5					
SIR0040T22	SIL0040T22	●	○	46	40	300	-	25.8					
SIR0032S27	SIL0032S27	●	○	40	32	250	-	22.4	27IR/L..	ATE27 ATI27	ST27	STA27	TW25P
SIR0040T27	SIL0040T27	●	○	48	40	300	-	26.4					
SIR0050U27	SIL0050U27	●	○	58	50	350	-	31.4					
SIR0060V27	SIL0060V27	●	○	68	60	400	-	36.4					

* 刀片需单独订购。Blades to be ordered separately.

●标准库存Standard inventory ○订单生产The order production

螺纹刀杆
Threading Holder
CSIR/L
ESIR/L

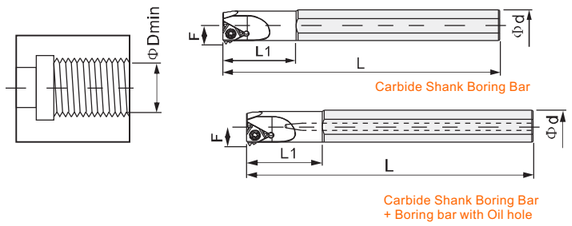

型号 Model 右刀 Right hand	型号 Model 左刀 Left hand	库存 Stock R	库存 Stock L	尺寸 Size (mm) ΦDmin	Φd	L	L1	F	刀片 Insert	垫片 Shim	刀垫螺钉 Insert Screw	螺钉 Shim Screw	扳手 Wrench
CSIR0005H06	CSIL0005H06	O		6.4	6	110	25	4.3	06IR/L..		ST06N		TW06P
CSIR0007K06	CSIL0007K06	O		7.8	8	125	30	5.3					
CSIR0008K08	CSIL0008K08	O		9.0	8	125	35	6.4	08IR/L..		ST08N		TW06P
CSIR0010M11	CSIL0010M11	O		12	10	150	-	7.4	11IR/L..		ST11N		TW08P
CSIR0012P11	CSIL0012P11	O		15	12	170	-	8.5					
CSIR0016R16	CSIL0016R16	O		19	16	200	-	11.4					
CSIR0020S16	CSIL0020S16	O		23	20	250	-	13.7	16IR/L..	ATE16	ST16		TW15P
CSIR0025S16	CSIL0025S16	O		28	25	300	-	16.2		ATI16			
ESIR0005H06	ESIL0005H06	O		6.4	6	110	25	4.3	06IR/L..		ST06N		TW06P
ESIR0007K06	ESIL0007K06	O		7.8	8	125	30	5.3					
ESIR0008K08	ESIL0008K08	O		9.0	8	125	35	6.4	08IR/L..		ST08N		TW06P
ESIR0010M11	ESIL0010M11	O		12	10	150	-	7.6	11IR/L..		ST11N		TW08P
ESIR0012P11	ESIL0012P11	O		15	12	170	-	8.5					
ESIR0016R16	ESIL0016R16	O		19	16	200	-	11.4					
ESIR0020S16	ESIL0020S16	O		23	20	250	-	13.7	16IR/L..	ATE16	ST16		TW15P
ESIR0025S16	ESIL0025S16	O		28	25	300	-	16.2		ATI16			

* 刀片需单独订购。Blades to be ordered separately.

●标准库存Standard inventory ○订单生产The order production

通用型螺纹刀片60°
Partial Profile Thread inserts 60°

外螺纹
External

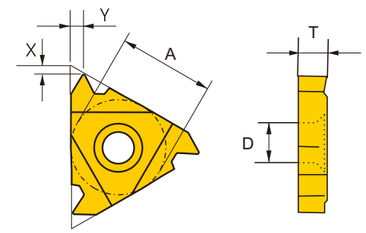

型号 Model	尺寸 Size (mm) A	T	D
16ER/L..	9.525	3.68	4.0
22ER/L..	12.70	4.9	4.85

刀片外形 Insert shape	型号 Model	尺寸与材质 Size and Grades 螺距 Pitch	TPI	R	X	Y	θ°	KTX	KKX	KVX	KW20
	16ERM A60	0.5-1.5		0.06	0.8	0.9	60			●	
	16ERM G60	1.75-3		0.22	1.2	1.7	60			●	
	16ERM AG60	0.5-3		0.06	1.2	1.7	60			●	
	16ER A60	0.5-1.5		0.06	0.8	0.9	60			●	
	16ER G60	1.75-3		0.22	1.2	1.7	60			●	
	16ER AG60	0.5-3		0.06	1.2	1.7	60			●	
	16ELM A60	0.5-1.5		0.06	0.8	0.9	60			●	
	16ELM G60	1.75-3		0.22	1.2	1.7	60			●	
	16ELM AG60	0.5-3		0.06	1.2	1.7	60			●	
	16EL A60	0.5-1.5		0.06	0.8	0.9	60			●	
	16EL G60	1.75-3		0.22	1.2	1.7	60			●	
	16EL AG60	0.5-3		0.06	1.2	1.7	60			●	
钢 Steel										★	
不锈钢 Stainless Steel										★	
铸铁 Cast Iron										☆	
有色金属 Nonferrous Metal											
耐热合金 Heat Resistant Alloy										☆	
淬硬钢 Hardened Steel											

★ 首选Preferred ☆ 可选optional ●标准库存standard stock ○订单生产order production

通用型螺纹刀片60°
Partial Profile Thread inserts 60°

内螺纹
Internal

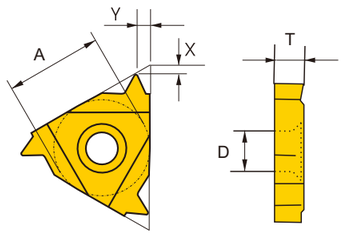

型号 Model	尺寸 Size (mm) A	T	D
06NR..	3.97	1.91	2.3
08NR..	4.76	2.38	2.3
11NR..	6.35	3.18	3.0
16NR..	9.525	3.68	4.0
22NR..	12.70	4.9	4.85

刀片外形 Insert shape	型号 Model	尺寸与材质 Size and Grades 螺距 Pitch	TPI	R	X	Y	θ°	KTX	KKX	KVX	KW20
	06NR A60	0.75-1.25		0.05	0.6	0.6	60			●	
	08NR A60	1.0-1.75		0.07	0.6	0.7	60			●	
	11NR A60	0.5-1.5		0.02	0.8	0.9	60			●	
	16NR A60	0.5-1.5		0.02	0.8	0.9	60			●	
	16NR G60	1.75-3		0.11	1.2	1.7	60			●	
	16NR AG60	0.5-3		0.02	1.2	1.7	60			●	
	22NR N60	3.5-5		0.22	1.7	2.5	60			●	
	06NL A60	0.75-1.25		0.05	0.6	0.6	60			●	
	08NL A60	1.0-1.75		0.07	0.6	0.7	60			●	
	11NL A60	0.5-1.5		0.02	0.8	0.9	60			●	
	16NL A60	0.5-1.5		0.02	0.8	0.9	60			●	
	16NL G60	1.75-3		0.11	1.2	1.7	60			●	
	16NL AG60	0.5-3		0.02	1.2	1.7	60			●	
	22NL N60	3.5-5		0.22	1.7	2.5	60			●	

	KVX
钢 Steel	★
不锈钢 Stainless Steel	★
铸铁 Cast Iron	☆
有色金属 Nonferrous Metal	
耐热合金 Heat Resistant Alloy	☆
淬硬钢 Hardened Steel	

★ 首选Preferred ☆ 可选optional ●标准库存standard stock ○订单生产order production

通用型螺纹刀片55°
Partial Profile Thread inserts 55°

外螺纹
External

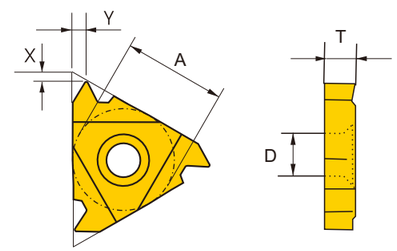

型号 Model	尺寸 Size (mm) A	T	D
16ER/L..	9.525	3.68	4.0
22ER/L..	12.70	4.9	4.85

刀片外形 Insert shape	型号 Model	尺寸与材质 Size and Grades 螺距 Pitch	TPI	R	X	Y	θ°	KTX	KKX	KVX	KW20
	16ERM A55		40-16	0.06	0.8	0.9	55			●	
	16ERM G55		14-8	0.22	1.2	1.7	55			●	
	16ERM AG55		40-8	0.06	1.2	1.7	55			●	
	16ER A55		40-6	0.06	0.8	0.9	55			●	
	16ER G55		14-8	0.22	1.2	1.7	55			●	
	16ER AG55		40-8	0.06	1.2	1.7	55			●	
	22ER N55		7-5	047	1.7	2.5	55			●	
	16ELM A55		40-16	0.06	0.8	0.9	55			●	
	16ELM G55		14-8	0.22	1.2	1.7	55			●	
	16ELM AG55		40-8	0.06	1.2	1.7	55			●	
	16EL A55		40-6	0.06	0.8	0.9	55			●	
	16EL G55		14-8	0.22	1.2	1.7	55			●	
	16EL AG55		40-8	0.06	1.2	1.7	55			●	
	22EL N55		7-5	0.47	1.7	2.5	55			●	

	KVX
钢 Steel	★
不锈钢 Stainless Steel	★
铸铁 Cast Iron	☆
有色金属 Nonferrous Metal	
耐热合金 Heat Resistant Alloy	☆
淬硬钢 Hardened Steel	

★ 首选Preferred ☆ 可选optional ●标准库存standard stock ○订单生产order production

通用型螺纹刀片55°
Partial Profile Thread inserts 55°

内螺纹
Internal

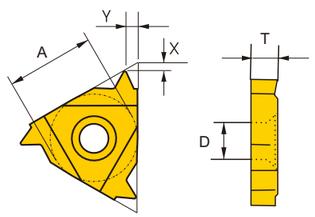

型号 Model	尺寸 Size (mm) A	T	D
06NR..	3.97	1.91	2.3
08NR..	4.76	2.38	2.3
11NR..	6.35	3.18	3.0
16NR..	9.525	3.68	4.0
22NR..	12.70	4.9	4.85

刀片外形 Insert shape	型号 Model	尺寸与材质 Size and Grades 螺距 Pitch	TPI	R	X	Y	θ°	KTX	KKX	KVX	KW20
	06NR A55		24	0.10	0.6	0.6	55			●	
	08NR A55		24,20	0.10	0.6	0.7	55			●	
	11NR A55		40-16	0.06	0.8	0.9	55			●	
	16NR A55		40-16	0.06	0.8	0.9	55			●	
	16NR G55		14-8	0.22	1.2	1.7	55			●	
	16NR AG55		40-8	0.06	1.2	1.7	55			●	
	22NR N55		7-5	0.47	1.7	2.5	55			●	
	06NL A55		24	0.10	0.6	0.6	55			●	
	08NL A55		24,20	0.10	0.6	0.7	55			●	
	11NL A55		40-16	0.06	0.8	0.9	55			●	
	16NL A55		40-16	0.06	0.8	0.9	55			●	
	16NL G55		14-8	0.22	1.2	1.7	55			●	
	16NL AG55		40-8	0.06	1.2	1.7	55			●	
	22NL N55		7-5	0.47	1.7	2.5	55			●	

钢 Steel	★
不锈钢 Stainless Steel	★
铸铁 Cast Iron	☆
有色金属 Nonferrous Metal	
耐热合金 Heat Resistant Alloy	☆
淬硬钢 Hardened Steel	

★ 首选Preferred ☆ 可选optional ●标准库存standard stock ○订单生产order production

ISO-60°标准公制螺纹刀片
ISO-60°Metric Thread inserts

外螺纹
External

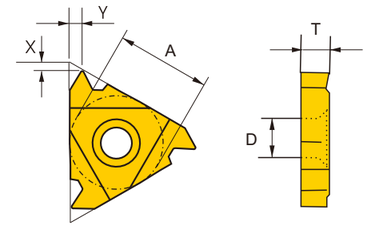

型号 Model	尺寸 Size (mm) A	T	D
16ER/L..	9.525	3.68	4.0
22ER/L..	12.70	4.9	4.85

刀片外形 Insert shape	型号 Model	尺寸与材质 Size and Grades 螺距 Pitch	TPI	R	X	Y	θ°	KTX	KKX	KVX	KW20
	16ERM 1.00 ISO	1.0		0.12	0.7	0.7	60			●	
	16ERM 1.25 ISO	1.25		0.15	0.8	0.9	60			●	
	16ERM 1.50 ISO	1.5		0.19	0.8	1.0	60			●	
	16ERM 1.75 ISO	1.75		0.22	0.9	1.2	60			●	
	16ERM 2.00 ISO	2.0		0.25	1.0	1.3	60			●	
	16ERM 2.50 ISO	2.5		0.33	1.1	1.5	60			●	
	16ERM 3.00 ISO	3.0		0.41	1.2	1.6	60			●	
	16ER 0.50 ISO	0.5		0.06	0.6	0.6	60			●	
	16ER 0.75 ISO	0.75		0.09	0.6	0.6	60			●	
	16ER 1.00 ISO	1.0		0.12	0.7	0.7	60			●	
	16ER 1.25 ISO	1.25		0.15	0.8	0.9	60			●	
	16ER 1.50 ISO	1.5		0.19	0.8	1.0	60			●	
	16ER 1.75 ISO	1.75		0.22	0.9	1.2	60			●	
	16ER 2.00 ISO	2.0		0.25	1.0	1.3	60			●	
	16ER 2.50 ISO	2.5		0.32	1.1	1.5	60			●	
	16ER 3.00 ISO	3.0		0.41	1.2	1.6	60			●	
	22ER 3.00 ISO	3.0		0.41	1.2	1.6	60			●	
	22ER 3.50 ISO	3.5		0.48	1.6	2.3	60			●	
	22ER 4.00 ISO	4.0		0.55	1.6	2.3	60			●	
	22ER 4.50 ISO	4.0		0.62	1.7	2.4	60			●	
	22ER 5.00 ISO	5.0		0.70	1.7	2.5	60			●	
	16ELM 1.00 ISO	1.0		0.12	0.7	0.7	60			●	
	16ELM 1.25 ISO	1.25		0.15	0.8	0.9	60			●	
	16ELM 1.50 ISO	1.5		0.19	0.8	1.0	60			●	
	16ELM 1.75 ISO	1.75		0.22	0.9	1.2	60			●	
	16ELM 2.00 ISO	2.0		0.25	1.0	1.3	60			●	
	16ELM 2.50 ISO	2.5		0.33	1.1	1.5	60			●	
	16ELM 3.00 ISO	3.0		0.41	1.2	1.6	60			●	
	16EL 0.50 ISO	0.5		0.06	0.6	0.6	60			●	
	16EL 0.75 ISO	0.75		0.09	0.6	0.6	60			●	
	16EL 1.00 ISO	1.0		0.12	0.7	0.7	60			●	
	16EL 1.25 ISO	1.25		0.15	0.8	0.9	60			●	
	16EL 1.50 ISO	1.5		0.19	0.8	1.0	60			●	
	16EL 1.75 ISO	1.75		0.22	0.9	1.2	60			●	
	16EL 2.00 ISO	2.0		0.25	1.0	1.3	60			●	
	16EL 2.50 ISO	2.5		0.32	1.1	1.5	60			●	
	16EL 3.00 ISO	3.0		0.41	1.2	1.6	60			●	
	22EL 3.00 ISO	3.0		0.41	1.2	1.6	60			●	
	22EL 3.50 ISO	3.5		0.48	1.6	2.3	60			●	
	22EL 4.00 ISO	4.0		0.55	1.6	2.3	60			●	
	22EL 4.50 ISO	4.0		0.62	1.7	2.4	60			●	
	22EL 5.00 ISO	5.0		0.70	1.7	2.5	60			●	

钢 Steel	★
不锈钢 Stainless Steel	★
铸铁 Cast Iron	☆
有色金属 Nonferrous Metal	
耐热合金 Heat Resistant Alloy	☆
淬硬钢 Hardened Steel	

★ 首选Preferred ☆ 可选optional ●标准库存standard stock ○订单生产order production

ISO-60°标准公制螺纹刀片
ISO-60°Metric Thread inserts

内螺纹
Internal

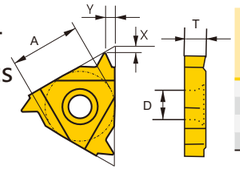

型号 Model	尺寸 Size (mm) A	T	D
11NR..	6.35	3.18	3.0
16NR..	9.525	3.68	4.0
22NR..	12.70	4.9	4.85

刀片外形 Insert shape	型号 Model	尺寸与材质 Size and Grades 螺距 Pitch	TPI	R	X	Y	θ°	KTX	KKX	KVX	KW20
	11NRM 1.00 ISO	1.0		0.07	0.6	0.7	60			●	
	11NRM 1.25 ISO	1.25		0.08	0.8	0.9	60			●	
	11NRM 1.50 ISO	1.5		0.11	0.8	1.0	60			●	
	11NRM 1.75 ISO	1.75		0.12	0.9	1.1	60			●	
	16NRM 1.00 ISO	1.0		0.07	0.6	0.7	60			●	
	16NRM 1.25 ISO	1.25		0.08	0.8	0.9	60			●	
	16NRM 1.50 ISO	1.5		0.11	0.8	1.0	60			●	
	16NRM 1.75 ISO	1.75		0.12	0.9	1.2	60			●	
	16NRM 2.00 ISO	2.0		0.14	1.0	1.3	60			●	
	16NRM 2.50 ISO	2.5		0.17	1.1	1.5	60			●	
	16NRM 3.00 ISO	3.0		0.19	1.1	1.5	60			●	
	11NR 0.50 ISO	0.5		0.03	0.6	0.6	60			●	
	11NR 0.75 ISO	0.75		0.05	0.6	0.6	60			●	
	11NR 1.00 ISO	1.0		0.07	0.6	0.7	60			●	
	11NR 1.25 ISO	1.25		0.08	0.8	0.9	60			●	
	11NR 1.50 ISO	1.5		0.11	0.8	1.0	60			●	
	11NR 1.75 ISO	1.75		0.12	0.9	1.1	60			●	
	11NR 2.00 ISO	2.0		0.14	0.8	0.9	60			●	
	16NR 1.00 ISO	1.0		0.07	0.6	0.7	60			●	
	16NR 1.25 ISO	1.25		0.08	0.8	0.9	60			●	
	16NR 1.50 ISO	1.5		0.11	0.8	1.0	60			●	
	16NR 1.75 ISO	1.75		0.12	0.9	1.2	60			●	
	16NR 2.00 ISO	2.0		0.14	1.0	1.3	60			●	
	16NR 2.50 ISO	2.5		0.16	1.1	1.5	60			●	
	16NR 3.00 ISO	3.0		0.19	1.1	1.5	60			●	
	22NR 3.00 ISO	3.0		0.19	1.1	1.5	60			●	
	22NR 3.50 ISO	3.5		0.23	1.6	2.3	60			●	
	22NR 4.00 ISO	4.0		0.26	1.6	2.3	60			●	
	22NR 4.50 ISO	4.5		0.30	1.6	2.3	60			●	
	22NR 5.00 ISO	5.0		0.34	1.6	2.3	60			●	
	11NLM 1.00 ISO	1.0		0.07	0.6	0.7	60			●	
	11NLM 1.25 ISO	1.25		0.08	0.8	0.9	60			●	
	11NLM 1.50 ISO	1.5		0.11	0.8	1.0	60			●	
	11NLM 1.75 ISO	1.75		0.12	0.9	1.1	60			●	
	16NLM 1.00 ISO	1.0		0.07	0.6	0.7	60			●	
	16NLM 1.25 ISO	1.25		0.08	0.8	0.9	60			●	
	16NLM 1.50 ISO	1.5		0.11	0.8	1.0	60			●	
	16NLM 1.75 ISO	1.75		0.12	0.9	1.2	60			●	
	16NLM 2.00 ISO	2.0		0.14	1.0	1.3	60			●	
	16NLM 2.50 ISO	2.5		0.17	1.1	1.5	60			●	
	16NLM 3.00 ISO	3.0		0.19	1.1	1.5	60			●	
	11NL 0.50 ISO	0.5		0.03	0.6	0.6	60			●	
	11NL 0.75 ISO	0.75		0.05	0.6	0.6	60			●	
	11NL 1.00 ISO	1.0		0.07	0.6	0.7	60			●	
	11NL 1.25 ISO	1.25		0.08	0.8	0.9	60			●	
	11NL 1.50 ISO	1.5		0.11	0.8	1.0	60			●	
	11NL 1.75 ISO	1.75		0.12	0.9	1.1	60			●	
	11NL 2.00 ISO	2.0		0.14	0.8	0.9	60			●	
	16NL 1.00 ISO	1.0		0.07	0.6	0.7	60			●	
	16NL 1.25 ISO	1.25		0.08	0.8	0.9	60			●	
	16NL 1.50 ISO	1.5		0.11	0.8	1.0	60			●	
	16NL 1.75 ISO	1.75		0.12	0.9	1.2	60			●	
	16NL 2.00 ISO	2.0		0.14	1.0	1.3	60			●	
	16NL 2.50 ISO	2.5		0.16	1.1	1.5	60			●	
	16NL 3.00 ISO	3.0		0.19	1.1	1.5	60			●	
	22NL 3.00 ISO	3.0		0.19	1.1	1.5	60			●	
	22NL 3.50 ISO	3.5		0.23	1.6	2.3	60			●	
	22NL 4.00 ISO	4.0		0.26	1.6	2.3	60			●	
	22NL 4.50 ISO	4.5		0.30	1.6	2.3	60			●	
	22NL 5.00 ISO	5.0		0.34	1.6	2.3	60			●	
钢 Steel										★	
不锈钢 Stainless Steel										★	
铸铁 Cast Iron										☆	
有色金属 Nonferrous Metal											
耐热合金 Heat Resistant Alloy										☆	
淬硬钢 Hardened Steel											

★ 首选Preferred ☆ 可选optional ●标准库存standard stock ○订单生产order production

UN-60°美制标准螺纹刀片
UN-60°American Thread Inserts

外螺纹
External

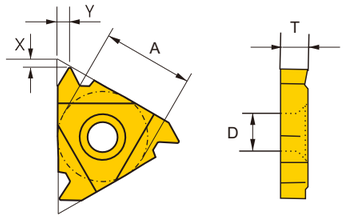

型号 Model	尺寸 Size (mm) A	T	D
16ER/L..	9.525	3.68	4.0
22ER/L..	12.70	4.9	4.85

刀片外形 Insert shape	型号 Model	尺寸与材质 Size and Grades 螺距 Pitch	TPI	R	X	Y	θ°	KTX	KKX	KVX	KW20
	16ERM 24 UN		24	0.12	0.8	0.9	60			●	
	16ERM 20 UN		20	0.15	0.8	1.0	60			●	
	16ERM 18 UN		18	0.18	0.9	1.1	60			●	
	16ERM 16 UN		16	0.20	1.0	1.2	60			●	
	16ERM 14 UN		14	0.23	1.0	1.3	60			●	
	16ERM 13 UN		13	0.25	1.1	1.4	60			●	
	16ERM 12 UN		12	0.27	1.1	1.5	60			●	
	16ERM 10 UN		10	0.34	1.1	1.5	60			●	
	16ERM 08 UN		8	0.43	1.2	1.6	60			●	
	16ER 24 UN		24	0.13	0.7	0.8	60			●	
	16ER 20 UN		20	0.16	0.8	0.9	60			●	
	16ER 18 UN		18	0.18	0.8	1.0	60			●	
	16ER 16 UN		16	0.20	0.9	1.1	60			●	
	16ER 14 UN		14	0.23	1.0	1.2	60			●	
	16ER 12UN		12	0.27	1.1	1.4	60			●	
	22ER 08 UN		8	0.43	1.2	1.6	60			●	
	16ELM 24 UN		24	0.12	0.7	0.9	60			●	
	16ELM 20 UN		20	0.15	0.8	1.0	60			●	
	16ELM 18 UN		18	0.18	0.9	1.1	60			●	
	16ELM 16 UN		16	0.20	1.0	1.2	60			●	
	16ELM 14 UN		14	0.23	1.0	1.3	60			●	
	16ELM 13 UN		13	0.25	1.1	1.4	60			●	
	16ELM 12 UN		12	0.27	1.1	1.5	60			●	
	16ELM 10 UN		10	0.34	1.1	1.5	60			●	
	16ELM 08 UN		8	0.43	1.2	1.6	60			●	
	16EL 24 UN		24	0.13	0.7	0.8	60			●	
	16EL 20 UN		20	0.16	0.8	0.9	60			●	
	16EL 18 UN		18	0.18	0.8	1.0	60			●	
	16EL 16 UN		16	0.20	0.9	1.1	60			●	
	16EL 14 UN		14	0.23	1.0	1.2	60			●	
	16EL12UN		12	0.27	1.1	1.4	60			●	
	22EL 08 UN		8	0.43	1.2	1.6	60			●	
钢 Steel										★	
不锈钢 Stainless Steel										★	
铸铁 Cast Iron										☆	
有色金属 Nonferrous Metal											
耐热合金 Heat Resistant Alloy										☆	
淬硬钢 Hardened Steel											

★ 首选Preferred ☆ 可选optional ●标准库存standard stock ○订单生产order production

UN-60°美制标准螺纹刀片
UN-60°American Thread Inserts

内螺纹
Internal

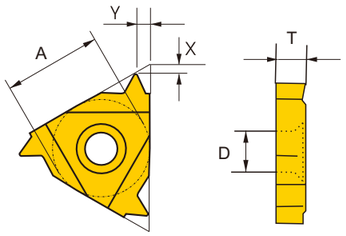

型号 Model	尺寸 Size (mm) A	T	D
16NR/L..	9.525	3.68	4.0
22NR/L..	12.70	4.9	4.85

刀片外形 Insert shape	型号 Model	尺寸与材质 Size and Grades 螺距 Pitch	TPI	R	X	Y	θ°	KTX	KKX	KVX	KW20
	16NRM 24 UN		24	0.06	0.7	0.8	60			●	
	16NRM 20 UN		20	0.08	0.8	0.9	60			●	
	16NRM 18 UN		18	0.09	0.8	1.0	60			●	
	16NRM 16 UN		16	0.10	0.9	1.1	60			●	
	16NRM 14 UN		14	0.12	0.9	1.2	60			●	
	16NRM 13 UN		13	0.13	1.0	1.3	60			●	
	16NRM 12 UN		12	0.14	1.1	1.4	60			●	
	16NRM 10 UN		10	0.17	1.1	1.5	60			●	
	16NRM 08 UN		8	0.21	1.1	1.5	60			●	
	16NR 24 UN		24	0.05	0.7	0.8	60			●	
	16NR 20 UN		20	0.07	0.8	0.9	60			●	
	16NR 18 UN		18	0.09	0.8	1.0	60			●	
	16NR 16 UN		16	0.10	0.9	1.1	60			●	
	16NR 14 UN		14	0.12	0.9	1.2	60			●	
	16NR 12UN		12	0.14	1.1	1.4	60			●	
	22NR 08 UN		8	0.20	1.1	1.5	60			●	
	16NLM 24 UN		24	0.06	0.7	0.8	60			●	
	16NLM 20 UN		20	0.08	0.8	0.9	60			●	
	16NLM 18 UN		18	0.09	0.8	1.0	60			●	
	16NLM 16 UN		16	0.10	0.9	1.1	60			●	
	16NLM 14 UN		14	0.12	0.9	1.2	60			●	
	16NLM 13 UN		13	0.13	1.0	1.3	60			●	
	16NLM 12 UN		12	0.14	1.1	1.4	60			●	
	16NLM 10 UN		10	0.17	1.1	1.5	60			●	
	16NLM 08 UN		8	0.21	1.1	1.5	60			●	
	16NL 24 UN		24	0.05	0.7	0.8	60			●	
	16NL 20 UN		20	0.07	0.8	0.9	60			●	
	16NL 18 UN		18	0.09	0.8	1.0	60			●	
	16NL 16 UN		16	0.10	0.9	1.1	60			●	
	16NL 14 UN		14	0.12	0.9	1.2	60			●	
	16NL12UN		12	0.14	1.1	1.4	60			●	
	22NL 08 UN		8	0.20	1.1	1.5	60			●	
钢 Steel										★	
不锈钢 Stainless Steel										★	
铸铁 Cast Iron										☆	
有色金属 Nonferrous Metal											
耐热合金 Heat Resistant Alloy										☆	
淬硬钢 Hardened Steel											

★ 首选Preferred ☆ 可选optional ●标准库存standard stock ○订单生产order production

W-55°惠氏螺纹刀片
W-55°Whitworth Thread Inserts

外螺纹
External

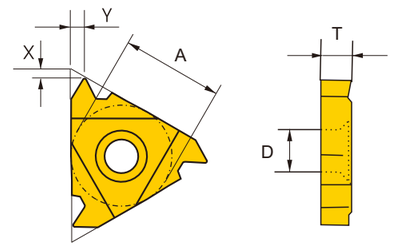

型号 Model	尺寸 Size (mm) A	T	D
16ER/L..	9.525	3.68	4.0
22ER/L..	12.70	4.9	4.85

刀片外形 Insert shape	型号 Model	尺寸与材质 Size and Grades 螺距 Pitch	TPI	R	X	Y	θ°	KTX	KKX	KVX	KW20
	16ERM 19W		19	0.16	0.8	1.0	55			●	
	16ERM 16W		16	0.19	0.9	1.1	55			●	
	16ERM 14W		14	0.23	1.0	1.2	55			●	
	16ERM 11W		11	0.30	1.1	1.5	55			●	
	16ER 19W		19	0.16	0.8	1.0	55			●	
	16ER14W		14	0.23	1.0	1.2	55			●	
	16ER 11W		11	0.30	1.1	1.5	55			●	
	16ELM 19W		19	0.16	0.8	1.0	55			●	
	16ELM 16W		16	0.19	0.9	1.1	55			●	
	16ELM 14W		14	0.23	1.0	1.2	55			●	
	16ELM 11W		11	0.30	1.1	1.5	55			●	
	16EL 19W		19	0.16	0.8	1.0	55			●	
	16EL14W		14	0.23	1.0	1.2	55			●	
	16EL 11W		11	0.30	1.1	1.5	55			●	
钢 Steel										★	
不锈钢 Stainless Steel										★	
铸铁 Cast Iron										☆	
有色金属 Nonferrous Metal											
耐热合金 Heat Resistant Alloy										☆	
淬硬钢 Hardened Steel											

★ 首选Preferred ☆ 可选optional ●标准库存standard stock ○订单生产order production

W-55°惠氏螺纹刀片
W-55°Whitworth Thread Inserts

内螺纹
Internal

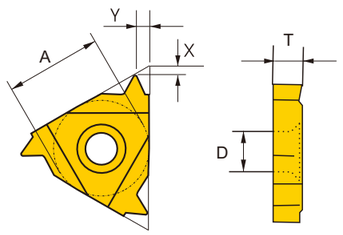

型号 Model	尺寸 Size (mm)		
	A	T	D
16NR/L..	9.525	3.68	4.0
22NR/L..	12.70	4.9	4.85

刀片外形 Insert shape	型号 Model	尺寸与材质 Size and Grades									
		螺距 Pitch	TPI	R	X	Y	θ°	KTX	KKX	KVX	KW20
	16NRM 19W		19	0.16	0.8	1.0	55			●	
	16NRM 16W		16	0.19	0.9	1.2	55			●	
	16NRM 14W		14	0.23	1.0	1.4	55			●	
	16NRM 11W		11	0.30	1.1	1.5	55			●	
	16NR 14W		14	0.23	1.0	1.2	55			●	
	16NR 11W		11	0.30	1.1	1.5	55			●	
	16NLM 19W		19	0.16	0.8	1.0	55			●	
	16NLM 16W		16	0.19	0.9	1.2	55			●	
	16NLM 14W		14	0.23	1.0	1.4	55			●	
	16NLM 11W		11	0.30	1.1	1.5	55			●	
	16NL 14W		14	0.23	1.0	1.2	55			●	
	16NL 11W		11	0.30	1.1	1.5	55			●	
钢 Steel										★	
不锈钢 Stainless Steel										★	
铸铁 Cast Iron										☆	
有色金属 Nonferrous Metal											
耐热合金 Heat Resistant Alloy										☆	
淬硬钢 Hardened Steel											

★ 首选Preferred ☆ 可选optional ●标准库存standard stock ○订单生产order production

BSPT-55°英制标准锥度管螺纹刀片
BSPT-55°British standard Pipe Thread Inserts

外螺纹
External

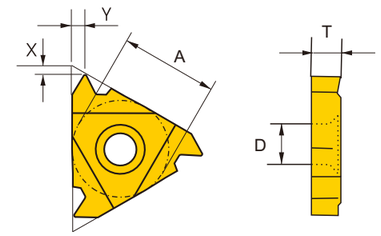

型号 Model	尺寸 Size (mm)		
	A	T	D
16ER/L..	9.525	3.68	4.0
22ER/L..	12.70	4.9	4.85

刀片外形 Insert shape	型号 Model	尺寸与材质 Size and Grades									
		螺距 Pitch	TPI	R	X	Y	θ°	KTX	KKX	KVX	KW20
	16ERM 28BSPT		28	0.10	0.6	0.6	55			●	
	16ERM 19BSPT		19	0.16	0.8	0.9	55			●	
	16ERM 14BSPT		14	0.22	1.0	1.2	55			●	
	16ERM 11BSPT		11	0.29	1.1	1.5	55			●	
	16ER 28BSPT		28	0.10	0.6	0.6	55			●	
	16ER 19BSPT		19	0.16	0.8	0.9	55			●	
	16ER 14BSPT		14	0.22	1.0	1.2	55			●	
	16ER 11BSPT		11	0.29	1.1	1.5	55			●	
	16ELM 28BSPT		28	0.10	0.6	0.6	55			●	
	16ELM 19BSPT		19	0.16	0.8	0.9	55			●	
	16ELM 14BSPT		14	0.22	1.0	1.2	55			●	
	16ELM 11BSPT		11	0.29	1.1	1.5	55			●	
	16EL 28BSPT		28	0.10	0.6	0.6	55			●	
	16EL 19BSPT		19	0.16	0.8	0.9	55			●	
	16EL 14BSPT		14	0.22	1.0	1.2	55			●	
	16EL 11BSPT		11	0.29	1.1	1.5	55			●	
钢 Steel										★	
不锈钢 Stainless Steel										★	
铸铁 Cast Iron										☆	
有色金属 Nonferrous Metal											
耐热合金 Heat Resistant Alloy										☆	
淬硬钢 Hardened Steel											

★ 首选Preferred ☆ 可选optional ●标准库存standard stock ○订单生产order production

BSPT-55°英制标准锥度管螺纹刀片
BSPT-55°British standard Pipe Thread Inserts

内螺纹
Internal

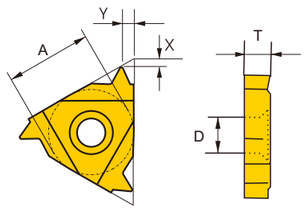

型号 Model	尺寸 Size (mm) A	T	D
11NR..	6.35	3.18	3.0
16NR..	9.525	3.68	4.0

刀片外形 Insert shape	型号 Model	尺寸与材质 Size and Grades 螺距 Pitch	TPI	R	X	Y	θ°	KTX	KKX	KVX	KW20
	11NRM 28BSPT		28	0.10	0.6	0.6	55			●	
	11NRM 19BSPT		19	0.16	0.8	0.9	55			●	
	11NRM 14BSPT		14	0.22	0.9	1.0	55			●	
	16NRM 14BSPT		14	0.22	1.0	1.2	55			●	
	16NRM 11BSPT		11	0.29	1.1	1.5	55			●	
	11NR 28BSPT		28	0.10	0.6	0.6	55			●	
	11NR 19BSPT		19	0.16	0.8	0.9	55			●	
	11NR 14BSPT		14	0.22	0.9	1.0	55			●	
	16NR 14BSPT		14	0.22	1.0	1.2	55			●	
	16NR 11BSPT		11	0.29	1.1	1.5	55			●	
	11NLM 28BSPT		28	0.10	0.6	0.6	55			●	
	11NLM 19BSPT		19	0.16	0.8	0.9	55			●	
	11NLM 14BSPT		14	0.22	0.9	1.0	55			●	
	16NLM 14BSPT		14	0.22	1.0	1.2	55			●	
	16NLM 11BSPT		11	0.29	1.1	1.5	55			●	
	11NL 28BSPT		28	0.10	0.6	0.6	55			●	
	11NL 19BSPT		19	0.16	0.8	0.9	55			●	
	11NL 14BSPT		14	0.22	0.9	1.0	55			●	
	16NL 14BSPT		14	0.22	1.0	1.2	55			●	
	16NL 11BSPT		11	0.29	1.1	1.5	55			●	
钢 Steel										★	
不锈钢 Stainless Steel										★	
铸铁 Cast Iron										☆	
有色金属 Nonferrous Metal											
耐热合金 Heat Resistant Alloy										☆	
淬硬钢 Hardened Steel											

★ 首选Preferred ☆ 可选optional ●标准库存standard stock ○订单生产order production

NPT-60°美制标准锥管螺纹刀片
NPT-60° American National pipe Thread Inserts

外螺纹
External

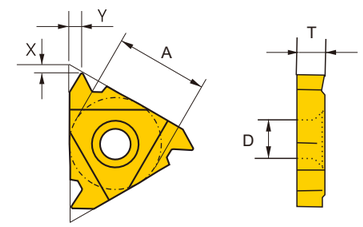

型号 Model	尺寸 Size (mm) A	T	D
16ER/L..	9.525	3.68	4.0
22ER/L..	12.70	4.9	4.85

刀片外形 Insert shape	型号 Model	尺寸与材质 Size and Grades 螺距 Pitch	TPI	R	X	Y	θ°	KTX	KKX	KVX	KW20
	16ER 18NPT		18	0.04	0.8	1.0	60			●	
	16ER 14NPT		14	0.05	0.9	1.2	60			●	
	16ER 11.5NPT		11.5	0.06	1.1	1.5	60			●	
	16EL 18NPT		18	0.04	0.8	1.0	60			●	
	16EL 14NPT		14	0.05	0.9	1.2	60			●	
	16EL 11.5NPT		11.5	0.06	1.1	1.5	60			●	
钢 Steel										★	
不锈钢 Stainless Steel										★	
铸铁 Cast Iron										☆	
有色金属 Nonferrous Metal											
耐热合金 Heat Resistant Alloy										☆	
淬硬钢 Hardened Steel											

★ 首选Preferred ☆ 可选optional ●标准库存standard stock ○订单生产order production

NPT-60°美制标准锥管螺纹刀片
NPT-60° American National pipe Thread Inserts

内螺纹
Internal

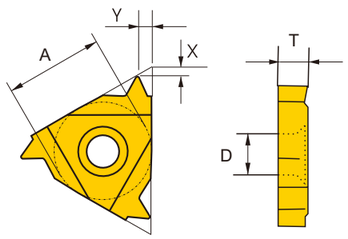

型号 Model	尺寸 Size (mm) A	T	D
16NR/L..	9.525	3.68	4.0
22NR/L..	12.70	4.9	4.85

刀片外形 Insert shape	型号 Model	尺寸与材质 Size and Grades 螺距 Pitch	TPI	R	X	Y	θ°	KTX	KKX	KVX	KW20
	16NR 18NPT		18	0.04	0.8	1.0	60			●	
	16NR 14NPT		14	0.05	0.9	1.2	60			●	
	16NR 11.5NPT		11.5	0.06	1.1	1.5	60			●	
	16NL 18NPT		18	0.04	0.8	1.0	60			●	
	16NL 14NPT		14	0.05	0.9	1.2	60			●	
	16NL 11.5NPT		11.5	0.06	1.1	1.5	60			●	
钢 Steel										★	
不锈钢 Stainless Steel										★	
铸铁 Cast Iron										☆	
有色金属 Nonferrous Metal											
耐热合金 Heat Resistant Alloy										☆	
淬硬钢 Hardened Steel											

★ 首选Preferred ☆ 可选optional ●标准库存standard stock ○订单生产order production

TR-30°梯形螺纹刀片
TR-30°Trapez Thread Inserts

外螺纹
External

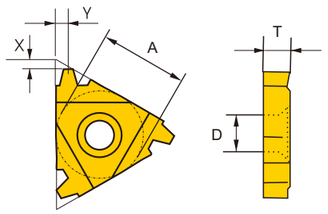

型号 Model	尺寸 Size (mm) A	T	D
16ER/L..	9.525	3.68	4.0
22ER/L..	12.70	4.9	4.85

刀片外形 Insert shape	型号 Model	尺寸与材质 Size and Grades 螺距 Pitch	TPI	R	X	Y	θ°	KTX	KKX	KVX	KW20
	16ER 2.0TR	2.0		0.20	1.1	1.3	30			●	
	16ER 3.0TR	3.0		0.20	1.3	1.5	30			●	
	22ER 4.0TR	4.0		0.20	1.7	1.9	30			●	
	22ER 5.0TR	5.0		0.20	2.1	2.5	30			●	
	16EL 2.0TR	2.0		0.20	1.1	1.3	30			●	
	16EL 3.0TR	3.0		0.20	1.3	1.5	30			●	
	22EL 4.0TR	4.0		0.20	1.7	1.9	30			●	
	22EL 5.0TR	5.0		0.20	2.1	2.5	30			●	
钢 Steel										★	
不锈钢 Stainless Steel										★	
铸铁 Cast Iron										☆	
有色金属 Nonferrous Metal											
耐热合金 Heat Resistant Alloy										☆	
淬硬钢 Hardened Steel											

★ 首选Preferred ☆ 可选optional ●标准库存standard stock ○订单生产order production

TR-30°梯形螺纹刀片
TR-30°Trapez Thread Inserts

内螺纹
Internal

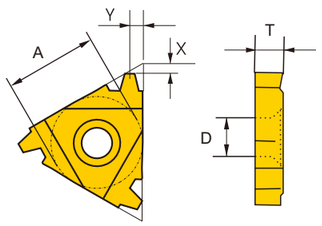

型号 Model	尺寸 Size (mm)		
	A	T	D
16NR/L..	9.525	3.68	4.0
22NR/L..	12.70	4.9	4.85

刀片外形 Insert shape	型号 Model	尺寸与材质 Size and Grades									
		螺距 Pitch	TPI	R	X	Y	θ°	KTX	KKX	KVX	KW20
	16NR 2.0TR	2.0		0.20	1.1	1.3	30			●	
	16NR 3.0TR	3.0		0.20	1.3	1.5	30			●	
	22NR 4.0TR	4.0		0.20	1.7	1.9	30			●	
	22NR 5.0TR	5.0		0.20	2.1	2.5	30			●	
	16NL 2.0TR	2.0		0.20	1.1	1.3	30			●	
	16NL 3.0TR	3.0		0.20	1.3	1.5	30			●	
	22NL 4.0TR	4.0		0.20	1.7	1.9	30			●	
	22NL 5.0TR	5.0		0.20	2.1	2.5	30			●	
钢 Steel										★	
不锈钢 Stainless Steel										★	
铸铁 Cast Iron										☆	
有色金属 Nonferrous Metal											
耐热合金 Heat Resistant Alloy										☆	
淬硬钢 Hardened Steel											

★ 首选Preferred ☆ 可选optional ●标准库存standard stock ○订单生产order production

推荐切削条件表
Recommended Cutting Conditions

工件材料 Workpiece Materials			布氏硬度 HB	切削速度推荐值Vc(m/min) Recommended Cutting Speed							
				KTX		KKX		KVX		KW20	
				ER	NR	ER	NR	ER	NR	ER	NR
P	碳素钢 Carbon Steel	低碳钢 C=0.1-0.25%	125	100-190	90-180			130-190	110-180		
		中碳钢 C=0.25-0.55%	150	100-170	90-160			130-170	110-160		
		高碳钢 C=0.55-0.85%	170	80-160	70-150			110-160	100-150		
	合金钢 Alloy Steel	易车铁	180	80-160	70-150			120-170	110-150		
		淬火钢 HRC=28-40		70-130	60-120			100-150	80-120		
		淬火钢 HRC=41-48		60-100	50-80			80-130	60-90		
		淬火钢 HRC=49-55		40-60	40-60			50-70	40-70		
	铸造钢 Casting Steel	低碳钢 Low Carbon Steel	200	70-140	70-130			100-180	100-160		
		中碳钢 Medium Carbon Steel	250	60-130	60-120			90-170	90-150		
	锻造钢 Forging Steel	低碳钢 Low Carbon Steel	230	60-130	60-120			100-150	100-130		
		中碳钢 Medium Carbon Steel	280	60-120	60-110			100-130	100-120		
M	不锈钢-棒料/锻料 Stainless Steel	奥氏体 Austenite	200			80-120	60-100	100-150	80-130		
	奥氏体 Austenite	预淬火 Pre quenching	330			60-80	50-80	70-100	70-100		
	不锈钢-棒料/锻料 Stainless Steel	易车锈钢 Easy car stainless steel	200			80-120	60-100	100-150	80-130		
	铁素体/马氏体 Ferrite/Martensite	预淬火 Pre quenching	330			50-70	50-70	80-100	60-80		
		淬硬 hardened	330			60-90	50-80	60-90	50-80		
	不锈钢-棒料/锻料 Stainless Steel	C≥0.05%	230			40-60	40-60	50-70	45-70		
	铁素体/奥氏体 Ferrite/Austenite	C＜0.05%	260			70-80	50-70	70-80	55-80		
	不锈钢-铸造 Stainless Steel Casting	奥氏体 Austenite	200			80-120	60-100	100-150	100-130		
	奥氏体 Austenite	淬硬	330			45-70	50-70	70-90	60-80		
	不锈钢-铸造 Stainless Steel Casting	马氏体 Martensite	200			80-120	60-100	100-150	100-130		
	铁素体/马氏体 Ferrite/Martensite	淬硬	330			45-60	45-70	45-70	45-70		
	不锈钢-铸造 Stainless Steel Casting	C≥0.05%	230			40-60	40-65	45-70	45-70		
	铁素体/奥氏体 Ferrite/Austenite	C＜0.05%	260			45-70	45-70	50-80	50-80		
K	灰口铸铁 Gray Cast iron	铁素体 Ferrite	130	100-190	100-180			100-190	100-180		
		球光体 Pearlite	230	80-150	80-150			80-150	80-150		
	球墨铸铁 Nodular Cast iron	铁素体 Ferrite	180	100-160	90-160			100-160	90-160		
		球光体 Pearlite	260	100-150	90-150			100-150	90-150		
	可锻铸铁 Malleable Cast iron	铁素体 Ferrite	160	110-170	110-170			110-170	110-170		
		球光体 Pearlite	260	100-120	100-120			100-120	100-120		
N	铝合金 Aluminium Alloys	非时效淬硬 Non-aging Hardened	60							180-280	180-300
		时效淬硬 Aging Hardened	100							100-220	100-220
		高硅合金 13-22% Si	130							80-180	80-180
	铜和铜合金 Copper Alloy	黄铜 Brass	100							100-220	100-220
		青铜 Bronze	100							100-220	100-220

车削刀片
Turning Insert

推荐切削条件表
Recommended Cutting Conditions

工件材料 Workpiece Materials			布氏硬度 HB	切削速度推荐值Vc(m/min) Recommended Cutting Speed																				
				KC1115 f(mm)			KC1125 f(mm)			KC1135 f(mm)			KC3110 f(mm)			KC3125 f(mm)			KT20 f(mm)			KW20 f(mm)		
				0.1	0.2	0.3	0.1	0.2	0.4	0.1	0.2	0.6	0.1	0.2	0.4	0.1	0.2	0.3	0.1	0.2	0.4	0.1	0.2	0.3
P	碳素钢 Catbon Steel	约0.15%C退火 About 0.15%C,Annealed	125	500	440	390	430	380	300	370	250	200				200	160	120						
P	碳素钢 Catbon Steel	约0.45%C退火 About 0.45%C,Annealed	190	430	380	320	360	310	250	310	220	180				185	145	110						
P	碳素钢 Catbon Steel	约0.45%C调质 About 0.45%C,Quenched	250	300	270	240	270	230	190	220	180	140				150	120	90						
P	碳素钢 Catbon Steel	约0.75%C退火 About 0.75%C,Annealed	270	320	300	270	320	280	220	260	200	160				160	135	105						
P	碳素钢 Catbon Steel	约0.75%C调质 About 0.75%C,Quenched	300	260	240	220	230	200	170	200	120	90				140	110	85						
P	低合金钢 Low Alloy Steel	退火 Annealed	180	370	320	280	330	280	220	260	180	160				140	100	85						
P	低合金钢 Low Alloy Steel	调质 Quenched and Tempered	275	290	240	200	260	220	180	190	140	100				120	90	75						
P	低合金钢 Low Alloy Steel	调质 Quenched and Tempered	300	260	220	180	230	200	150	160	120	90				100	90	70						
P	低合金钢 Low Alloy Steel	调质 Quenched and Tempered	350	240	200	160	200	160	120	140	90	80				95	75	55						
P	高合金钢 High Alloy Steel	退火 Annealed	200	360	300	260	320	270	220	260	180	100				75	70	55						
P	工具钢 Tool Steel	淬火并回火 Quenched and Tempered	325	200	160	120	180	140	100	90	70	50				60	60	50						
M	不锈钢 Stainless Steel	铁素体/马氏体 Ferrite/Martensite	200													120	100	90						
M	不锈钢 Stainless Steel	马氏体 Martensite	280													100	95	85						
M	不锈钢 Stainless Steel	奥氏体 Austenite	180													90	80	70						
K	灰口铸铁 Gray Cast iron	球光体/铁素体 Pearlite/Ferrite	180										360	270	190	130	100							
K	灰口铸铁 Gray Cast iron	球光体/马氏体 Pearlite/Martensite	260										240	170	130	80	80							
K	球墨铸铁 Nodular Cast iron	铁素体 Ferrite	160										270	210	160	115	110							
K	球墨铸铁 Nodular Cast iron	球光体 Pearlite	250										210	170	130	100	90							
K	可锻铸铁 Malleable Cast iron	铁素体 Ferrite	130										330	300	180	130	135							
K	可锻铸铁 Malleable Cast iron	球光体 Pearlite	230										210	140	140	105	100							
N	铝合金 Aluminium Alloys	非时效淬硬 Non-aging Hardened	60																			2900	2200	1600
N	铝合金 Aluminium Alloys	时效淬硬 Aging Hardened	100																			900	720	360
N	铜和铜合金 Copper Alloy	易切削合金 Free Cutting Alloys	110																			720	480	320
N	铜和铜合金 Copper Alloy	黄铜 Brass	90																			480	360	300
N	铜和铜合金 Copper Alloy	青铜和电解铜 Bronze & Electrolytic Copper	100																			340	240	160
S	耐热合金 Heat Resistant Alloy	铁基合金 Iron base alloy	280																					
S	耐热合金 Heat Resistant Alloy	钴基合金 Cobalt base alloy	320																					
S	耐热合金 Heat Resistant Alloy	镍基合金 Nickel base alloy	350																					
S	耐热合金 Heat Resistant Alloy	钛合金 Titanium alloy	370																					

车削刀片
Turning Insert

推荐切削条件表
Recommended Cutting Conditions

工件材料 Workpiece Materials			布氏硬度 HB	切削速度推荐值Vc(m/min) Recommended Cutting Speed																				
				KP1110 f(mm)			KP2120 f(mm)			KP2130 f(mm)			KP6105 f(mm)			KP6110 f(mm)			KCT20 f(mm)			KCW20 f(mm)		
				0.1	0.2	0.3	0.1	0.2	0.4	0.1	0.2	0.4	0.1	0.2	0.4	0.1	0.2	0.4	0.1	0.2	0.4	0.1	0.2	0.3
P	碳素钢 Catbon Steel	约0.15%C退火 About 0.15%C,Annealed	125																					
P	碳素钢 Catbon Steel	约0.45%C退火 About 0.45%C,Annealed	190																					
P	碳素钢 Catbon Steel	约0.45%C调质 About 0.45%C,Quenched	250																					
P	碳素钢 Catbon Steel	约0.75%C退火 About 0.75%C,Annealed	270																					
P	碳素钢 Catbon Steel	约0.75%C调质 About 0.75%C,Quenched	300																					
P	低合金钢 Low Alloy Steel	退火 Annealed	180																					
P	低合金钢 Low Alloy Steel	调质 Quenched and Tempered	275																					
P	低合金钢 Low Alloy Steel	调质 Quenched and Tempered	300																					
P	低合金钢 Low Alloy Steel	调质 Quenched and Tempered	350																					
P	高合金钢 High Alloy Steel	退火 Annealed	200																					
P	工具钢 Tool Steel	淬火并回火 Quenched and Tempered	325																					
M	不锈钢 Stainless Steel	铁素体/马氏体 Ferrite/Martensite	200				250	230	180	150	120	110	215	170	145	180	140	110						
M	不锈钢 Stainless Steel	马氏体 Martensite	280				220	180	155	110	95	100	240	190	155	200	16	130						
M	不锈钢 Stainless Steel	奥氏体 Austenite	180				180	150	120	100	90	80	215	150	85	160	130	70						
K	灰口铸铁 Gray Cast iron	球光体/铁素体 Pearlite/Ferrite	180																					
K	灰口铸铁 Gray Cast iron	球光体/马氏体 Pearlite/Martensite	260																					
K	球墨铸铁 Nodular Cast iron	铁素体 Ferrite	160																					
K	球墨铸铁 Nodular Cast iron	球光体 Pearlite	250																					
K	可锻铸铁 Malleable Cast iron	铁素体 Ferrite	130																					
K	可锻铸铁 Malleable Cast iron	球光体 Pearlite	230																					
N	铝合金 Aluminium Alloys	非时效淬硬 Non-aging Hardened	60																			2900	2200	1600
N	铝合金 Aluminium Alloys	时效淬硬 Aging Hardened	100																			900	720	360
N	铜和铜合金 Copper Alloy	易切削合金 Free Cutting Alloys	110																			720	480	320
N	铜和铜合金 Copper Alloy	黄铜 Brass	90																			480	360	300
N	铜和铜合金 Copper Alloy	青铜和电解铜 Bronze & Electrolytic Copper	100																			340	240	160
S	耐热合金 Heat Resistant Alloy	铁基合金 Iron base alloy	280										180	110	40	150	90	40						
S	耐热合金 Heat Resistant Alloy	钴基合金 Cobalt base alloy	320										100	65	30	80	50	30						
S	耐热合金 Heat Resistant Alloy	镍基合金 Nickel base alloy	350										100	65	30	80	50	30						
S	耐热合金 Heat Resistant Alloy	钛合金 Titanium alloy	370										200	125	50	160	90	35						